Rolling Center® SPA

INNOVATIVE SOLUTIONS FOR METAL GATES AND DOORS



GENERAL CATALOGUE

2018

WE ARE INNOVATORS

Siamo in continua evoluzione. È nella nostra genetica e nella nostra natura mutare e migliorarci. A queste regole non si sottrae nemmeno il mondo del business, dove ogni giorno la sfida del mercato si fa sempre più competitiva.

We are in constant evolution. Our nature leads us to always improve and change. This is the rule also in business, where everyday the challenge of the market becomes more competitive.

Wir sind in stetiger Entwicklung. Es ist in unserer Natur, uns zu verändern und weiterzuentwickeln. Diesen Regeln gehört auch die Wirtschaft, wo jeden Tag der Wettbewerb des Marktes härter wird.

Nous évoluons constamment, notre nature nous fait toujours changer et nous améliorer. Comme le marché devient de plus en plus compétitif, le business suit cette règle.

Estamos en continua evolución está en nuestra genética, en nuestra naturaleza, cambiar y mejorarnos. A estas reglas no hace acepción ni siquiera el mundo de los negocios, donde cada día el reto del mercado es cada vez más competitivo.

Основные пункты нашего технического развития: изменение и улучшение Эти правила не являются исключением даже для мира бизнеса, где каждый день борьба за рынок является всё более конкурентной.

DA OLTRE

40 ANNI

Proponiamo prodotti di eccellente Qualità, frutto di Design e Ricerca, sempre all'avanguardia.
La nostra propensione all'innovazione ci ha portato a migliorare ulteriormente, a ripensare i nostri prodotti come strumenti evoluti, Soluzioni Innovative che rispondono sempre alle esigenze dei nostri clienti.

FOR MORE THAN 40 YEARS

We have been offering excellent quality products, resulting from leading Design and Research. Our capability to innovate has brought us to further improve, to rethink our products as advanced tools and Innovative Solutions designed on our clients' most recent needs.

SEIT ÜBER 40 JAHREN BIETEN WIR

Produkte hervorragender Qualität, Ausgeburt fortgeschrittener Forschung und Design. Unsere Neigung zur Innovation hat uns ermöglicht, unsere Produkte umzudenken und weiter zu entwickeln als verbesserte Geräte, als zukunftsorientierte Lösungen, geschmiedet den letzten Erwartungen unserer Kunden nach.

DE PLUS 40 ANS

Nous offrons des produits d'eccellente qualité, résultat de notre Recherce et Design d'avant-garde. Notre tendance à innover, nous a conduits à nous améliorer de plus en plus, à reconcevoir nos produits comme des instruments complexes, des Solutions Innovatives qui font face aux clients dont les exigences sont les plus nouvelles.

DESDE HACE MÁS DE 40 AÑOS

Ofrecemos productos de excelente calidad, resultado de Diseño y Búsqueda, siempre a la vanguardia, pero nuestra propensión a la innovación nos ha llevado a mejorar aún más, a pensar nuevamente a nuestros productos como herramientas avanzadas, a Soluciones Innovadoras siempre forjadas en las necesidades más recientes de nuestros clientes.

Более 40 лет

мы предлогаем наши результаты дизайна и поиска, продукты отличного качества, мы находимся в переди, наша склонность к инновациям приводят к постоянным улучшениям, мы думаем о наших продукте, как об элементе эволюций, инновационные решение постоянно куются в зависимости от потребности наших клиентов.



Rolling Center S.p.A. da 40 anni produce in Italia, la nostra casa, dove mani, cuore e cervello dialogano all'unisono e senza barriere geografiche; ecco perchè il nostro Made in Italy non teme confronti!

WE ARE LOCATED IN ITALY

Rolling Center since its beginning 40 years ago has been based and still manufactures in Italy, where heart, mind and hands work in synergy and with no geographical boundaries: this is why our Made in Italy is absolutely second to none!

RC produziert alles in Italien und dies seit 40 Jahren. Das ist unsere Heimat, wo Hand, Herz und Kopf im Einklang handeln, für ein Resultat ohne geographische Schranken. Das ist die Stärke unseres Made in Italy.

De plus de 40 ans Rolling Center produit en Italie où notre coeur, notre tête et nos mains travallient ensemble sans barrières: voilà pourquoi notre Produit Italien n'a égaux.

Rolling Center desde hace 40 años produce en Italia, nuestro hogar, donde las manos, el corazón y el cerebro conversan al unísono y sin barreras geográficas; es por eso que nuestro Made in Italy no teme desafíos!

Rolling Center 40 лет производит в Италии, наша дома, где руки, сердце и мозг связанные в месте, для нас нет географических границ и поэтому наш итальянский продукт находится в не конкурентности.

Una presenza capillare e strategica dagli USA al Far East. Rolling Center S.p.A. è un'azienda forte che con il tempo si è affermata sul mercato facendo conoscere il proprio prodotto in tutto il mondo.

IN A GLOBAL MARKET

A complete market coverage, from the USA to the Far East. Rolling Center is a successful company that over the years has gained a strong reputation in the market, with well known products both in Italy as well as abroad.

IN EINEM MARKT OHNE GRENZEN

Eine komplette Anwesenheit auf dem Markt von den USA bis zum Fernen Osten. Rolling Center ist ein Erfolgsunternehmen, das sich mit der Zeit einen guten Ruf auf dem Markt in Italien aber auch im Ausland erworben hat.

DANS UN MARCHÉ SANS FRONTIÈRES

Un réseau de vente stratégique qui s'étend des Etats Unis à l'Extrême-Orient. Avec le temps Rolling Center à su s'affirmer et faire connaître ses produits à l'étranger et dans l'Italie entière.

EN UN MERCADO SIN FRONTERAS

Una presencia capilar y estratégica dese los E.E.U.U. hasta el Lejano Oriente. Rolling Center es una empresa sólida que ha logrado destacarse en el mercado, dando a conocer su producto no sólo en Italia sino también en el extranjero.

РЫНОК БЕЗ ГРАНИЦ

Абсолютное присутствие на рынке от США до Дальнего Востока. Роллинг центр - это успешное предприятие, с течением времени завоевавшее репутацию на мировом рынке

A COMPLETE MARKET COVERAGE

WE ARE DEVELOPERS

Nel nostro reparto R&D uno staff di ingegneri, dinamico e creativo, progetta e sviluppa la gamma Rolling Center, la più completa e imitata del settore. Una gamma che si distingue per la carica innovativa di ogni singolo prodotto, pensata e progettata in continua evoluzione stilistica e funzionale.

START -UP IDEAS

In our R&D department our dynamic and creative staff of engineers designs and develops our products day by day: the Rolling Center range is the most complete and imitated in its field. Very innovative, with high stylistic evolution and careful to be always functional to the users needs.

DIE IDEEN EINES START-UP

In unserer Abteilung für Forschung und Entwicklung arbeitet ein Team dynamischer und kreativer Ingenieure an die Planung und Entwicklung von Rolling Center Produkten: die breiteste und am meisten nachgemachte Produktpalette auf der Welt.

DES IDÉES POUR UNE START-UP

Dans notre Bureau R&D, une équipe dynamique et créative d'ingénieurs est chargée du projet et du développent de la gamme complète des produits de Rolling Center, les plus enviés dans ce secteur. Notre production se distingue pour l'innovation e pour un projet constamment en évolution soit du point de vue stylistique que de l'utilisation.

LAS IDEAS DE UNA START-UP

En nuestro departamento Investigación & Desarrollo un equipo de ingenieros, dinámico y creativo, proyecta y desarrolla el abanico Rolling Center, el más completo e imitado del sector. Un abanico caracterizado por la carga innovadora de cada producto, pensado y proyectado en contínua evolución estilística y funcional.

ЗВЕЗДНЫЕ ИДЕИ

Наши динамический и творческий инженеры разрабатывают наиболее полный и инновационный ассортимент продукции в отрасли. Каждый продукт является синонимом высокого качества.

40 ANNI DI EVOLUZIONE

Nell'industria moderna non c'è spazio per buone idee realizzate male. Ecco perchè lo sviluppo dei nostri progetti tiene conto di un know-how di processi e tecnologie con oltre 40 anni di evoluzione e lo troverete in ogni singolo nuovo prodotto marchiato Rolling Center.



DAL 2005

Carrello "MAGNUM" per cancelli autoportanti con spazzolino

Cantilever "MAGNUM" gate carriage with brusc - holder



DAL 1975

Ruote normali

Normal wheels

DAL 1991

Ruote con appoggio centrale a bilancere

Wheels with central support rocker arm

DAL 1985

Ruote con supporto esterno

Wheels with outer support with one bearing

In modern industry there is no place for good ideas poorly executed. That's why in developing our projects we apply a know-how in manufacturing and technlogy resulting from more than 40 years of innovation in innovation. You will find all this in every singol product labelled Rolling Center.

In der modernen Wirtschaft gute Ideen, die schlecht umgesetzt werden, haben keine Zukunft. Bei der Entwicklung unserer Produkte und technischen Lösungen, setzten wir eine vierzig-jährige Erfahrung ein. Sie werden dieses Merkmal in jedem einzelnen neuen Rolling Center Produkt wiederfinden.

Dans l'industrie moderne on ne peut pas avoir de bonnes idées qui sont mal réalisées. Pour cela nos produits sont conćus sur un savoir-faire en matière de technologie et de procédés de production qui évolue depuis 40 ans. Chacun de nos produits à marque Rolling Center à tout cela.

En la industria moderna no hay lugar para buenas ideas mal implementadas. Es por eso que el desarrollo de nuestros proyectos tiene en cuenta el Know-how de los procesos y las tecnologías con más de 40 años de evolución y lo encontraran en cada nuevo producto con marca Rolling Center.

Современная индустрия не имеет место для хороших идеи плохо исполненных. Более 40 лет технология и процессы развития продуктов которые носят имя Rolling Center находится по производственным секретом.

PRODUZIONE CERTIFICATA

Rolling Center S.p.A. è un'azienda il cui sistema di qualità è stato certificato dall'Istituto DNV in conformità alla normativa UNI EN ISO 9001:2008. I prodotti sono realizzati secondo i più elevati standard qualitativi e con tecnologie produttive di avanguardia per assicurare sempre la conformità ai più rigidi parametri di controllo.

Rolling Center is a company in which quality system is certified by the DNC institute according to UNI EN ISO 9001:2008. Products are manufactured according to the highest process standards and with cutting edge technologies in order to always assure the compliance with the strictest control parameters.

Rolling Center ist ein Unternehmen, wo Qualitätssystem von dem DNV-Institut nach UNI EN ISO 9001:2008 zertifiziert wird. Die Produktion mit Spitzentechnologien wird nach den höchsten Qualitätsstandarten organisiert, was eine ständige Übereinstimmung mit der striktesten Qualitätskontrolle ermöglicht.

Rolling Centre est une entreprise dont la qualité est certifiée par l'Institut DNV selon le règlement UNI EN ISO 9001:2008.
Ses produits sont réalisés selon le plus haut standard avec l'emploi de technologies de production d'avant-garde q fin d'assurer le plus rigoureux respect des paramètres de contrôle.

Rolling Center se vale de un sistema de calidad certificado por el istituto DNV conforme a la ley UNI EN ISO 9001:2008.
En la realización de los productos se respetan los más elevados estándar durante todo el proceso, con la ayuda de tecnología procuctivas de primero nivel, asegurando en cada momento la conformidad a los rígidos parámetros de control.

Роллинг центр - это фирма, в которой система качества сертифицирована институтом ДНВ в соответствии с нормативами промышленных стандартов МСО 9001 :2008. Продукция производится по наиболее высокому стандарту с помощью передовых эффективных технологий, гарантирующих постоянное соответствие самым жестким параметрам контроля качества.

PLAN — DO — CHECK — ACT

CERTIFICAZIONE DI SISTEMA QUALITÀ

DNV·GL

ISO 9001

1.200 PRODOTTI

Una gamma completa di componenti per ogni tipo di cancello e portone industriale è il frutto di 40 anni di esperienza e di impianti produttivi moderni ed integrati, in cui tutto è orientato a offrire la risposta più precisa, professionale ed affidabile anche alla richiesta più particolare.

1.200 PRODUCTS

A complete range of components for any kind of industrial gate and door, that stems from 40 years of experience and modern and integrated production plants where everything is conceived in order to always offer the most precise, professional and reliable solution even in response to the most peculiar request.

1.200 PRODUKTE

Eine komplette Auswahl an Komponenten für jede Art von Türen und Toren ist ein Ergebnis der Interaktion von der 40-jährigen Erfahrung und modern ausgestatteten Unternehmen, wo alles darauf gerichtet ist, dem Kunden eine meist präzise und professionelle Lösung anzubieten.

1.200 PRODUITS

Un éventail complet de composantes pour tout type de grille et de porte industrielle est le résultat de 40 années d'expérience et d'établissements productifs modernes et intégrés où tout vise à offrir une réponse précise, professionnelle et q satisfaire mźme l'exigence la plus particulière.

1.200 PRODUCTOS

Un abanico completo de componentes para cada tipo de cancela y portón industrial es el fruto de 40 años de experiencia y de instalaciones productivas modernas e integradas, donde todo está orientado a proporcionar la respuesta más precisa, profesional y fiable incluso a las solicitudes más exigentes.

1200 ПРОДУКТОВ, ТЕХНОЛОГИЯ И 40 ЛЕТ ОПЫТА

Полная гамма компонентов для любых типов решеток и промышленных ворот – это результат тридцатилетнего опыта и современного и комплексного оборудования, где все направлено на предложение более точного, профессионального и надежного решения даже для самых требовательных пользователей.

SOLUZIONI INNOVATIVE

Sembra impossibile, ma nemmeno una gamma di oltre 1.200 prodotti può dirsi completa. I continui miglioramenti nella ricerca, nello sviluppo dei prodotti e nella filiera produttiva si sommano a esigenze tecniche e di mercato sempre più sfidanti. L'innovazione per Rolling Center S.p.A. sta proprio nella visione di questa perpetua evoluzione.

It seems impossible, but even a 1.200 product range can never be considered really complete.
The constant development in research and manufacturing combines with increasingly challenging technical requirements market expectations. Innovation for Rolling Center means be aware of this endless evolution.

Es mag unglaublich klingen, aber sogar eine Palette mit über 1.200 Produkte ist nie wirklich vollendet. Die ständigen Verbesserungen der Forschung und Technik in der Produktentwicklung und Herstellung folgen und ermöglichen immer anspruchsvollere, technische Erwartungen. Die Innovationskraft von Rolling Center beruht genau in der klaren Vision dieser stetigen Entwicklung.

Nos produits sont plus de 1.200 mais notre gamme n'est pas encore terminée. L'amélioration continue au niveau de la recherce, de la chaîne productive et du développement des produits est déterminée par des exigences techniques et par des défis du marché. Pour Rolling Center Innover signifie évolution constante.

Parece imposible, pero ni siquiera una gama de más de 1.200 productos nunca se puede decir que esté completa. Los continuos mejoramientos en la investigación, en el desarrollo de los productos y en la cadena de producción se suman a exigencias técnicas y de mercado cada vez más desafiantes. La innovación para Rolling Center radica en la visión de esta evolución perpetua.

Кажется невозможным но даже список в 1200 продуктов не является полным.
В развивающемся рынке мы продолжаем поиск к улучшению технических требованиям продуктивной линий. Rolling Center взгляд в будущее.

pg. 16 ▸ 43

CARDINI

Hinges
Torbänder
Gonds
Pernios
Петли

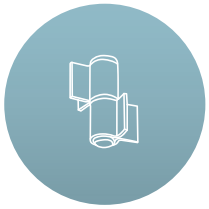

pg. 44 ▸ 61

CERNIERE E CATENACCI

Hinges - Bolts
Scharniere - Riegel
Charnières - Verrous
Bisagras - Cerrojos
Шарниры и задвижки

pg. 62 ▸ 71

GUIDE PER SCORREVOLI A PAVIMENTO

Floor tracks for sliding doors
Boden Schienen Fuer Schiebetoren
Rail au sol pour portes coulissantes
Guías al suelo para puertas corredizas
Напольные направляющие для раздвижных ворот

pg. 72 ▸ 90

RUOTE

Wheels
Laufrollen
Roues
Ruedas
Ролики

pg. 91 ▸ 94

CREMAGLIERE

Racks
Zahnstangen
Crémaillère
Cremalleras
Зубчатые рейки

SCARICA LA VERSIONE PIÙ AGGIORNATA DEL CATALOGO
Download the updated version of our catalogue / Die letze version des katalogs Herunterladen / Telechargez la version la plus recente du catalogue / Descarga la versión más actualizada del catálogo / Скачать последнею версию каталога
www.rollingcenter.com/products

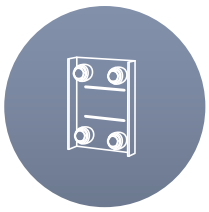

pg. 95 ▸ 100

PIASTRE E RULLI GUIDA

Rollers guide
Führungsrollen
Plots de guidage
Placas y Rodillos
Роликовые направляющие

pg. 101 ▸ 164

ACCESSORI PER PORTONI

Accessories for sliding and folding doors
Zubehör fuer Falt - und Schiebetore
Accessoires pour portes coulissantes
Accesorios para puertas correderas
Аксессуары для ворот



pg. 165 ▸ 193

CARRELLI AUTOPORTANTI

Cantilever gate carriages
Wagen fuer freitragende Schiebetore
Chariots pour portail autoportants
Carros para cancelas autoportantes
Тележки для раздвижных ворот



pg. 194 ▸ 200

PROFILO RETE

Grill profile
Gitter profil
Profil grille
Perfil para rejilla
Профиль сетки



pg. 201 ▸ 230

LINEA INOX

Line inox
Linie inox
Ligne inox
Línea Ínox
Линия из нержавеющей стали

INDICE ANALITICO pg. 231 ▸ 240
Analytic index / Analytisches verzeichnis / Index analitique / Índice analítico / **Аналитический указатель**


by Rolling Center®
TREVISO ITALY
BREVETTATO

rollingcenter.com



CARDINI

Hinges
Torbänder
Gonds
Pernios
Петли

A
B
C

A

TUBO FIX

Cardine per montanti a sezione quadra. Senza necessità di saldatura

Hinge for square section pillars with no need of welding

CR 30QP

P 40Q

Dispositivo di imperniamento che consente il movimento dell'anta senza necessità di saldare il cardine al montante del cancello, ma attraverso un cavallotto che si adatta alle dimensioni del tubo.

The pivot system tool allows the movement of the door without welding the hinge to the gate but using a clevis that adapts to the pipe dimensions.

B

PASCAL

PASCAL 1

PASCAL 2N

Cardine PASCAL brevettato
si propone come un innovativa soluzione per cancelli ad una o due ante o per porte industriali anche di grandi dimensioni.

Patented PASCAL hinge
The patented PASCAL hinge is an innovative solution for single or 2 wings gates, or even for large industrial doors.

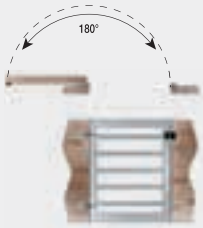

Esempio di applicazione cardine PASCAL dove è possibile notare l'apertura di 180°, dando così la possibilità di avere una luce netta di passaggio.

Example of application hinge PASCAL where it is possible to notice opening up to 180°, giving therefore the possibility to have one clean light of passage.

C

Battente zincato fisso porta incontro per elettro-serratura e serratura manuale

Galvanized fixed keep for electro and manual lock

A
B
C
D
A
B

A

CAP TN

CAP QN

CAP RN

CAP RG/Z

CAP TG/Z

CAP G/Z

SF 60
SF 76
SF 102

B

CR 30Q
CR 35Q
CR 40Q
CR 50Q

CR 30QP
CR 35QP
CR 40QP
CR 50QP

PG 51S2
PG 71S2

PG 50I2
PG 70I2

PG 51S
PG 71S
PG 121S

PG 50I
PG 70I
PG 120I

132 P
132 G

P 20
P 24

P 35
P 40

P 40Q
P 50Q

C 18
C 20
C 24

CR 18
CR 20
CR 24

CR 18P
CR 20P
CR 24P

CL 16R
CL 20R
CL 24R

CL 16RA
CL 20RA
CL 24RA

C 18A
C 20A
C 24A

CR 18A
CR 20A
CR 24A

CR 18PA
CR 20PA
CR 24PA

C 30
C 35
C 40

CR 30
CR 35
CR 40

CR 30P
CR 35P
CR 40P

PR 18
PR 20
PR 24
PR 30

T 30
T 35
T 40

T 30F
T 35F

C

CAVO 1
CAVO 2
CAVO 3

D

160

160 G

128/10
128/20

129

129 P

A

CAVO 1
CAVO 2
CAVO 3

B

CR 30Q
CR 35Q
CR 40Q
CR 50Q

CR 30QP
CR 35QP
CR 40QP
CR 50QP

PG 51S2
PG 71S2

PG 51I2
PG 71I2

PG 51S
PG 71S
PG 121S

PG 50I
PG 70I
PG 120I

132 P
132 G

P 20
P 24

P 35
P 40

P 40Q
P 50Q

C 18
C 20
C 24

CR 18
CR 20
CR 24

CM 18
CM 20
CM 24

CR 18P
CR 20P
CR 24P

CR 18PA
CR 20PA
CR 24PA

C 18A
C 20A
C 24A

CR 18A
CR 20A
CR 24A

C 30
C 35
C 40

CR 30
CR 35
CR 40

CR 30P
CR 35P
CR 40P

CL 16R
CL 20R
CL 24R

CL 16RA
CL 20RA
CL 24RA

CR 60

PR 18
PR 20
PR 24
PR 30

T 30
T 35
T 40

T 30F
T 35F

C

56

F 105

F 105 BP
F 105 BG

A

F30 Z
F40 Z
F40 SZ

B

1230 O
1230 V
1227 PSO
1224 PSV
RBI 160 O
RBI 160 V

C



42
43
44
45
47

D

160
160 G
128/10
128/20
129
129 P

E

2 RP
4 RP
4 RM
4 RG
4 RMR
4 RGR
2 RG
2 RGG Z

F

NEW OMEGA Z6

SISTEMA
IBBI

FLOOR Z6 - Z3

ANGULA Z6 - Z3

G

50 S

50 RS

I TUBOFIX cardine per montanti a sezione quadra senza necessità di saldatura

UK TUBOFIX hinge for square section pillars with no need of welding
D Tubofix Torband für Pfosten mit quadratischem Querschnitt. Kein Anschweißen nötig
F Tubofix gond pour tubes cadre à section carrée sans nécessité de soudure
E Tubofix bisagra para montantes con sección cuadrada sin necesidad de soldar
RUS «Турбофикс» Петля квадратная для штанги бес сварки

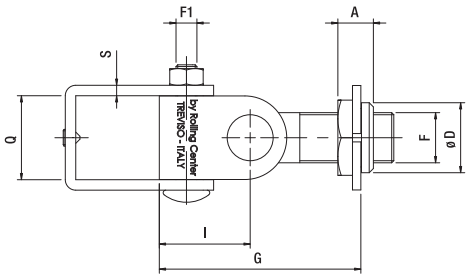

Articolo - Article		D	F	F1	G min/max	I	S	A	Q		
Riferimento - Reference		∅	UNI		mm					N°	Kg
CR 30Q	CT 00 30 QR	28	M18	M8	63 - 85	33	4	15	30	10	6,8
CR 35Q	CT 00 35 QR	28	M20	M8	67 - 91	36,5	4	15	35	4	3,3
CR 40Q	CT 00 40 QR	34	M24	M10	77 - 106	43,5	5	17	40	4	5,3
CR 50Q	CT 00 50 QR	34	M24	M12	82 - 111	48,5	6	17	50	4	7,0

I TUBOFIX cardine con piastra per montanti a sezione quadra senza necessità di saldatura

UK Tubofix hinge with plate for square section pillars with no need of welding
D Tubofix Torband mit Platte für Pfosten mit quadratischem Querschnitt. Kein Anschweißen nötig
F Tubofix gond avec plaque pour tubes cadre à section carrée sans nécessité de soudure
E Tubofix bisagra con placa para montantes con sección cuadrada sin necesidad de soldar
RUS «Турбофикс» Петля квадратная с пластиной для штанги бес сварки

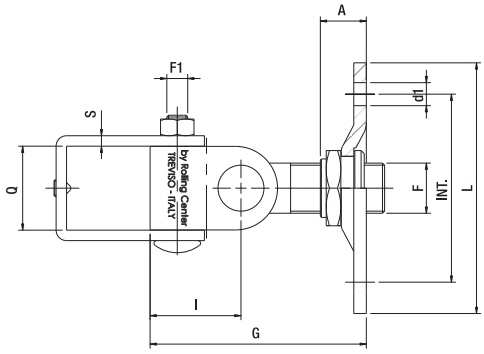

Articolo - Article		d1	F	F1	G min/max	I	S	A	Q	INT	L		
Riferimento - Reference		∅	UNI		mm							N°	Kg
CR 30QP	CT 00 30 QP	9	M18	M8	67 - 90	33	4	14	30	40x70	60x90	10	8,0
CR 35QP	CT 00 35 QP	11	M20	M8	77 - 97	36,5	4	20	35	70	100	4	4,9
CR 40QP	CT 00 40 QP	11	M24	M10	86 - 113	43,5	5	20	40	90	120	4	8,0
CR 50QP	CT 00 50 QP	11	M24	M12	91 - 118	48,5	6	20	50	90	120	4	9,6

I Piastra e perno inferiore per tubo quadro

UK Rotating plate for square section tubes with no need of welding
D Untere Drehplatte für Vierkantrohr. Kein Anschweißen nötig.
F Plaque tournante pour tubes à section carrée sans nécessité de soudure
E Punto de giro con placa para tubos con sección cuadrada sin necesidad de soldar
RUS Петля и оса для квадратной трубки

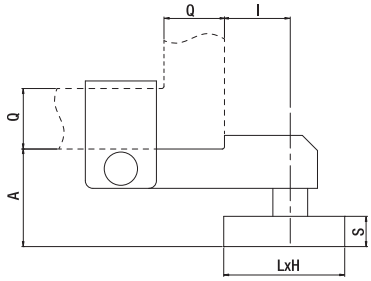



Articolo - Article		LxHxS	Q	I	A	Abbinabile Combining		
Riferimento - Reference		mm					N°	Kg
P 40Q	CT0040QI	80x70x20	40	43,5	64,5	CR40Q/CR40QP	4	10,7
P 50Q	CT0050QI	80x70x20	50	48,5	69,5	CR50Q/CR50QP	4	15

Cardine a saldare

- I Hinge to be welded
- UK Anschweißband
- D Gond à souder
- F Pernio para soldar
- E Петля под сварку
- RUS

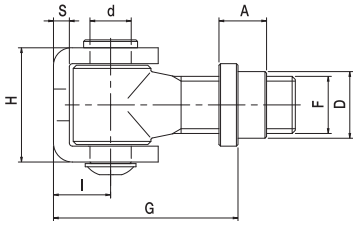

Articolo - Article		D	d	F	G min/max	I	H	S	A		
Riferimento - Reference		∅		UNI	mm					N°	Kg
C 18	CT 00 18 S0	25	14	M 18	47 - 70	18	36	5	20	20	6,5
C 20	CT 00 20 S0	25	14	M 20	51 - 70	21	39	6	20,5	20	7,9
C 24	CT 00 24 S0	29	17	M 24	57 - 76	26	47	6	26,5	10	6,9

Cardine a saldare registrabile

- I Adjustable weld - on hinge
- UK Einstellbares Anschweißband
- D Gond réglable à souder
- F Pernio para soldar regulable
- E Петля регулируемая под сварку
- RUS

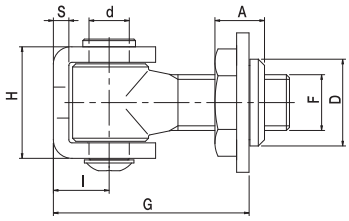

Articolo - Article		D	d	F	G min/max	I	H	S	A		
Riferimento - Reference		∅		UNI	mm					N°	Kg
CR 18	CT 00 18 R0	28	14	M 18	50 - 70	18	36	5	15	20	7,1
CR 20	CT 00 20 R0	28	14	M 20	57 - 80	21	39	6	15	20	8,5
CR 24	CT 00 24 R0	34	17	M 24	65 - 90	26	47	6	17	10	7,2

Cardine registrabile con piastra

- I Adjustable hinge with plate
- UK Einstellbares Torband mit Platte
- D Gond réglable avec plaque
- F Pernio regulable con placa
- E Петля регулируемая с пластиной
- RUS

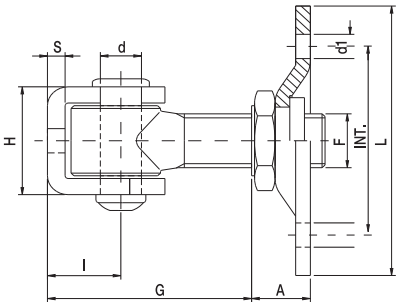

Articolo - Article		d	F	G min/max	I	H	S	A	L	d1	INT.		
Riferimento - Reference		∅	UNI	mm					□	∅	mm	N°	Kg
CR 18P	CT 00 18 RP	14	M 18	40 - 60	18	36	5	14	60X90	9	40X70	10	6,5
CR 20P	CT 00 20 RP	14	M 20	46 - 74	21	39	6	20	100	11	70	10	7,8
CR 24P	CT 00 24 RP	17	M 24	52 - 76	26	47	6	20	120	11	90	10	13,5

Cardine a saldare con ali

I Hinge with wings to be welded
UK Flügelscharnier zum Anschweissen
D Gong à souder avec ailes
F Pernio para soldar con alas
E Петля для сварки с крылышками
RUS

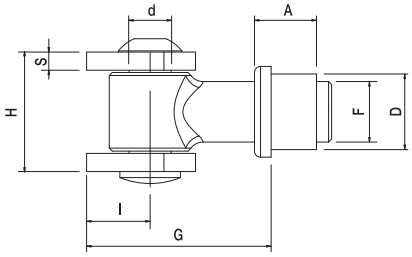

Articolo - Article		D	d	F	G min/max	I	H	S	A		
Riferimento - Reference		∅		UNI	mm					N°	Kg
C 18A	CT A0 18 S0	25	14	M 18	47 - 70	18	36	5	20	20	6,1
C 20A	CT A0 20 S0	25	14	M 20	51 - 70	21	39	6	20,5	20	7
C 24A	CT A0 24 S0	29	17	M 24	57 - 76	26	47	6	26,5	10	6,2

Cardine a saldare registrabile con ali

I Adjustable hinge with wings
UK Einstellbares Flügelscharnier
D Gong à souder à régler avec ailes
F Pernio ajustable con alas para soldar
E Петля для сварки регулируемая с крылышками
RUS

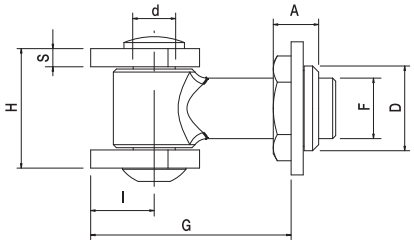

Articolo - Article		D	d	F	G min/max	I	H	S	A		
Riferimento - Reference		∅		UNI	mm					N°	Kg
CR 18A	CT A0 18 R0	28	14	M 18	50 - 70	18	36	5	15	20	7
CR 20A	CT A0 20 R0	28	14	M 20	57 - 80	21	39	6	15	20	8
CR 24A	CT A0 24 R0	34	17	M 24	65 - 90	26	47	6	17	10	7

Cardine registrabile con piastra con ali

I Adjustable hinge with plate and wings
UK Einstallbares Flügelscharanier mit Platte
D Gong à régler avec plaque et ailes
F Pernio ajustable con soporte y alas
E Петля регулируемая с пластиной с крылышками
RUS

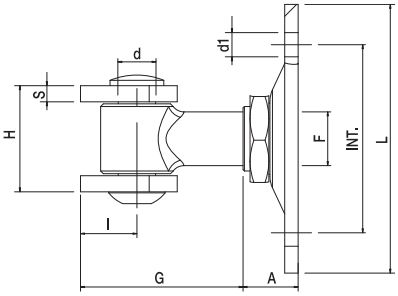

Articolo - Article		d	F	G min/max	I	H	S	A	L	d1	INT.		
Riferimento - Reference		∅	UNI	mm					□	∅	mm	N°	Kg
CR 18PA	CT A0 18 RP	14	M 18	40 - 60	18	36	5	14	60X90	9	40X70	10	6,5
CR 20PA	CT A0 20 RP	14	M 20	46 - 74	21	39	6	20	100	11	70	10	7,8
CR 24PA	CT A0 24 RP	17	M 24	52 - 76	26	47	6	20	120	11	90	10	13,5

Piastra e perno per cancelli ad ante

- I Gate plate and pin
- UK Bodenplatte mit Zapfen
- D Plaque et pivot pour portail à battants
- F Placa y gazne para cancelas
- E Ось поворотная под сварку для петель
- RUS

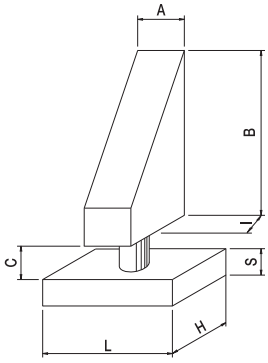

	Articolo - Article		L x H x S	A	B	C	I	Abbinabile Combinable		
	Riferimento - Reference		mm						N°	Kg
NEW	P 18	CT 00 18 P0	60 x 50 x 12	25	57	13	18	Cardini / Hinges M18	20	9,56
	P 20	CT 00 20 P1	60 x 50 x 12	30	64	13	21	Cardini / Hinges M20	20	12,28
CODE CHANGE	P 24	CT 00 20 P0	70 x 60 x 15	30	80	12	26	Cardini / Hinges M24	20	20,2
	P 28	CT 00 24 P0	80 x 70 x 20	35	95	18	29	-	10	17,1

Piastra e perno inferiore leggero

- I Lower plate and pin
- UK Platte mit Zapfen
- D Plaque et pivot inférieur
- F Placa y pernio inferior
- E Петля нижняя опорная поворотная
- RUS

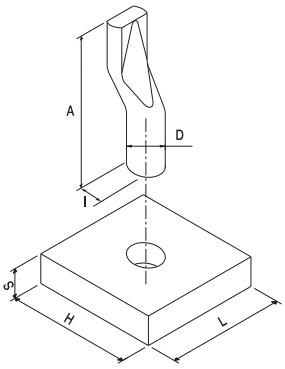

Articolo - Article		A	L x H x S	D	I		
Riferimento - Reference		mm				N°	Kg
132 P	CT 63 60 20	89	60 x 70 x 15	20	18	10	6,2
132 G	CT 63 60 24	96	60 x 70 x 20	24	26	10	8,6

Piastra e perno inferiore pesante

- I Lower plate and pin
- UK Platte mit Zapfen
- D Plaque et pivot inférieur
- F Placa y pernio inferior
- E Петля нижняя опорная поворотная
- RUS

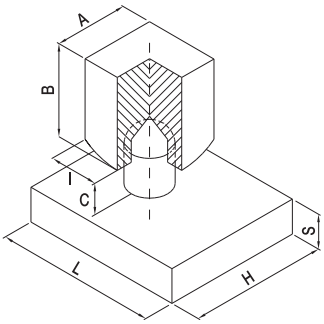

Articolo - Article		L x H x S	A	B	C	I		
Riferimento - Reference		mm					N°	Kg
P 35	CT 70 60 01	70 x 60 x 15	35	40	12	18	20	18,3
P 40	CT 80 70 01	80 x 70 x 20	40	40	17	21	10	14,3

Cardine a saldare serie ferro battuto

- I Hinge to be welded wrought iron range
- UK Anschweißband Schmiedeiserne Tore
- D Gond à souder série fer forgé
- F Pernio para soldar seire hierro forjado
- E Петля под сварку
- RUS

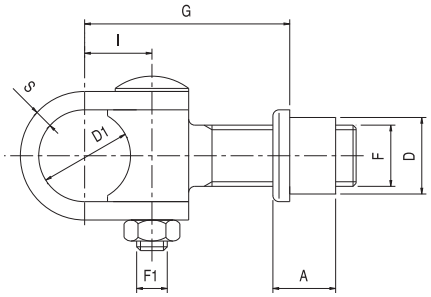

Articolo - Article		D	D1	F	F1	G min/max	I	S	A		
Riferimento - Reference		∅		UNI		mm				N°	Kg
C 30	CT 00 30 CO	25	30	M 20	M 10	44 - 68	22	6	20,5	20	10,1
C 35	CT 00 35 CO	29	35	M 24	M 10	50 - 74	26	6	26,5	10	7,3
C 40	CT 00 40 CO	36	40	M 30	M12	70 - 110	34	6	24	10	12,3

Cardine a saldare registrabile serie ferro battuto

- I Adjustable hinge to be welded wrought iron range
- UK Einstellbares Anschweißband Schmiedeiserne Tore
- D Gond réglable à souder série fer forgé
- F Pernio regulable para soldar seire hierro forjado
- E Петля регулируемая под сварку
- RUS

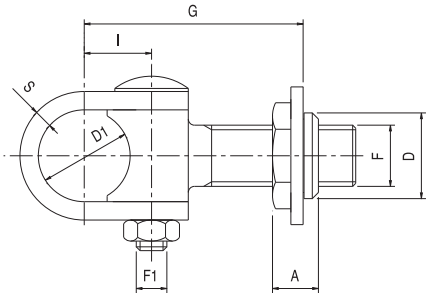

Articolo - Article		D	D1	F	F1	G min/max	I	S	A		
Riferimento - Reference		∅		UNI		mm				N°	Kg
CR 30	CT 00 30 CR	28	30	M 20	M 10	50 - 78	22	6	15	20	10,7
CR 35	CT 00 35 CR	34	35	M 24	M 10	57 - 88	26	6	17	10	7,7
CR 40	CT 00 40 CR	36	40	M 30	M12	70 - 110	34	6	24	10	13,6

Cardine registrabile con piastra serie ferro battuto

- I Adjustable hinge with plate wrought iron range
- UK Einstellbares Torband mit Platte Schmiedeiserne Tore
- D Gond réglable avec plaque série fer forgé
- F Pernio regulable con placa seire hierro forjado
- E Петля регулируемая с пластиной
- RUS

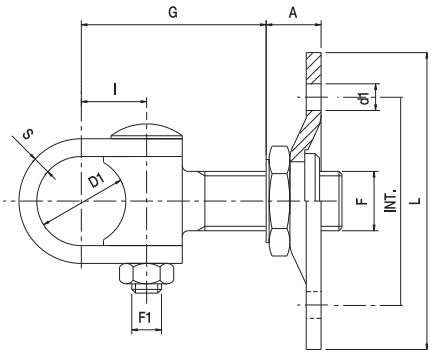

Articolo - Article		L	D1	F	F1	G min/max	I	S	A	d1	INT.		
Riferimento - Reference		□	∅	UNI		mm				∅	mm	N°	Kg
CR 30P	CT 00 30 CP	100	30	M 20	M 10	39 - 63	22	6	20	11	70	10	8,9
CR 35P	CT 00 35 CP	120	35	M 24	M 10	45 - 74	26	6	20	11	90	8	11,1
CR 40P	CT 00 40 CP	120	40	M 30	M 12	70 - 110	34	6	25	11	90	8	11,1

Tronchetto di giunzione montante cancello

I Upright gate joint element
UK Verbindungsstück
D Axe bout de jonction pour montant de portail
F Eje de giro del montante de la cancel
E Пластина регулируемая для петли фигурная
RUS

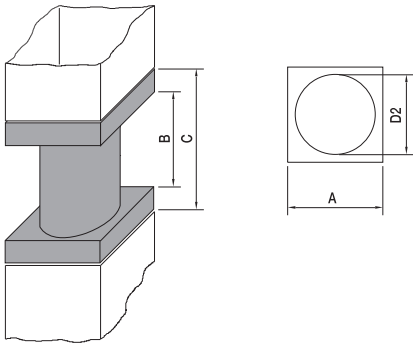

Articolo - Article		D2	A	B	C		
Riferimento - Reference		∅	mm			N°	Kg
T 30	CT 00 30 T0	28,5	35	35	55	20	7,5
T 35	CT 00 35 T0	33,5	40	40	60	10	5,3
T 40	CT 00 40 T0	38,5	50	45	65	10	8,1

Tronchetto di giunzione con foro

I Upright gate joint element with hole
UK Verbindungsstück mit Bohrung
D Axe de jonction avec trou
F Soporte guía con agujero
E Соединительный патрубок с отверстием
RUS

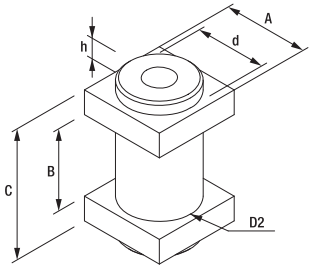

Articolo - Article		d	D2	A	B	C	h		
Riferimento - Reference		∅		mm			mm	N°	Kg
T 30F	CT 00 30 63	29	28,5	35	33	53	5	20	8
T 35F	CT 00 35 68	34	33,5	40	38	58	5	10	5,3

Piastra registabile per cardine

I Adjustable hinge plate
UK Einstellbare Flanschplatte fuer Anschweißtorband
D Plasque réglable pour gond
F Placa regulable para pernio
E Петля нижняя опорная под сварку
RUS

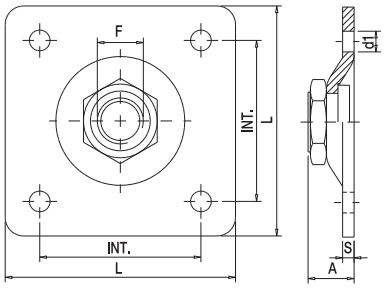



Articolo - Article		L	F	S	A	INT.	d1		
Riferimento - Reference		□	UNI	mm			∅	N°	Kg
PR 18	PT 00 18 R0	60x90	M 18	4	14	40x70	9	20	5
PR 20	PT 00 20 R0	100	M 20	5	19	70	11	20	8,7
PR 24	PT 00 24 R0	120	M 24	6	20	90	11	10	7,1
PR 30	PT 00 30 R0	120	M 30	6	25	90	11	10	7,7

I Piastra a fiore registrabile per cardine serie ferro battuto

UK Adjustable flower plate for hinge wrought iron range
D Regelbar - Blumenplatte Anschweissband Schmiedeiserne Tore
F Plaque fleur réglable pour gond série fer forgé
E Placa regulable flor para pernio serie hierro forjado
RUS Пластина регулируемая для петли

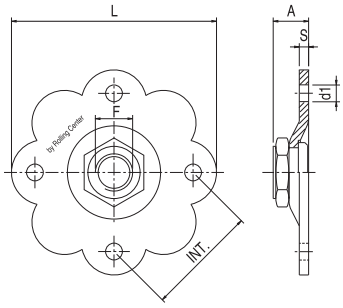

Articolo - Article		L	F	S	A	INT.	d1		
Riferimento - Reference		□	UNI	mm			∅	N°	Kg
PR 20F	PT 00 20 R1	110	M 20	5	19	60	9	20	7,5
PR 24F	PT 00 24 R1	130	M 24	6	20	65	11	10	6

I Cardine con cavallotto e piastra doppia regolazione 180°

UK Hinge with weldable collar and plate with double regulation 180°
D Anschweissband mit Klemme und Platte mit doppelter Einstellung 180°
F Gond et plaque à double réglage à 180°
E Pernio con abarcón (abrazaderas o tornillos a U) y plancha de doble regolación 180°
RUS Петля с зажим и пластина с двойной регулировки

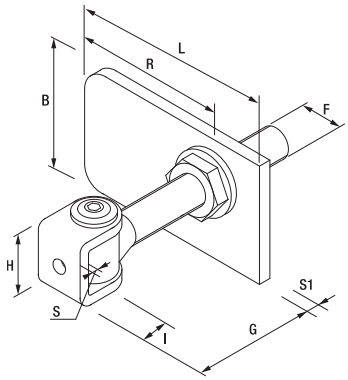

Articolo - Article		F	G min/max	I	H	R min/max	L	B	S	S1		
Riferimento - Reference		UNI	mm								N°	Kg
CL16R	CT 00 16 2R	M 16	60 - 118	26	47	47 - 62	80	50	6	6	10	7
CL20R	CT 00 20 2R	M 20	65 - 165	26	47	60 - 80	80	50	6	8	10	10
CL24R	CT 00 24 2R	M 24	85 - 185	26	47	75 - 95	80	50	6	10	10	18

I Cardine con ali e piastra doppia regolazione 180°

UK Hinge with wings and plate with double regulation 180°
D Anschweissband mit Flügeln und Platte mit doppelter Einstellung 180°
F Gond avec des côtés et plaque à double réglage à 180°
E Pernio con ala y plancha de dobla regulación 180°
RUS Петля с крыльями и двойной регулировки

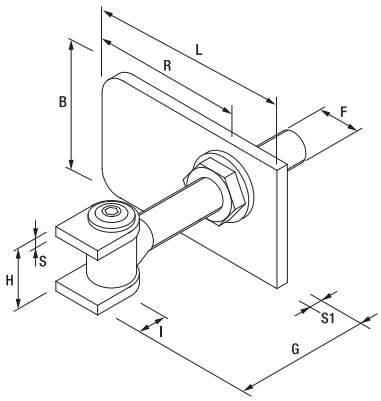

Articolo - Article		F	G min/max	I	H	R min/max	L	B	S	S1		
Riferimento - Reference		UNI	mm								N°	Kg
CL16RA	CT A0 16 2R	M 16	60 - 118	21	40	47 - 62	80	50	5	6	10	7
CL20RA	CT A0 20 2R	M 20	65 - 165	26	47	60 - 80	80	50	6	8	10	10
CL24RA	CT A0 24 2R	M 24	85 - 185	26	47	75 - 95	80	50	6	10	10	18

Cardine con barra lunga

- I Hinge with longer bar
- UK Anschweißband mit Gewinde - Bolzen
- D Gond avec barre plus longue
- F Pernio con barra larga
- E Petля с длинным винтовым креплением
- RUS

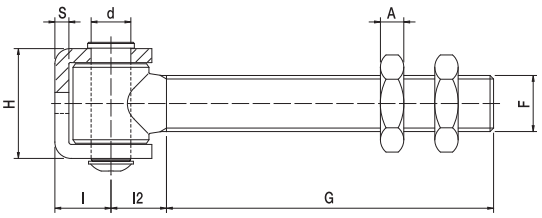



Articolo - Article		d	F	G	I	I2	H	S	A		
Riferimento - Reference		∅	UNI	mm						N°	Kg
NEW CL 16	CT 00 16 L0	14	M 16	92	21	18	40	6	8	10	4,0
CL 20	CT 00 20 L0	14	M 20	143	21	22	40	6	9	10	6,4
CL 24	CT 00 24 L0	17	M 24	141	26	24	47	6	10	10	9,9

Cardine a muro

- I Wall - hinge
- UK Anschweißband mit Mauerhüelse
- D Gond mural
- F Pernio para empotrar
- E Petля в стену
- RUS

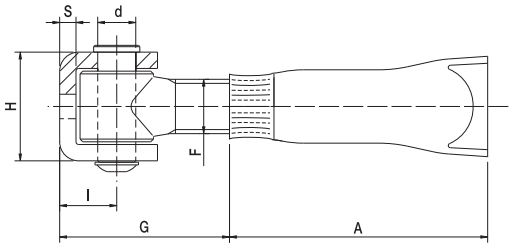

Articolo - Article		D	F	G min/max	I	H	S	A		
Riferimento - Reference		∅	UNI	mm					N°	Kg
CM 18	CT 00 18 M0	14	M 18	40 - 60	18	36	5	66	20	8,5
CM 20	CT 00 20 M0	14	M 20	46 - 70	21	39	6	95	20	9,5
CM 24	CT 00 24 M0	17	M 24	52 - 76	26	47	6	100	10	8,1

Cardine a cavallotto regolabile

- I Adjustable staple hinge
- UK Regelbar. Halter - Anschweissband
- D Charnière gond réglable avec étrier
- F Pernio con caballete regulable
- E Petля шарнирная регулируемая со скобой
- RUS

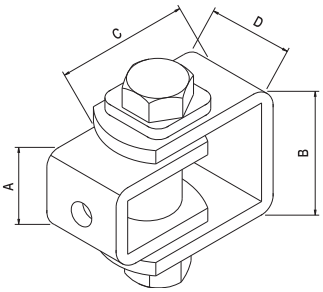

Articolo - Article		A	B	C	D		
Riferimento - Reference		mm				N°	Kg
131 P	CZ 30 45 P0	30	45	64 - 70	30	10	4,1
131 G	CZ 45 60 G0	45	60	64 - 73	35	10	5,6

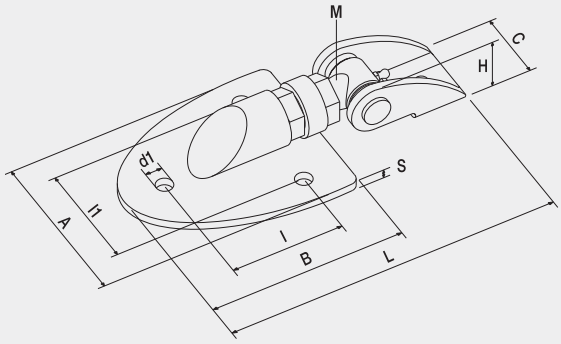

PASCAL

by Alberto Pasquale

Cardine di facile installazione e brevettato

Articolo - Article		A	B	C	d1	l	l1	M	H	L	S	Descrizione Description	
Riferimento - Reference		mm										N°	Kg
PASCAL 1	CT PA 20 R1	120	140	46,5	12	80	80	20	40	235/247	5	Tropicalizzato	6	8,5
PASCAL 1N	CN PA 20 R1	120	140	46,5	12	80	80	20	40	235/247	5	Verniciato nero	6	8,5

I Cardine PASCAL brevettato

Il cardine PASCAL brevettato si propone come un innovativa soluzione per cancelli ad una o due ante o per porte industriali anche di grandi dimensioni, presentando i seguenti vantaggi:

1 Velocità di montaggio
2 Eliminazione di forature di grande diametro nelle colonne
3 Velocità e facilità di regolazioni in opera ed eseguibili da un solo addetto
4 Spazi ridotti al minimo tra colonna/muratura con possibilità di sfruttare la luce netta al massimo
5 Eliminazione dei giochi grazie al nuovo sistema di regolazione e fissaggio
6 Presenza di un ingrassatore per una periodica manutenzione ad evitare eventuali rumorosità

UK Patented PASCAL hinge

The patented PASCAL hinge is an innovative solution for single or 2 wings gates, or even for large industrial doors, with the following advantages:

1 Easy installation
2 No large drillings in the columns
3 Quick and simple on site adjustment, feasible even by one man alone
4 Reduced dimensions between column and wall, thus maximizing the light available
5 No clearance thanks to the new adjustment and fixing device
6 Equipped with a lubricator for periodic maintenance and potential noise prevention

D PASCAL Anschweißband - registriert

Das PASCAL Anschweißband ist eine innovative Lösung für 1 oder 2 Flügel Türe und auch für große Tore, mit folgenden Vorteilen:

1 Vereinfachte Installierung
2 Keine große Bohrungen in den Kolonnen
3 Schnelle und einfache Einstellung direkt im Bauanlage, durchführbar auch von einem einzigen Mann.
4 Verkleinerte Räume zwischen Kolonne und Wand, mit mehr Licht zu Verfügung
5 Keine Spiele dank des neuen Einstellungs- und Befestigungssystems
6 Fettpresse Versorgung für eine regelmäßige Instandhaltung.

F Gond Pascal breveté

Le gond Pascal breveté se propose comme une solution nouvelle pour grilles à une ou deux portes ou pour les portes des établissements industriels même de grandes dimensions, tout en offrant les avantages suivants:

1 Montage rapide
2 Effacement des percements de grand diamètre dans les colonnes
3 Adaptations rapides et faciles de la part d'un seul préposé
4 Réduction des espaces entre la colonne et le mur avec la maxime exploitation de l'éclairage direct
5 Elimination des jeux grâce aux nouveaux systèmes de régulation et blocage
6 Manutention périodique de la part d'un graisseur pour éviter les moindres bruits

E Pernio Pascal patentado

El pernio Pascal patentado se propone como una solución innovadora para cancelas de una o dos hojas o para puertas industriales de grandes dimensiones, con las siguientes ventajas:

1 Velocidad de montaje
2 Eliminación de pinchazos de grande diámetro en las columnas;
3 Velocidad y facilidad de ajustes en la obra y realizables por un sólo encargado
4 Espacios reducidos al mínimo entre columna/pared con posibilidad de aprovechar al máximo la luz neta
5 Eliminación de los juegos gracias al nuevo sistema de ajuste y reglaje
6 Presencia de un lubricador para una periódica manutención y evitar eventual rumorosidad.

RUS Запатентованная петля PASCAL

Запатентованная петля PASCAL, представляющая собой новое решение для ворот с одной или двумя створками или даже для промышленных ворот больших размеров, имеет следующие преимущества:

1 простота установки
2 отсутствие больших отверстий в стойке
3 быстрая и простая регулировка по бокам, выполняемая даже одним человеком
4 уменьшенное расстояние между стеной и стойкой, с возможностью максимально использовать чистый свет
5 отсутствие зазоров благодаря новому устройству для установки и фиксации
6 маслораспылитель для периодического технического обслуживания и возможного предотвращения шума

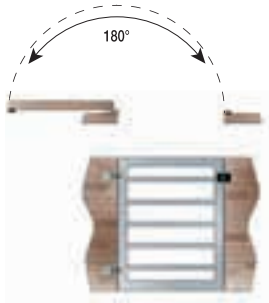

I Esempio di applicazione cardine PASCAL dove è possibile notare l'apertura di 180°, dando così la possibilità di avere una luce netta di passaggio

UK Example of application hinge PASCAL where it is possible to notice opening up to 180°, giving therefore the possibility to have one clean light of passage

D Beispiel der Anwendung des Scharniers PASCAL, wo es möglich ist, die Öffnung bis 180° hinaus zu beachten, mit der Möglichkeit, ein sauberes Licht-Durchgang zu haben

F Exemple d'application de charnière PASCAL où il est possible de noter l'ouverture à 180°, donnant donc la possibilité d'avoir un passage net

E Ejemplo del uso de la bisagra PASCAL donde está posible notar la apertura de 180°, dando por lo tanto la posibilidad para tener una luz limpia de paso

RUS Пример использования петли Паскаля с возможностью открытия до 180° и способностью пропускать чистый свет

Cardine PASCAL 2, brevettato

- I Hinge PASCAL 2, pat pending
- UK Anschweißband PASCAL 2, regestriert
- D Gond PASCAL 2, breveté
- F Pernio PASCAL 2, registrado
- E Петля Паскаля 2, запатентовано
- RUS

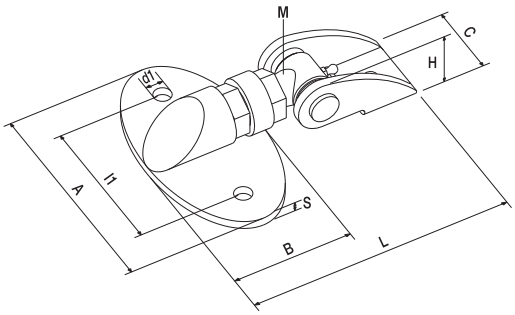

by Alberto Pasquale

Articolo - Article		A	B	C	d1	l1	M	H	L	S	Descrizione Description		
Riferimento - Reference		mm										N°	Kg
PASCAL 2	CT PA 20 R2	150	80	46,5	12	100	20	40	178/190	5	Tropicalizzato	6	7,3
PASCAL 2N	CN PA 20 R2	150	80	46,5	12	100	20	40	178/190	5	Verniciato nero	6	7,3

Piastre girevoli a saldare superiore per cancelli leggeri e pesanti

- I Rotating plate for light and heavy gates
- UK Oberes Drehlager unteres Drucklager
- D Plaque tournante pour portail léger et lourd
- F Placa giratoria para cancelas livianas y pesadas
- E Петля поворотная с подшипником верхняя для легких и тяжелых ворот
- RUS

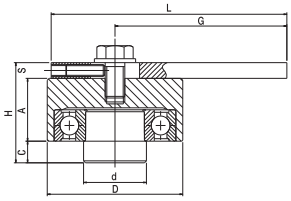

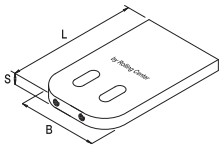

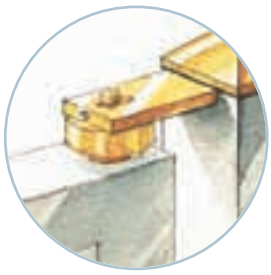

Articolo - Article		D	d	A	C	H	B	L	S	G min/max	Portata Capacity		
Riferimento - Reference		∅		mm							Kg	N°	Kg
PG 51S	CT 01 50 DS	50	23	25	10	43	50	80	8	48 - 60	450	10	6
PG 71S	CT 01 70 DS	70	32	32	11	51	70	120	8	80 - 95	1000	10	14,8
PG 121S	CT 01 12 DS	120	45	35	10	60	100	250	15	184 - 198	1500	2	17,7

Piastre girevoli a pavimento inferiore per cancelli leggeri e pesanti

- I Rotating plate for light and heavy gates
- UK Oberes Drehlager unteres Drucklager
- D Plaque tournante pour portail léger et lourd
- F Placa giratoria para cancelas livianas y pesadas
- E Петля поворотная с конусным подшипником нижняя для легких и тяжелых ворот
- RUS

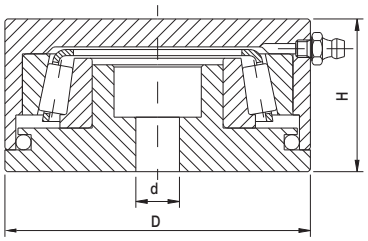

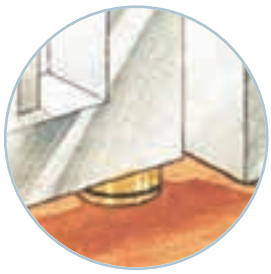

Articolo - Article		D	d	H	Portata Capacity		
Riferimento - Reference		∅		mm	Kg	N°	Kg
PG 50I	CT 00 50 DI	50	8	31	1000	10	4
PG 70I	CT 00 70 DI	70	10	35	2500	10	8,7
PG 120I	CT 00 12 DI	120	20	43	3000	2	8

I Piastra girevole superiore con fori fissaggio ciechi

UK Rotating plate for light and heavy gates with blind fixing threads
D Oberen Drehplatte mit blinden Befestigungsbohrungen
F Plaque tournante supérieure avec trous de fixation aveugles
E Alta placa giratoria con orificios de montaje ciegos
RUS Верхняя поворотная пластина с слепыми крепежными отверстиями

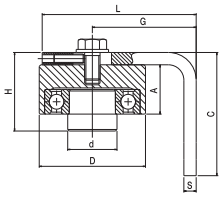

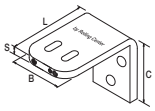

Articolo - Article		D	d	A	H	B	L	C	S	G min/max	Portata Capacity		
Riferimento - Reference		∅		mm							Kg	N°	Kg
PG 51 S2	CT 01 50 LS	50	23	25	43	50	80	70	8	52 - 64	400	10	7,4
PG 71 S2	CT 01 70 LS	70	32	32	51	70	100	80	8	65 - 80	800	10	16,5

I Piastre girevoli inferiori con piastra di fissaggio per cancelli leggeri e pesanti

UK Rotating plate with fixing plate
D Oberes Drehlager untere Druklager mit Winkelbefestigung
F Plaque tournante avec plaque de fixation
E Placa giratoria con placa de fijación inferior
RUS Петля поворотная с угловым нижним креплением

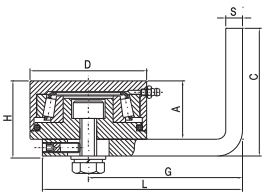

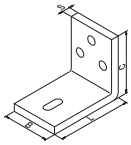



Articolo - Article		D	A	H	B	L	C	S	G min/max	Portata Capacity		
Riferimento - Reference		∅	mm							Kg	N°	Kg
PG 50 I2	CT 00 50 LI	50	31	39	40	80	70	8	52 - 64	200	10	7,5
PG 70 I2	CT 00 70 LI	70	35	45	60	100	80	10	65 - 80	300	10	16,8

I Cardini per cancelli ad ante pesanti con due cuscinetti e perno ingrassatore

UK Hinge for heavy gates with two bearings and lubricating pin
D Scharniere mit 2 Lagern und Stifte
F Gond pour portail trés lourd avec 2 roulements et graisseur
E Pernio para cancela de hoja pesada con dos cojinetes y ingrassador
RUS Петля для очень тяжелых ворот с 2 подшипниками и масленкой



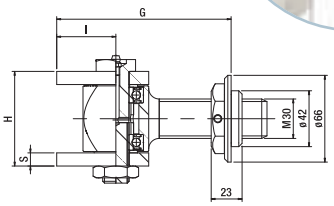

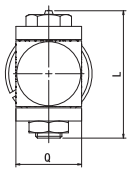

Articolo - Article		Q	H	G min/max	I	S	L	Portata Capacity		
Riferimento - Reference		mm						Kg x1	N°	Kg
CR 50	CT 00 50 RO	50	72	95 - 150	45	10	100	500	2	4,2
CR 60	CT 00 60 RO	60	85	100 - 155	50	12	110	680	2	6

I Fermo d'arrestro tropicalizzato per cancelli a due ante

UK Yellow galvanized gate stop for 2 - leaf - gate
D End - Sperren fuer 2 - Türige Tore
F Butée d'arrêt bichromatée pour portail à battants
E Tope tropicalizado para cancelas batientes de 2 hojas
RUS Упор центральный для распашных ворот в бетон

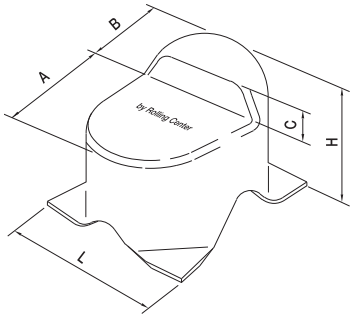

Articolo - Article		L	H	A	B	C		
Riferimento - Reference		mm					N°	kg
F 105	FT 92 77 00	92	77	63	35	20	20	7,3

I Fermo d'arresto con base tropicalizzato per cancelli a due ante

UK Galvanised gate stop with base for 2 - leaf - gate
D End - Sperren mit Basis fuer 2 - Türige Tore
F Butée d'arrêt avec base bichromatée pour portail à battants à visser
E Tope tropicalizado para cancelas batientes de 2 hojas para atornillar
RUS Упор центральный для распашных ворот под винт

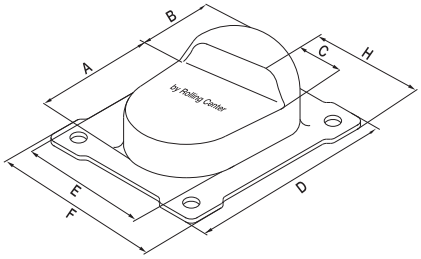



Articolo - Article		A	B	C	D	E	F	H		
Riferimento - Reference		mm							N°	kg
F 105 BP	FT 10 36 00	68	36	18	122	70	100	36	20	6
F 105 BG	FT 13 40 00	88	42	20	157	90	130	40	10	5

I Battente zincato fisso porta incontro per elettro-serratura e serratura manuale

UK Galvanized fixed keep for electro and manual lock
D Fester verzinkter Anschlag für Electro- und Manuell-Schloss
F Battant zingué fixe pour serrure électrique ou serrure manuelle
E Batiente cincado fijo puerta encuentro para electro-cerradura y cerradura manual
RUS Фиксатор нерегулируемый для электрозамка и ручной блокировки оцинкованный

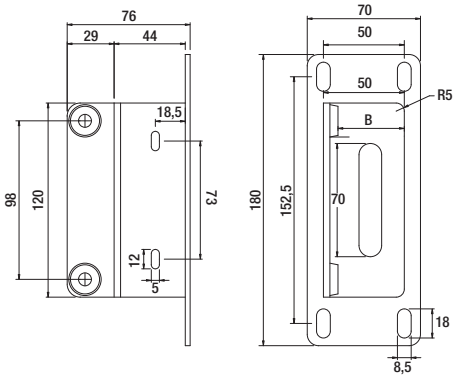

Articolo - Article		B		
Riferimento - Reference		mm	N°	Kg
BL 30	FZ 70 18 30	30	4	2,8
BL 35	FZ 70 18 35	35	4	2,8
BL 40	FZ 70 18 40	40	4	2,8
BL 50	FZ 70 18 50	50	4	2,8

I Battente zincato regolabile porta incontro con piastra per elettro-serratura

UK Galvanized adjustable keep for electro with plate for electro-lock
D Umstellbarer verzinkter Anschlag mit Platte für Electro-Schloss
F Battant zingué réglable avec plaque pour serrure électrique
E Batiente cincado ajustable puerta encuentro con palastra para electro-cerradura
RUS Фиксатор регулируемый для электрозамка с пластиной оцинкованный

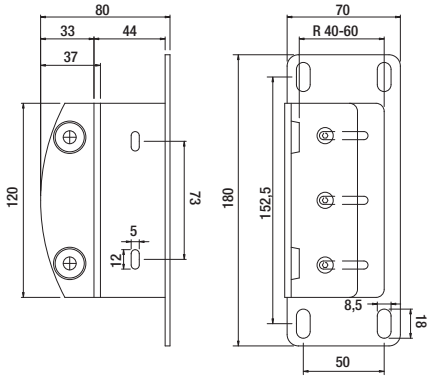

Articolo - Article		R		
Riferimento - Reference		mm	N°	Kg
BLRP	FZ 70 18 RO	40÷60	4	4

I Battente zincato regolabile porta incontro per elettro-serratura

UK Galvanized adjustable keep for electro-lock
D Verstellbar.verzinkt.Anschlag fuer Electro-Schloss
F Gache réglable zinguée pour serrure électrique
E Proteccion / embellecedor zincado para cerradura electrica
RUS Фиксатор регулируемый для электрозамка оцинкованный

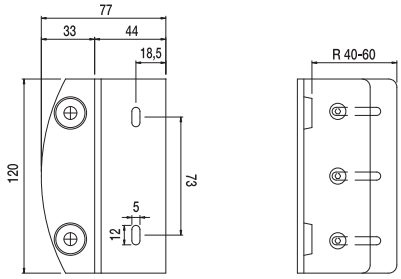

Articolo - Article		R		
Riferimento - Reference		mm	N°	Kg
BLR	FZ 40 12 RO	40÷60	4	4

Copricolonna quadro grezzo o zincato con bordo

I Welding square cap with flanges - black or galvanized
UK Viereckige anschweißbare Abdeckkappe, roh oder verzinkt
D Colonne de recouvrement carrée et brute ou galvanisée avec moulure
F Cubrecolumna cuadrada cincada o non cincada
E Крышка черный металл или оцинк под сварку на квадратную трубу
RUS

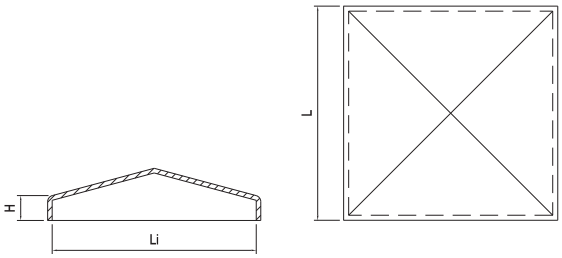



Articolo - Article		L	Li	H		
Riferimento - Reference		⧄		mm	N°	Kg
CAP 3G	PG 30 07 QX	35	31	7	100	3,1
CAP 3Z	PZ 30 07 Q0	35	31	7	100	3,1
CAP 4G	PG 40 07 QX	45	41	7	100	4,7
CAP 4Z	PZ 40 07 Q0	45	41	7	100	4,7
CAP 5G	PG 50 08 QX	55	51	7	50	3,3
CAP 5Z	PZ 50 08 Q0	55	51	7	50	3,3
CAP 6G	PG 60 08 QX	65	61	7	50	4,3
CAP 6Z	PZ 60 08 Q0	65	61	7	50	4,3
CAP 8G	PG 80 08 QX	85	81	7	50	7
CAP 8Z	PZ 80 08 Q0	85	81	7	50	7
CAP 10G	PG 10 09 QX	105	101	7	50	10,3
CAP 10Z	PZ 10 09 Q0	105	101	7	50	10,3
CAP 12G	PG 12 11 QX	125	121	8	20	5,5
CAP 12Z	PZ 12 11 Q0	125	121	8	20	5,5
CAP 15G	PG 15 12 QX	155	151	9	10	4,3
CAP 15Z	PZ 15 12 Q0	155	151	9	10	4,3
CAP 20G	PG 20 14 QX	205	201	10	8	7,6
CAP 20Z	PZ 20 14 Q0	205	201	10	8	7,6

Copricolonna rettangolare grezzo o zincato con bordo

I Welding rectangular cap with flange - black or galvanized
UK Anschweißbare Abdeckkappen mit Flansch fuer Rechteckrohre, roh oder verzinkt
D Colonne de recouvrement rectangulaire brute ou galvanisée avec moulure
F Cubrecolumna rectangular cincada o non cincada
E Крышка черный металл или оцинк под сварку на прямоугольнную трубу
RUS

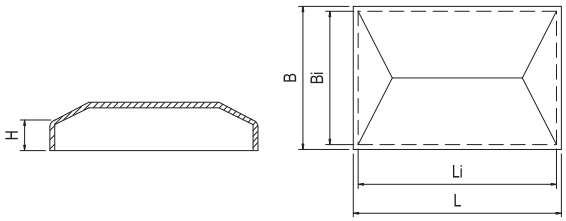



Articolo - Article		L	B	Li	Bi	H		
Riferimento - Reference		⧄				mm	N°	Kg
CAP 1RG	PG 20 30 RX	34	24	31	21	7	200	3,8
CAP 1RZ	PZ 20 30 R0	34	24	31	21	7	200	3,8
CAP 2RG	PG 20 40 RX	44	24	41	21	7	200	4,6
CAP 2RZ	PZ 20 40 R0	44	24	41	21	7	200	4,6
CAP 3RG	PG 30 50 RX	54	34	51	31	7	100	3,2
CAP 3RZ	PZ 30 50 R0	54	34	51	31	7	100	3,2
CAP 4RG	PG 30 60 RX	64	34	61	31	7	100	3,7
CAP 4RZ	PZ 30 60 R0	64	34	61	31	7	100	3,7
CAP 5RG	PG 40 60 RX	64	44	61	41	7	100	5,1
CAP 5RZ	PZ 40 60 R0	64	44	61	41	7	100	5,1
CAP 6RG	PG 40 80 RX	84	44	81	41	7	50	3,4
CAP 6RZ	PZ 40 80 R0	84	44	81	41	7	50	3,4
CAP 7RG	PG 50 10 RX	104	54	101	51	7	40	3,5
CAP 7RZ	PZ 50 10 R0	104	54	101	51	7	40	3,5

Copricolonna tondo grezzo o zincato con bordo

I Copricolonna tondo grezzo o zincato con bordo
UK Welding round cap with flange - black or galvanized
D Runde anschweißbare Abdeckkappe, roh oder verzinkt
F Colonne de recouvrement ronde et brute ou galvanisée avec moulure
E Cubrecolumna ronda cincada o non cincada
RUS Крышка черный металл или оцинк под сварку на круглую трубу

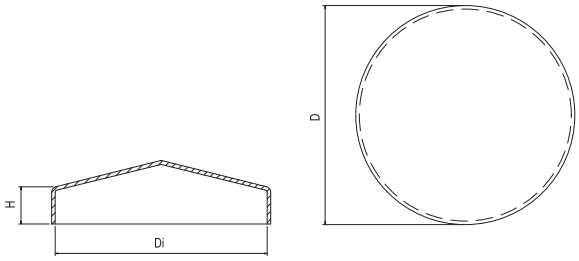

Articolo - Article		D	Di	H		
Riferimento - Reference		∅		mm	N°	Kg
CAP 1TG	PG 30 11 TX	33	30	10	200	4,6
CAP 1TZ	PZ 30 11 TX	33	30	10	200	4,6
CAP 2TG	PG 33 11 TX	36	33	10	200	4,7
CAP 2TZ	PZ 33 11 TX	36	33	10	200	4,7
CAP 3TG	PG 42 11 TX	45	42	10	100	3,9
CAP 3TZ	PZ 42 11 TO	45	42	10	100	3,9
CAP 4TG	PG 48 13 TX	51	48	10	100	4,8
CAP 4TZ	PZ 48 13 TO	51	48	10	100	4,8
CAP 5TG	PG 60 14 TX	63	60	10	50	3,6
CAP 5TZ	PZ 60 14 TO	63	60	10	50	3,6
CAP 6TG	PG 76 14 TX	79	76	14	30	3,0
CAP 6TZ	PZ 76 14 TX	79	76	14	30	3,0
CAP 7TG	PG 90 14 TX	92	90	14	20	2,6
CAP 7TZ	PZ 90 14 TO	92	90	14	20	2,6
CAP 8TG	PG 11 14 TX	104	101	14	20	3,0
CAP 8TZ	PZ 11 14 TO	104	101	14	20	3,0
CAP 9TG	PG 12 14 TX	117	114	14	20	3,8
CAP 9TZ	PZ 12 14 TX	117	114	14	20	3,8

Copricolonna a sfera in acciaio cromato

I Copricolonna a sfera in acciaio cromato
UK Spherical cap in chromated steel
D Anschweißbare Abdeckkappe in Kugelform verchromt
F Chapeau à sphère en acier chromé
E Cubrecolumna esferica en acero cromato
RUS Наконечник сферический из хромированной стали

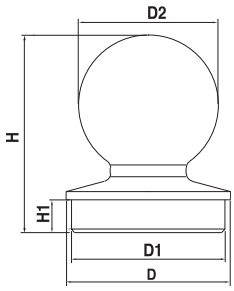

Articolo - Article		D	D1	D2	H	H1		
Riferimento - Reference		∅			mm		N°	Kg
SF 60	PC 60 85 00	60	56,5	50	85	20	5	5,5
SF 76	PC 76 95 00	76	71	65	95	20	4	8
SF 102	PC 10 12 00	102	97	90	120	20	2	9,5

Copricolonna in polietilene per tubi rettangolari

I Plastic cap for rectangular pipes
UK Plastik Deckel Rechteck
D Couvercle plastique rectangulaire
F Cubrecolumna de plastica
E Крышка пластиковая под сварку на прямоугольнную трубу
RUS

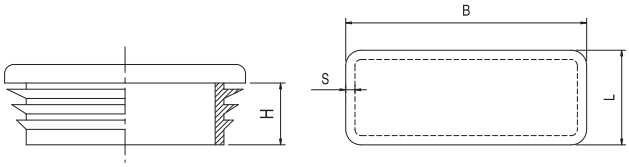

Articolo - Article		H	Per tubi				
Riferimento - Reference		mm	B	L	S	N°	Kg
CAP 1RN	PN 20 10 R0	12	20	10	0,8-2	100	0,150
CAP 2RN	PN 25 15 R0	12	25	15	1-2,5	100	0,250
CAP 3RN	PN 30 10 R0	12	30	10	1-2	100	0,250
CAP 4RN	PN 30 15 R0	12	30	15	1-2,5	100	0,350
CAP 5RN	PN 30 20 R0	12	30	20	1,5-3	80	0,600
CAP 7RN	PN 30 25 R0	13	30	25	1,5	50	0,600
CAP 8RN	PN 40 10 R0	13,5	40	10	1,5	100	0,600
CAP 9RN	PN 40 15 R0	12	40	15	1-1,5	80	0,500
CAP 10RN	PN 40 20 R0	14	40	20	1-2,5	50	0,600
CAP 12RN	PN 40 25 R0	13,5	40	25	1-3	50	0,700
CAP 13RN	PN 40 30 R0	14	40	30	1-3	100	1,000
CAP 15RN	PN 50 20 R0	13,5	50	20	1-3	100	0,800
CAP 16RN	PN 50 25 R0	13,5	50	25	1-3	100	0,800
CAP 17RN	PN 50 30 R0	14	50	30	1-3	100	0,900
CAP 18RN	PN 50 30 R1	14	50	30	3-5	100	1,000
CAP 19RN	PN 50 34 R0	14	50	35	1-3,5	50	1,200
CAP 20RN	PN 50 40 R0	13	50	40	1,5-2,5	50	0,750
CAP 21RN	PN 60 20 R0	13,5	60	20	1-3	100	0,900
CAP 22RN	PN 60 25 R0	15	60	25	1-2,5	50	0,600
CAP 23RN	PN 60 30 R0	14,2	60	30	1-2,5	50	0,700
CAP 24RN	PN 60 40 R0	14,2	60	40	1-3	50	0,750
CAP 25RN	PN 60 40 R1	18	60	40	4-5	50	0,950
CAP 26RN	PN 70 25 R0	18	70	25	1,5-2,5	50	0,800
CAP 27RN	PN 70 30 R0	18	70	30	1-2	50	0,900
CAP 28RN	PN 70 40 R0	18	70	40	1,5-2,5	50	1,000
CAP 29RN	PN 70 40 R1	18	70	40	2,5-4	50	1,050
CAP 30RN	PN 80 20 R0	18	80	20	1,5-2	50	0,850
CAP 31RN	PN 80 30 R0	15	80	30	1-2,5	50	0,800
CAP 32RN	PN 80 40 R0	15	80	40	1-3	50	0,840
CAP 33RN	PN 80 40 R1	18	80	40	3,2-4	40	1,230
CAP 34RN	PN 80 50 R0	18	80	50	2-4	30	0,630
CAP 35RN	PN 80 60 R0	25	80	60	1,5-3,5	20	0,750
CAP 36RN	PN 80 60 R1	15	80	60	5	20	0,700
CAP 37RN	PN 10 40 R0	13	100	40	1,5-4	20	0,620
CAP 39RN	PN 10 50 R0	24	100	50	2-4,5	20	0,950
CAP 40RN	PN 12 30 R0	16	120	30	1,5-2	50	0,750
CAP 41RN	PN 12 40 R0	11,5	120	40	3-5	20	0,830
CAP 42RN	PN 12 60 R0	20	120	60	2-4	20	0,590
CAP 44RN	PN 12 80 R0	25	120	80	2-3	10	0,830
CAP 45RN	PN 14 80 R0	14	140	80	2-4,5	10	0,700
CAP 45/1RN	PN 15 50 R0	28	150	50	2-4	10	0,700
CAP 46RN	PN 15 10 R0	27	150	100	3-8	10	0,910

Copricolonna in polietilene per tubi quadri

I Plastic cap for square pipes
UK Plastik Deckel Quadrat
D Couvercle plastique carré
F Cubrecolumna de plastica
E Крышка пластиковая квадратная
RUS

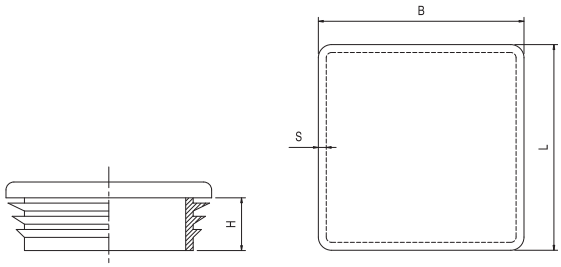

Articolo - Article		H	Per tubi				
Riferimento - Reference		mm	B	L	S	N°	Kg
CAP 15TQ	PN 15 11 Q0	11	15	15	1-2	100	0,150
CAP 20TQ	PN 20 12 Q0	12	20	20	1-3	100	0,250
CAP 25TQ	PN 25 12 Q0	12	25	25	1-3	100	0,600
CAP 30TQ	PN 30 12 Q0	12	30	30	2,5-5	100	0,600
CAP 31TQ	PN 30 11 Q0	11	30	30	1-2,5	100	0,600
CAP 35TQ	PN 35 14 Q0	14	35	35	1-3	100	0,600
CAP 40TQ	PN 40 14 Q0	14	40	40	1-3	100	0,900
CAP 45TQ	PN 45 14 Q0	14	45	45	1-3	100	1,000
CAP 50TQ	PN 50 15 Q0	15	50	50	2,6-4	50	1,200
CAP 60TQ	PN 60 15 Q0	15	60	60	1,5-3,5	30	0,620
CAP 70TQ	PN 70 18 Q0	18	70	70	2-5	30	0,700
CAP 80TQ	PN 80 16 Q0	16	80	80	2-4	20	0,550
CAP 90TQ	PN 90 25 Q0	25	90	90	3-5	10	0,670
CAP 11TQ	PN 10 28 Q0	28	100	100	1-4	10	1,000
CAP 12TQ	PN 12 26 Q0	26	120	120	2,5-5	10	0,900
CAP 150TQ	PN 15 27 Q0	27	150	150	5-8	10	1,000

Copricolonna in polietilene per tubi rotondi

I Plastic cap for round pipes
UK Plastik Deckel Rund
D Couvercle plastique rond
F Cubrecolumna de plastica para tubos redondes
E Крышка пластиковая круглая
RUS

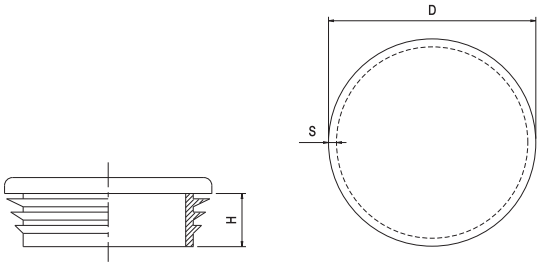

Articolo - Article		H	Per tubi			
Riferimento - Reference		mm	D	S	N°	Kg
CAP 1TN	PN 10 10 T0	10,8	10	1-2	50	0,080
CAP 2TN	PN 15 09 T0	9,2	15	1-2	50	0,240
CAP 3TN	PN 20 11 T0	11,4	20	0,8-2	50	0,300
CAP 4TN	PN 25 11 T0	11,3	25	1-3	100	0,500
CAP 5TN	PN 30 11 T0	11,6	30	1-2,5	100	0,500
CAP 5/1TN	PN 32 11 T0	12	32	1-2,5	50	0,530
CAP 6TN	PN 40 11 T0	11,3	40	1-3	100	0,693
CAP 6/1TN	PN 42 11 T0	11,5	42	1-2,5	100	0,710
CAP 6/2TN	PN 48 11 T0	11,5	48	1,2-3,6	100	0,728
CAP 7TN	PN 50 11 T0	11,2	50	1-2,5	100	0,900
CAP 7/1TN	PN 55 11 T0	11,2	55	1-3	50	0,900
CAP 8TN	PN 60 11 T0	17,8	60	1-3	50	0,993
CAP 9TN	PN 70 21 T0	21,2	70	1,5-4,5	30	0,435
CAP 10TN	PN 75 22 T0	22,2	76	2-4	20	0,500
CAP 11TN	PN 90 19 T0	19,9	90	2,5-5	20	0,500
CAP 12TN	PN 10 20 T0	20,2	102	2-4	10	0,634
CAP 12/1TN	PN 10 00 T0	28,5	100	2-4,5	10	0,600
CAP 13TN	PN 11 00 T0	28,5	110	2-4,5	10	0,650

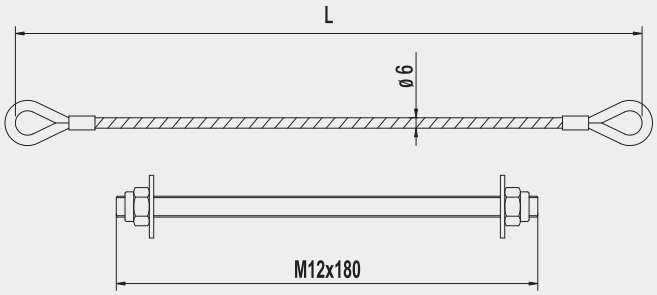

CAVOANTICADUTA

Articolo - Article		L		
Riferimento - Reference		mm	N°	kg
CAVO 1	IZ 30 06 00	300	20	2,5
CAVO 2	IZ 50 06 00	500	20	3
NEW CAVO 3	IZ 70 06 00	700	20	8

I Cavo anticaduta in acciaio zincato ø 6x133 fili e protezione con guaina in PVC (retrattile), necessario per la marcatura CE dei cancelli a battente (UNI EN 12604:2002) peso massimo sopportabile di 1800 kg.

UK Fall protection galvanized steel cable ø 6x133 wires and (retractile) PVC sheathing, needed for CE certification of wing gates (UNI EN 12604:2002). Maximum load 1800kg.

D Fall-Schutz verzinkter stahl Kable ø 6x133 Schnüre und (einziehbar) PVC Ummantelung, für CE Zertifizierung von Flügeltüre (UNI EN 12604:2002) maximale Tragkraft 1800 kg.

F Cable anti-chute en acier zigué, ø 6x133, fils et protection avec gaine PVC (rétractile), nécessaire pour le marquage CE des grilles à battant (UNI EN 12604:2002) 1800kg au maximum.

E Cable anticaída en acero cincado ø 6x133 hilos y protección con vaina en PVC (retráctil), necesario para la marca CE de las cancelas de batiente (UNI EN 12604:2002) peso máximo soportable 1800 kg.

RUS Кабель антиуклонный из оцинкованной стали ø 6x133, провод защищен поливинилхлоридом, необходимым при маркировки CE створчатых ворот (UNI EN 12604:2002), максимально переносимый вес 1800 кг.





rollingcenter.com



CERNIERE E CATENACCI

Hinges - Bolts

Scharniere - Riegel

Charnières - Verrous

Bisagras - Cerrojos

Шарниры и задвижки

I Cerniera in ferro a saldare a 2 ali chiuse con perno sfilabile grezza

UK Black iron 2-closed wing hinge with removable pin to be welded
D Schwarze Eisen Scharniere 2 geschlossen. Fluegel mit ausziehbar. Stifte zum schweissen
F Charnière fer brut 2 volets fermés pivot dégondable à souder
E Bisagra hierro negro 2 alas cerradas con pernio extraible para soldar
RUS Петля черный металл с 2 закрытыми площадками под сварку разъемная разъемная

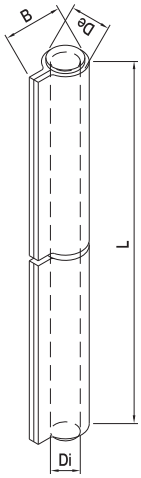

Articolo - Article		L	B	De	Di		
Riferimento - Reference		mm				N°	Kg
133/60	EG 00 60 20	60	13	9,5	6	24	0,9
133/80	EG 00 80 20	80	16,5	12	8	24	1,8
133/100	EG 00 10 20	100	18	13,5	8,5	24	2,8
133/120	EG 00 12 20	120	19,5	15	10	24	4,3
133/140	EG 00 14 20	140	22	16,5	10,5	24	5,8
133/170	EG 00 17 20	170	23,5	17,5	12	12	4,2
133/200	EG 00 20 20	200	25	22	14	12	6,6

I Cerniera in ferro a saldare a 3 ali chiuse con perno sfilabile grezza

UK Black iron 3-closed wing hinge with removable pin to be welded
D Schwarze Eisen Scharniere 3 geschlossen. Fluegel mit ausziehbar. Stifte zum schweissen
F Charnière fer brut 3 volets fermés pivot dégondable à souder
E Bisagra hierro negro 3 alas cerradas con pernio extraible para soldar
RUS Петля черный металл с 3 закрытыми площадками под сварку разъемная

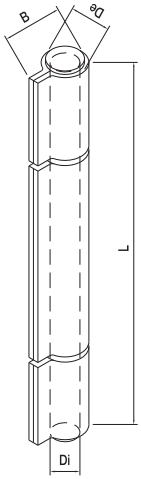

Articolo - Article		L	B	De	Di		
Riferimento - Reference		mm				N°	Kg
135/80	EG 00 80 30	80	16,5	12	8	24	1,8
135/100	EG 00z--- 10 30	100	18	13,5	8,5	24	2,7
135/120	EG 00 12 30	120	19,5	15	10	24	4,2
135/140	EG 00 14 30	140	22	16,5	10,5	24	5,7
135/170	EG 00 17 30	170	23,5	17,5	12	12	4,2
135/200	EG 00 20 30	200	27	20	14	12	6,6

I Cerniera in ferro a saldare a 2 ali chiuse con perno fisso e con tappo grezza

UK Black iron 2-closed wing plug hinge with fixed pin to be welded
D Schwarze Eisen Scharniere 2 geschlossen. Fluegel mit fest. Stifte zum schweissen
F Charnière fer brut 2 volets fermés avec bouchon pivot fixe à souder
E Bisagra hierro negro 2 alas cerradas con pernio fijo para soldar
RUS Петля черный металл с 2 закрытыми площадками под сварку неразъемная

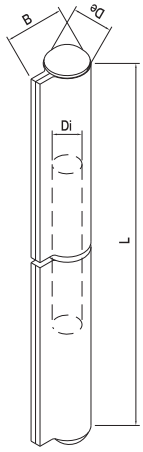

Articolo - Article		L	B	De	Di		
Riferimento - Reference		mm				N°	Kg
134/60	EG 00 60 21	60	17	10	6	24	1,2
134/80	EG 00 80 21	80	17	12	8	24	1,5
134/100	EG 00 10 21	100	19	13,5	9	24	2,3
134/120	EG 00 12 21	120	20	14,5	10	24	2,9
134/140	EG 00 14 21	140	21	16	11	24	4,1
134/170	EG 00 17 21	170	23,5	17	12	12	2,9
134/200	EG 00 20 21	200	26,5	20	14	12	4,6

Cerniera a tappo ali lunghe

- I Plug hingers with long wings
- UK Plug hingers with long wings
- D Verschluß-Scharniere mit langen Flügeln
- F Charnière à bouchon avec de longues ailes
- E Bisagra de tapón alas largas
- RUS Шарниры в довершение с длинными крыльями

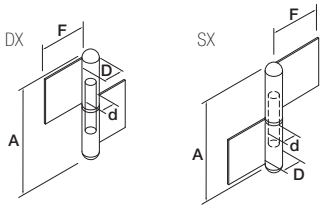

Articolo - Article		A	F	D	d		
Riferimento - Reference		mm				N°	Kg
144/60 D	EG 00 60 OD	60	18	14	8,2	20	2,1
144/60 S	EG 00 60 OS	60	18	14	8,2	20	2,1
144/80 D	EG 00 80 OD	80	18	14	8,2	20	2,8
144/80 S	EG 00 80 OS	80	18	14	8,2	20	2,8
144/100 D	EG 00 10 OD	100	33	17	10,2	16	4,2
144/100 S	EG 00 10 OS	100	33	17	10,2	16	4,2
144/120 D	EG 00 12 OD	120	33	17	10,2	16	4,9
144/120 S	EG 00 12 OS	120	33	17	10,2	16	4,9
144/140 D	EG 00 14 OD	140	36	20	12,2	16	7,9
144/140 S	EG 00 14 OS	140	36	20	12,2	16	7,9
144/160 D	EG 00 16 OD	160	36	20	12,2	16	8,5
144/160 S	EG 00 16 OS	160	36	20	12,2	16	8,5

Cerniera in ferro a saldare grezza a 2 ali con perno sfilabile

- I Black iron 2 wings hinge with removable pin to be welded
- UK Black iron 2 wings hinge with removable pin to be welded
- D Schwarze Eisen Scharniere 2. Fluegel mit ausziehbar. Stifte zum schweissen
- F Charnière fer brut 2 volets pivot dégondable à souder
- E Bisagra hierro negro 2 alas con pernio extraible para soldar
- RUS Сварной железный шарнир с 2 крыльями со съемным штифтом

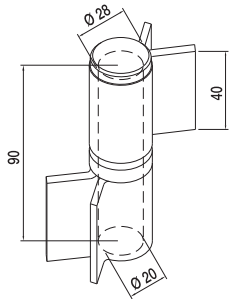

NEW

Articolo - Article		Ali Wings	Tipo Type		
Riferimento - Reference				N°	Kg
136	EG 00 90 20	Chiuse / Closed	Rondella / Washer	8	4,2
136/C	EG 00 90 21	Chiuse / Closed	Cuscinetto / Bearing	8	4,2
146	EG 00 90 22	Aperte / Open	Rondella / Washer	12	6,3
146/C	EG 00 90 23	Aperte / Open	Cuscinetto / Bearing	12	6,4

Cerniera in ferro a saldare grezza a 3 ali aperte con perno sfilabile con rondella grezza

- I Black iron 3 open wing hinge with removable pin and ring to be welded
- UK Black iron 3 open wing hinge with removable pin and ring to be welded
- D Schwarze Eisen Scharniere 3 offen. Fluegel mit ausziehbar. Stifte und Ring zum schweissen
- F Charnière fer brut 3 volets ouverts pivot dégondable à souder
- E Bisagra hierro negro 3 alas abiertas con pernio extraible y anilla para soldar
- RUS Петля черный металл с 3 открытыми площадками под сварку разъемная

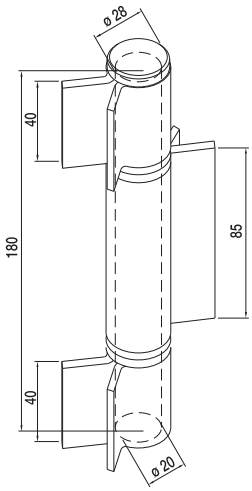

Articolo - Article		
Riferimento - Reference	N°	Kg
137	EG 00 18 30	4	4,2

I Cerniera in ferro a saldare grezza a 4 ali aperte con perno sfilabile con rondella grezza

UK Black iron 4 open wing hinge with removable pin and ring to be welded
D Schwarze Eisen Scharniere 4 offen. Fluegel mit ausziehbar. Stifte und Ring zum schweissen
F Charnière fer brut 4 volets ouverts pivot dégondable à souder
E Bisagra hierro negro 4 alas abiertas con pernio extraible y anilla para soldar
RUS Петля черный металл с 4 открытыми площадками под сварку разъемная

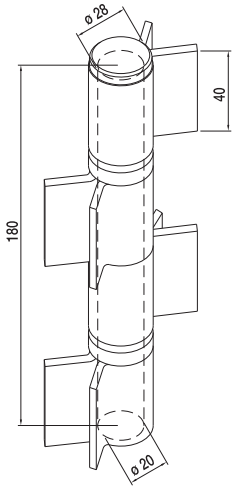

Articolo - Article			
Riferimento - Reference		N°	Kg
138	EG 00 18 40	4	4,2

I Cerniera a goccia ø 22x25 con cuscinetto reggispinta

UK Drop shaped hinge ø 22x25 with thrust bearing
D Tropfen-Scharnier ø 22x25 mit Drucklager
F Chanière forme goutte ø 22x25 avec roulement de butée
E Bisagra en gota ø 22x25 con rolinera detén empujon (freno)
RUS Каплеобразный шарнир ø 22x25 с упорным подшипником

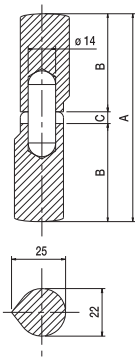

Articolo - Article		A	B	C	Mat. Perno		
Riferimento - Reference		mm			Descrizione Description	N°	Kg
157/64	EG 00 22 64	135	64	7	Acciaio	12	4,9
157/75	EG 00 22 75	157	75	7	Acciaio	12	5,6
157/100	EG 00 22 10	207	100	7	Acciaio	12	7,5
158/64	EG 01 22 64	135	64	7	Ottone	12	5
158/75	EG 01 22 75	157	75	7	Ottone	12	5,7
158/100	EG 01 22 10	207	100	7	Ottone	12	7,6

I Cerniera a goccia con perno zincato

UK Drop shaped hingers with galvanized pin
D Tropfen-Scharnier mit verzinktem Stift
F Charnière en goutte avec pivot galvanise
E Bisagra en gota con pernio cincado
RUS Каплеобразный шарнир с оцинкованным штифтом

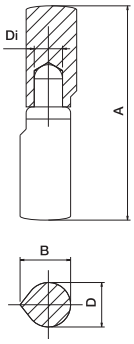

Articolo - Article		A	D	B	Di		
Riferimento - Reference		mm				N°	Kg
155/40	EG 00 10 40	40	10	12	6	24	0,6
155/60	EG 00 10 60	60	10	12	6	24	0,9
155/80	EG 00 12 80	80	12	14	7	24	1,8
155/100	EG 00 14 10	100	14	16	8	24	3
155/120	EG 00 16 12	120	16	18	9	24	4,5
155/140	EG 00 16 14	140	16	18	9	24	5,8

Cerniera a goccia con perno e rondella in ottone

I Brop shaped hingers with brass pin and washer
UK Tropfen-Scharnier mit Messing-Stift und Unterlegscheibe
D Charnière à goutte avec pivot et rondelle en laitton
F Bisagra de gota con eje y arendela latón
E Каплеобразный шарнир с латунными контактнами и Болтами
RUS

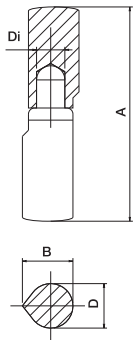

Articolo - Article		A	D	B	Di		
Riferimento - Reference		mm				N°	Kg
155/40 O	EG G1 10 40	40	10	12	6	24	0,6
155/60 O	EG G1 10 60	60	10	12	6	24	0,9
155/80 O	EG G1 12 80	80	12	14	7	24	1,8
155/100 O	EG G1 14 10	100	14	16	8	24	3
155/120 O	EG G1 16 12	120	16	18	9	24	4,5
155/140 O	EG G1 16 14	140	16	18	9	24	5,8

Cerniera in ferro per porte blindate a saldare grezza a 2 ali con perno regolabile grezzo

I 2 wing-raw iron hinge with to be welded for steel-clad door with adjustable pin
UK 2-Fluegelschwarz. Scharnier zum schweissen fuer Panzer-Tuer mit regelbar. Stifte
D Charnière brut 2 ailes à souder avec axe réglable pour porte blindée
F Bisagra hierro negro 2 alas+pernio regulable+cojinete para puerta blindada para soldar
E Петля черный металл с 2 площадками под сварку, для тяжелых дверей регулируемая с подшипником
RUS

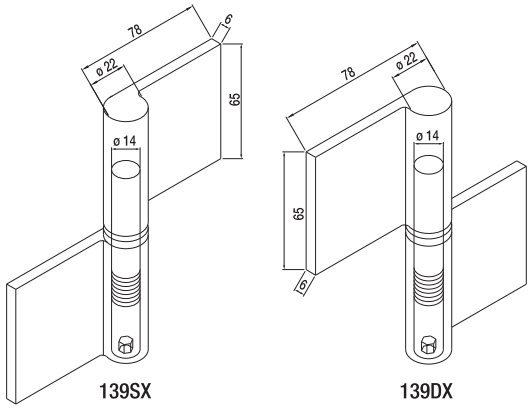

Articolo - Article			
Riferimento - Reference		N°	Kg
139DX	EG 00 78 OD	6	4,3
139SX	EG 00 78 OS	6	4,3

Cerniera in ferro con ala lunga a saldare reversibile grezza con cuscinetto reggispinta

I Long wing reversible raw iron hinge with thrust bearing
UK Lang. -1-Fluegel schwarz. Umkehrbar. Scharnier mit Drucklager
D Charnière réversible fer brut à une aile loungue avec roulement de butée
F Bisagra hierro negro con ala larga para soldar reversible rústica con rolinera detén empujon
E Железный шарнир с длинным двусторонним крылом для сварки с упорным подшипником
RUS

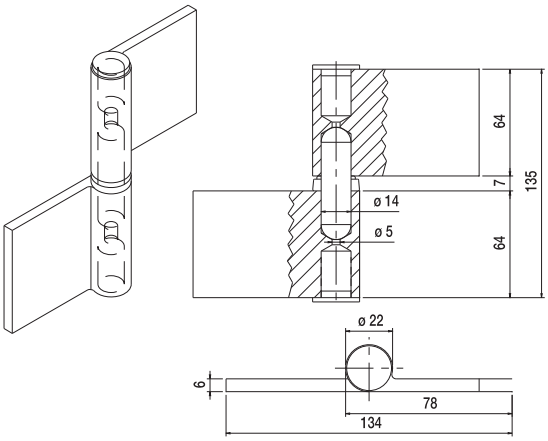

Articolo - Article		Mat. Perno		
Riferimento - Reference		Descrizione Description	N°	Kg
156/A	EG 78 64 00	Acciaio	20	13,8
156/O	EG 78 64 01	Ottone	20	13,8

Cerniera a goccia regolabile con sfere

- I Adjustable drop shaped hinge with balls
- UK Einstellbares Tropfen-Scharnier mit Kugeln
- D Charnière forme goutte adaptable avec sphères
- F Bisagra de gota regulable con esferas
- E Регулируемаый Каплеобразный шарнир
- RUS

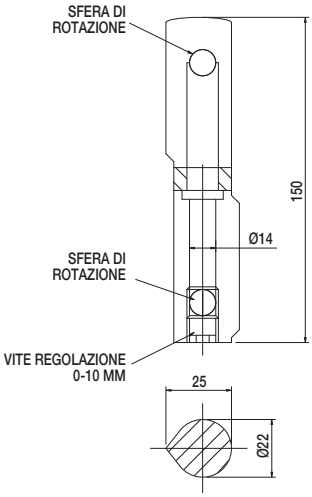

Articolo - Article			
Riferimento - Reference		N°	Kg
159/R	EG G2 22 15	24	5,1

Cerniera in ferro con ala mozzata a saldare reversibile grezza con cuscinetto reggispinta

- I Reversible shortened-wing raw iron hinge to be welded with thrust bearing
- UK Gekuerzt-Fluegel schwarz. Umkehrbar. Scharnier zum schweissen mit Drucklager
- D Charnière réversible fer brut, aile raccourcie à souder avec roulement de butée
- F Bisagra hierro negro con ala recortada para soldar reversible rústica con rolinera detén empujon
- E Железный шарнир с укороченным двусторонним крылом для сварки с упорным подшипником
- RUS

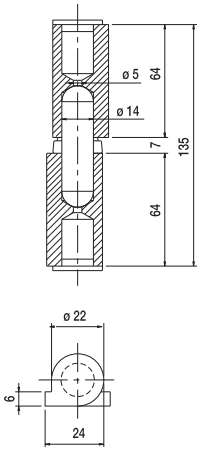

Articolo - Article		Mat. Perno		
Riferimento - Reference		Descrizione Description	N°	Kg
159/A	EG M0 22 64	Acciaio	12	5,3
159/O	EG M1 22 64	Ottone	12	5,3

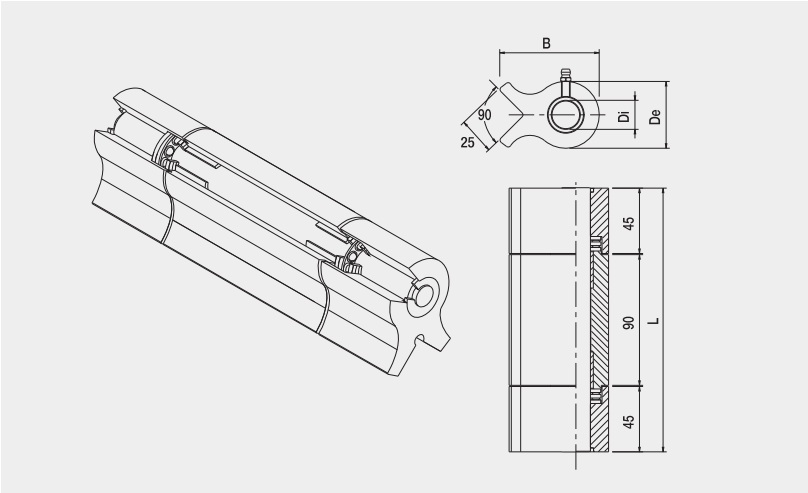

STILO

La cerniera ideale

Articolo - Article		L	B	De	Di	Portata Capacity		
Riferimento - Reference		mm				x1	N°	
139P	ET 46 18 30	182	68,5	46	20	400	4	12

I La cerniera STILO è l'accessorio ideale per la realizzazione di cancelli ad ante pesanti, di porte di grandi dimensioni, di porte blindate, grazie alle sue tre ali robuste in acciaio saldabili ed alla sua alta resistenza; in sintesi:

1 presenza di un ingrassatore per periodici interventi di manutenzione
2 garanzia di antiscasso ed antisfilamento, costituita dalla sigillatura all'estremità di perno (trafilato con ø 20 mm) al momento dell'assemblaggio in produzione
3 presenza di due grani di bloccaggio per l'allineamento delle due ali esterne con quella centrale
4 garanzia di sopportare carichi sostenuti fino a 400 Kg con antiusura assicurata nel tempo

UK The STILO hinge is the ideal accessory for heavy wings gates, large doors and armoured doors, thanks to its strong weldable steel wings and its high resistance. Advantages at a glance:

1 equipped with a lubricator for periodic maintenance
2 burglary resistant security guaranty, thanks to the sealing at the end of the pin (ø 20 mm drawing), during assembling.
3 availability of 2 stop beads for the alignment of the two external wings with the central one.
4 guaranteed wear-proof bearing up to 400kg loads.

D Mit seinen 3 starken schweißbaren Stahlflügeln ist das STILO Anschweißband der perfekte Zubehör für Tore und Türe mit schweren Flügeln und für große und verstärkte Türen. Vorteile:

1 fettpresse Versorgung für eine regelmäßige Instandhaltung.
2 garantiert unzerbrechlich und aushängesicher: Sicherung am Ende des Gewindes ø 20 mm Stift, eingearbeitet während der Herstellung;
3 2 sperrbare Federn zum Einstellen der 2 Außenflügel mit dem Mittelflügel;
4 tragkraft bis 400 kg - Verschleißwiderstand über Jahre.

F Grâce aux côtés robustes et soudables en acier et à sa grande résistance, la charnière STYLO est l'accessoire idéal pour réaliser des grilles à portes lourdes, de grandes dimensions et blindées. Elle offre les avantages suivantes:

1 interventions périodiques de manutention de la part d'un graisseur
2 assurance pour prévenir le défonçage constitué par un scellage à l'extrémité du pivot (tréfilé ø 20mm) posé au moment de l'assemblage en production
3 système de blocage pour alignement de deux côtés latérales avec le central
4 assurance de durée dans le temps et de résistance jusqu'à 400kg

E La bisagra STILO es el accessorio ideal para la realización de cancelas de hoja pesada, de puertas de grandes dimensiones y de puertas blindadas, gracias a sus tres robustas alas de acero soldable y a su alta resistencia.
En síntesis:

1 presencia de un lubricador para periódicos interventos de manutención
2 sistema antirrobo y antiapertura, constituido por el sellado en la extremidad del pernio (trefilado con 20 mm)
3 presencia de dos tornillos de bloqueo para el alineamiento de las dos alas exteriores con la central
4 garantía de soportar cargas sostenidas hasta 400 kg con antidesgaste asegurada en el tiempo

RUS Петля STILO – идеальный аксессуар для установки ворот с тяжелыми створками, больших и бронированных дверей, благодаря их крепким свариваемым стальным створкам и их высокому сопротивлению:

- маслораспылитель для периодического технического обслуживания
- защита от взлома и гарантия безопасности с помощью герметизации на конце штифта ø20 мм во время монтажа
- возможность использования 2 тормозных валиков для выравнивания 2 внешних створок с центральной
- гарантируемая способность выдержать нагрузку до 400 кг

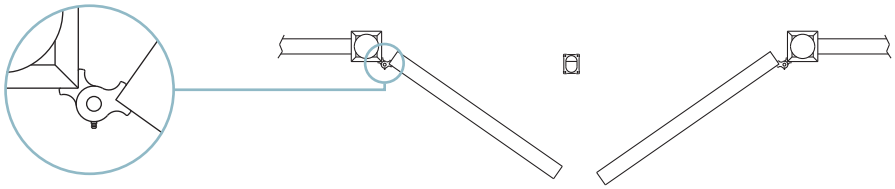

I Catenaccio ad avvitare asta tonda pesante con portalucchetto

UK Barrel bolt for padlock heavy duty to be screwed
D Riegel zum einschrauben fuer Vorhaengeschoss
F Verrou rond à visser avec porte cadenas modèle lourd
E Cerrojo a atornillar con barra redonda pesada para candado
RUS Задвижка круглая под винт и навесной замок усиленная

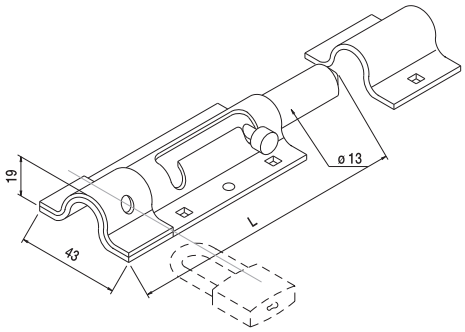

Articolo - Article		L		
Riferimento - Reference		mm	N°	Kg
110/150	AT 43 15 13	150	10	3,2
110/200	AT 43 20 13	200	10	4,1
110/250	AT 43 25 13	250	10	5,1

I Catenaccio ad avvitare asta tonda leggero con portalucchetto

UK Barrel bolt for padlock light duty to be screwed
D Riegel zum schrauben fuer Vorhaengeschoss
F Verrou rond à visser avec porte cadenas modèle léger
E Cerrojo a atornillar con barra redonda pesada para candado
RUS Задвижка круглая под винт и навесной замок усиленная

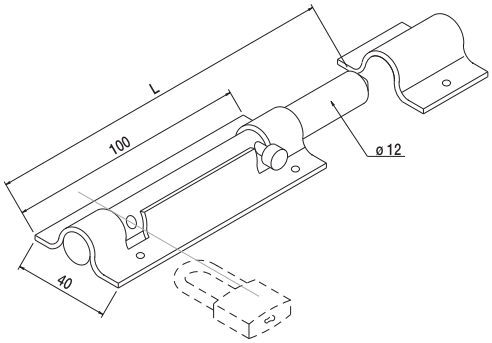

Articolo - Article		L		
Riferimento - Reference		mm	N°	Kg
111/150	AT 40 15 12	150	10	2,2
111/200	AT 40 20 12	200	10	2,7

I Catenaccio a saldare asta tonda

UK Barrel bolt with staple on request to be welded
D Riegel zum schweissen mit Endschuh auf Anfrage
F Verrou rond à souder avec gache sur demande
E Cerrojo a soldar con barra pesada
RUS Задвижка круглая под сварку с пазом

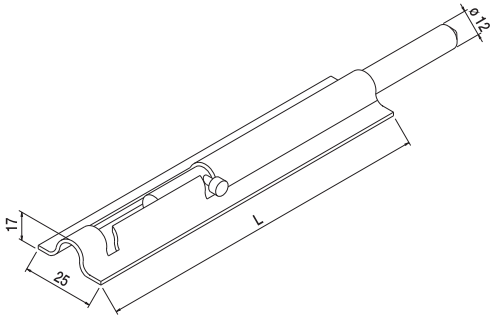

Articolo - Article		L		
Riferimento - Reference		mm	N°	Kg
112/150	AT 25 15 13	150	10	4,6
112/200	AT 25 20 13	200	10	5,6
112/250	AT 25 25 13	250	10	5,9
112/300	AT 25 30 13	300	10	7,1
112/400	AT 25 40 13	400	10	7,6
112/500	AT 25 50 13	500	10	8,8

I Catenaccio di traverso ad avvitare leggero compreso di incontro e portalucchetto

UK Light crossed bolt with staple for padlock to be screwed
D Leicht kreuz. Riegel zum einschrauben mit Endschuh fuer Vorhaengeschoss
F Verrou transversal léger à visser avec gache et porte cadenas
E Cerrojo orizontal liviano con gancho para candado a atornillar
RUS Задвижка плоская с ответной частью под винт и навесной замок легкая

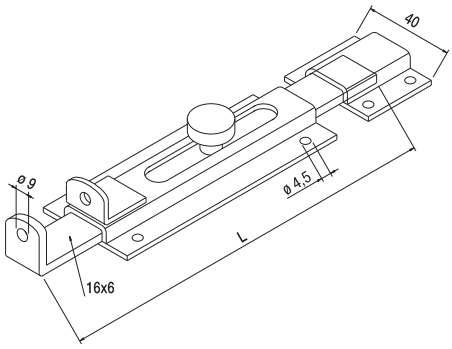

Articolo - Article		L		
Riferimento - Reference		mm	N°	Kg
115/100	AZ 40 10 16	100	10	2
115/150	AZ 40 15 16	150	10	2,7
115/180	AZ 40 18 16	180	10	3
115/230	AZ 40 23 16	230	10	3,6

I Catenaccio di traverso ad avvitare pesante compreso di incontro e portalucchetto

UK Heavy crossed bolt with staple for padlock to be screwed
D Schwer kreuz. Riegel zum einschrauben mit Endschuh fuer Vorhaengeschoss
F Verrou transversal lourd à visser avec gache et porte cadenas
E Cerrojo orizontal a atornillar pesado con gancho para candado
RUS Задвижка плоская с ответной частью под винт и навесной замок усиленная

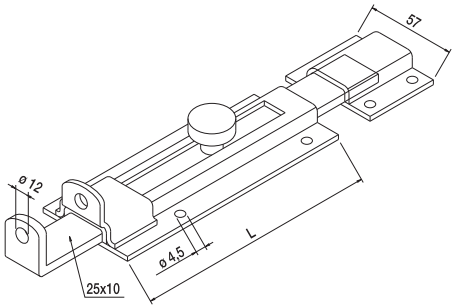

Articolo - Article		L		
Riferimento - Reference		mm	N°	Kg
116/200	AT 57 20 25	130	5	4,2
116/300	AT 57 30 25	215	5	6,3
116/400	AT 57 40 25	290	5	8,4

I Catenaccio a traverso ad avvitare rinforzato compreso di incontro

UK Reinforced crossed bolt with staple to be screwed
D Verstarkert kreuz. Riegel zum einschrauben mit Endschuh
F Verrou renforcé à visser avec gache horizontal
E Cerrojo orizontal reforzado con gancho a atornillar
RUS Задвижка плоская с ответной частью под винт усиленная

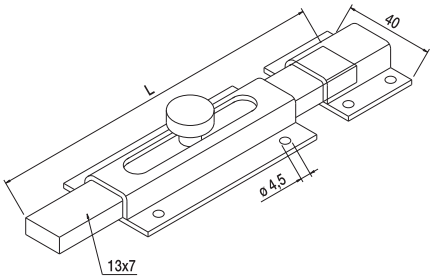



Articolo - Article		L		
Riferimento - Reference		mm	N°	Kg
114/80	AT 40 80 13	80	10	1,2
114/120	AT 40 12 13	120	10	1,8
114/160	AT 40 16 13	160	10	2,2
114/200	AT 40 20 13	200	10	2,7

Catenaccio verticale ad avvitare leggero

I Catenaccio verticale ad avvitare leggero
UK Light vertical bolt to be screwed with staple
D Leichter Vertikaler Riegel zum Schrauben
F Verrou vertical léger à visser avec gache
E Cerrojo vertical a atornillar liviano con gancho
RUS Вертикальная болт ввернуть легко

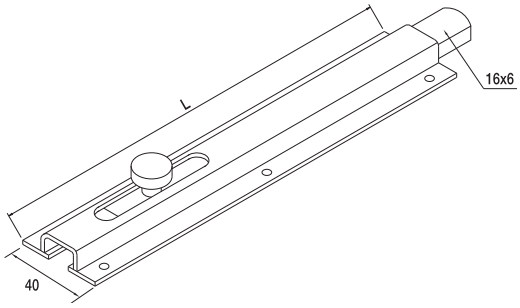

Articolo - Article		L		
Riferimento - Reference		mm	N°	Kg
117/150	AT 40 15 16	150	10	2,3
117/200	AT 40 20 16	200	10	3
117/250	AT 40 25 16	250	10	3,7
117/300	AT 40 30 16	300	10	4,3
117/400	AT 40 40 16	400	10	5,8
117/500	AT 40 50 16	500	10	7,1

Catenaccio verticale ad avvitare pesante

I Catenaccio verticale ad avvitare pesante
UK Heavy vertical bolt to be screwed with staple
D Schwerer vertikaler Riegel zum Schrauben
F Verrou vertical lourd à visser avec gache
E Cerrojo vertical pesado a atornillar con gancho
RUS Вертикальная болт ввернуть тяжело

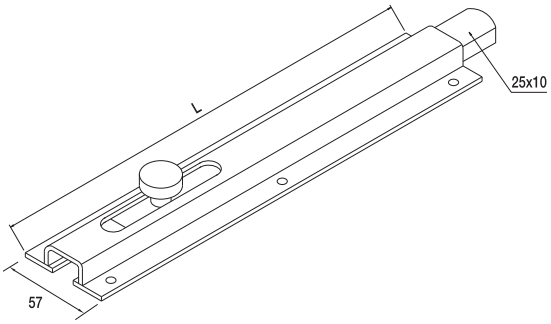

Articolo - Article		L		
Riferimento - Reference		mm	N°	Kg
118/200	AT 20 57 25	200	5	3,5
118/250	AT 25 57 25	250	5	4,3
118/300	AT 30 57 25	300	5	5,2
118/400	AT 40 57 25	400	5	6,9
118/500	AT 50 57 25	500	5	8,6

Catenaccio ad avvitare leggero

I Catenaccio ad avvitare leggero
UK Light bolt to be screwed with staple
D Leichter Riegel zum Schrauben
F Verrou léger à visser avec gache
E Cerrojo liviano a atornillar con gancho
RUS болт ввернуть легко

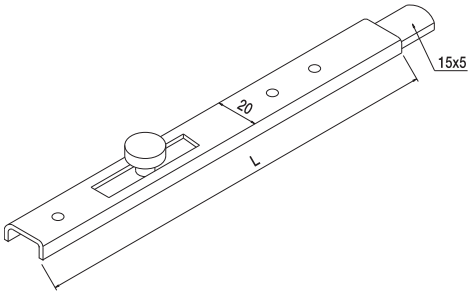

Articolo - Article		L		
Riferimento - Reference		mm	N°	Kg
119/150	AT 20 15 15	150	15	3,2
119/200	AT 20 20 16	200	15	2,9
119/250	AT 20 25 15	250	15	3,4
119/300	AT 20 30 15	300	15	4,5
119/400	AT 20 40 15	400	15	5,3
119/500	AT 20 50 15	500	15	7,5
119/600	AT 20 60 15	600	15	9,2
119/800	AT 20 80 15	800	15	12,6

Catenaccio a leva per serramenti in metallo ad azione singola

- I Catenaccio a leva per serramenti in metallo ad azione singola
- UK Single action flush bolt for metal doors
- D Hebel Riegel fuer Metall-Tuer einz. Bewegung
- F Verrou à levier pour portes métal un mouvement
- E Cerrojo a palanca para puertas metálicas (maniobra simple)
- RUS Защелка с ручкой для металлических створок 1-сторонняя

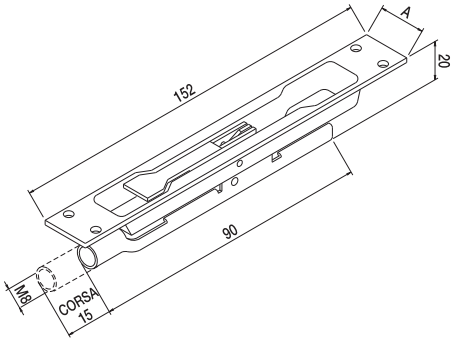

Articolo - Article		A		
Riferimento - Reference		mm	N°	Kg
122/16	AZ 16 15 1A	16	10	1,1
122/20	AZ 20 15 1A	20	10	1,1
122/24	AZ 24 15 1A	24	10	1,2

Catenaccio a saldare leggero

- I Catenaccio a saldare leggero
- UK Light bolt to be welded with staple
- D Leichter Anschweißriegel
- F Verrou léger à souder avec gache
- E Cerrojo liviano a soldar con gancho
- RUS Болт сварки легко

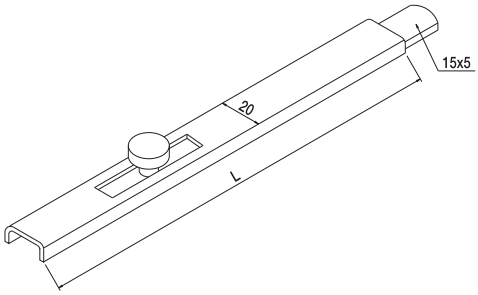

Articolo - Article		L		
Riferimento - Reference		mm	N°	Kg
120/150	AT 20 15 OS	150	15	2,6
120/200	AT 20 20 OS	200	15	3,5
120/250	AT 20 25 OS	250	15	4,3
120/300	AT 20 30 OS	300	15	5,1
120/400	AT 20 40 OS	400	15	6,8
120/500	AT 20 50 OS	500	15	8,4
120/600	AT 20 60 OS	600	15	9,6
120/800	AT 20 80 OS	800	15	12,7

Catenaccio a saldare pesante

- I Catenaccio a saldare pesante
- UK Heavy bolt to be welded with staple
- D Schwerer Anschweißriegel
- F Verrou lourd à souder avec gache
- E Cerrojo pesado a soldar con gancho
- RUS болт ввернуть тяжело

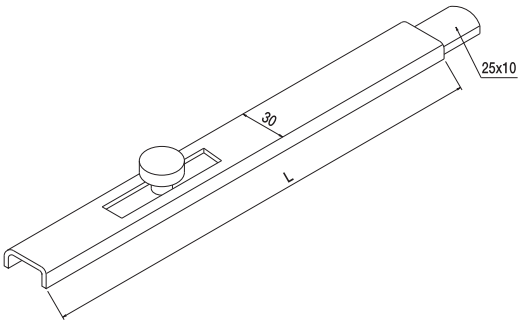

Articolo - Article		L		
Riferimento - Reference		mm	N°	Kg
121/200	AT 30 20 OS	200	5	2,8
121/250	AT 30 25 OS	250	5	3,4
121/300	AT 30 30 OS	300	5	4,1
121/400	AT 30 40 OS	400	5	5,3
121/500	AT 30 50 OS	500	5	6,7
121/600	AT 30 60 OS	600	5	8,0
121/800	AT 30 80 OS	800	5	10,7

Paletto quadro leggero a saldare tropicalizzato

I Yellow galvanized light square stake to be welded
UK Gelbverzinkt leicht quadrat. Anschlag zum schweissen
D Verrou carré léger à souder bichromaté
F Cerrojo cuadrado liviano a soldar tropicalizado
E Задвижка квадратная под сварку гальванизированная легкая
RUS

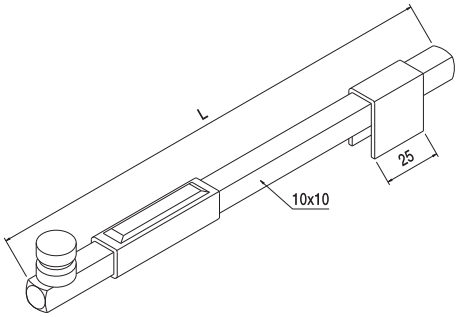

Articolo - Article		L		
Riferimento - Reference		mm	N°	Kg
140/130	AT 13 10 00	130	15	2,4
140/300	AT 30 10 00	300	15	4
140/500	AT 50 10 00	500	15	7,5

Paletto quadro leggero a saldare a punta rotonda tropicalizzato

I Yellow galvanized light square stake with rounded top to be welded
UK Abgerundet gelbverzinkt leicht quadrat. Anschlag zum schweisen
D Verrou léger carré pointe arrondie à souder bichromaté
F Cerrojo cuadrado liviano a soldar con punta redonda tropicalizado
E Задвижка квадратная под сварку гальванизированная тяжелая
RUS

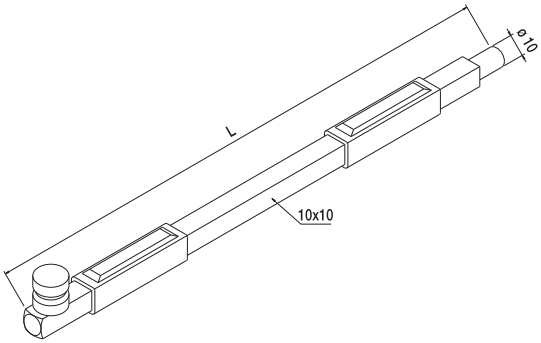

Articolo - Article		L		
Riferimento - Reference		mm	N°	Kg
141/130	AT 13 10 10	130	15	2,4
141/300	AT 30 10 10	300	15	4
141/500	AT 50 10 10	500	15	7,5

Paletto quadro pesante a saldare

I Galvanized heavy square stake to be welded
UK Verzinkt schwer quadrat. Anschlag zum schweissen
D Verrou carré lourd à souder galvanisée
F Cerrojo cuadrado pesado a soldar galvanizado
E Тяжелая квадратная стойка для сварки
RUS

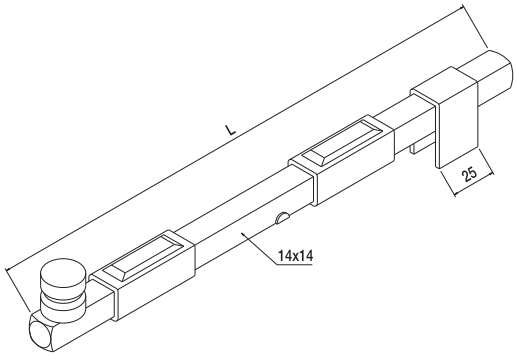

Articolo - Article		L		
Riferimento - Reference		mm	N°	Kg
142/330	AT 33 14 00	330	10	11,5
142/600	AT 60 14 00	600	10	12,0

I Paletto quadro pesante a saldare a punta rotonda

UK Galvanized heavy square stake with rounded top to be welded

D Abgerundet verzinkt schwer quadrat. Anschlag zum schweisen

F Verrou lourd carré pointe arrondie à souder galvanisée

E Cerrojo cuadrado pesado a soldar con punta redonda galvanizado

RUS Тяжелая квадратная стойка для сварки с круглым наконечником

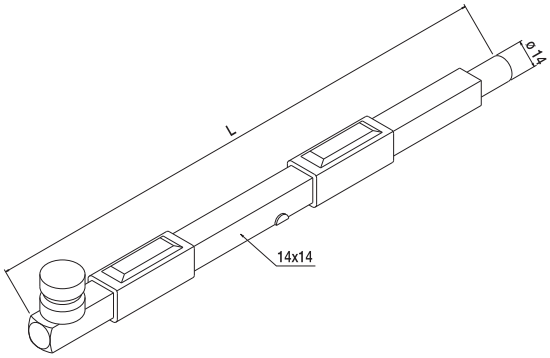

Articolo - Article		L		
Riferimento - Reference		mm	N°	Kg
143/330	AT 33 14 14	330	10	7,2
143/600	AT 60 14 14	600	10	12,0

I Paletto di bloccaggio tropicalizzato per cancelli ad ante motorizzati

UK Blocking stake for automated gates

D Torendanschlag mit Federauffangung

F Verrou autobloquant pour portail à battants motorisés

E Cerrojo autoblocante para cancelas motorizadas 2 hojas

RUS Задвижка с самоблокирующаяся для распашных ворот с автоматикой

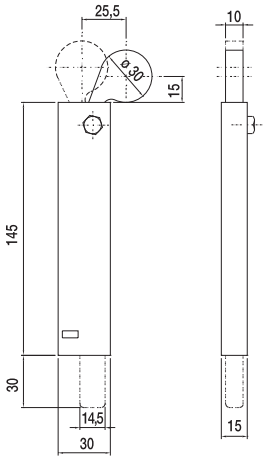

Articolo - Article			
Riferimento - Reference		N°	Kg
56	FT 30 15 00	20	9,5

Serratura a gancio zincata

I Galvanized for hook lock
UK Verzinkt fuer Haken-Schloss
D Serrure à crochet galvanisée
F Cerradura con gancho galvanizado
E Замок для сдвижных ворот оцинкованный
RUS

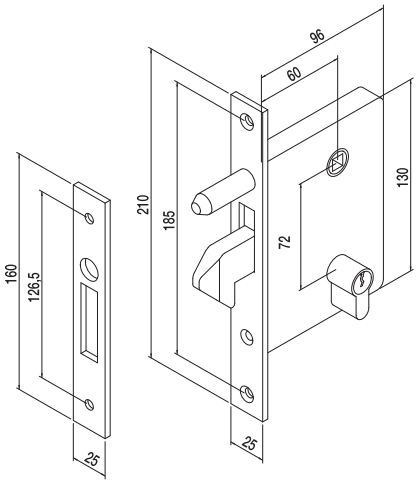

Articolo - Article			
Riferimento - Reference		N°	kg
129	AZ 25 21 00	1	1,3

Serratura a gancio piccola zincata

I Small hook lock galvanised
UK Kleine, verzinkte Hackenschlüssel
D Petite serrure ziguée à crochet
F Cerradura de gancho pequeña galvanización
E Небольшой оцинкованный крюк замок
RUS

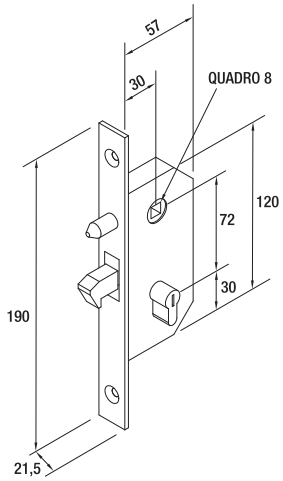

Articolo - Article			
Riferimento - Reference		N°	kg
129 P	AZ 21 21 00	1	0,65

Scatola copriserratura a gancio zincata

I Galvanized lock cover box with hook
UK Verzinkt. Schlossdeckelschachtel mit Haken
D Boite couvercle serrure galvanisée avec crochet
F Caja cubrecerradura con gancho galvanizado
E Корпус замка 129 оцинкованный
RUS

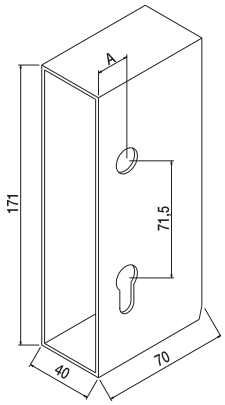

Articolo - Article		Per tubolare	A		
Riferimento - Reference		mm	mm	N°	kg
128/10	AZ 40 10 00	50	10	6	3,5
128/20	AZ 40 20 00	40	20	6	3,5

Maniglia a leva regolabile con vite

- I Adjustable lever handle with screw
- UK Einstellbarer Hebeldruckgriff mit Schrauben
- D Poignée à levier réglable avec vis
- F Agarradera de la manija regulable con tornillo
- E Поворотная Рукоятка с регулируемым винтом
- RUS

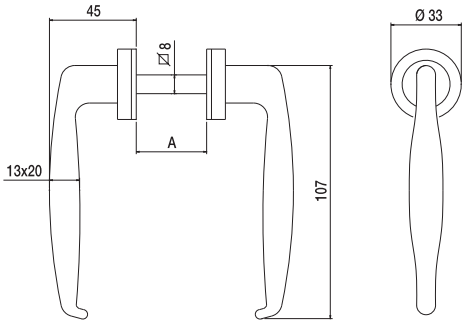

Articolo - Article		A		
Riferimento - Reference		mm	N°	Kg
160	MN 10 45 QO	25÷38	15	2,5

Maniglia a leva regolabile con grano

- I Adjusable lever handle with fixing bead
- UK Einstellbarer Hebeldruckgriff mit Bolzen
- D Poignée à levier reglable avec grain
- F Agarradera de la manija ajustable con grano
- E Поворотная Рукоятка с регулируемым болтом
- RUS

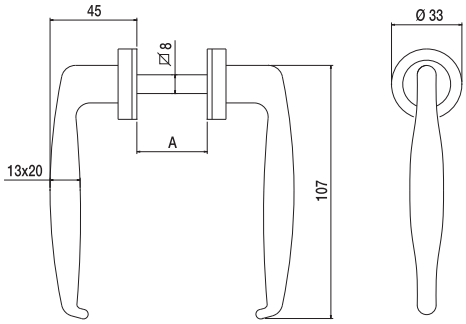

Articolo - Article		A		
Riferimento - Reference		mm	N°	Kg
160 G	MN 10 45 QR	35÷65	10	1,65

Cremonese a leva a doppia azione per serramento in acciaio zincato

- I
- UK Double action flush bolt for galvanized steel doors
- D Hebel Riegel fuer verzinkte Stahl Tuere zwei Bewegungen
- F Verrou à levier double mouvement pour acier galvanisé
- E Cerrojo a palanca para puertas metálicas (maniobra doble) en acero galvanizado
- RUS Задвижка с ручкой 2-сторонняя для стальных створок оцинкованная

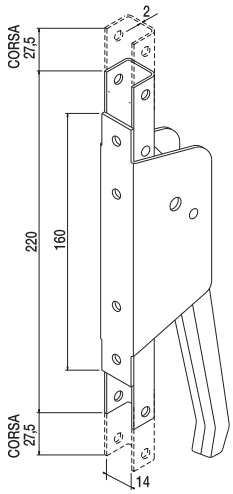

Articolo - Article			
Riferimento - Reference		N°	Kg
127	AZ 20 16 14	5	4,0

Maniglia di blocco

- I Maniglia di blocco
- UK Locking handle
- D Sperrhandgriff
- F Poignée de verrouillage
- E Agarradera de bloqueo
- RUS Фиксаторная Рукоятка

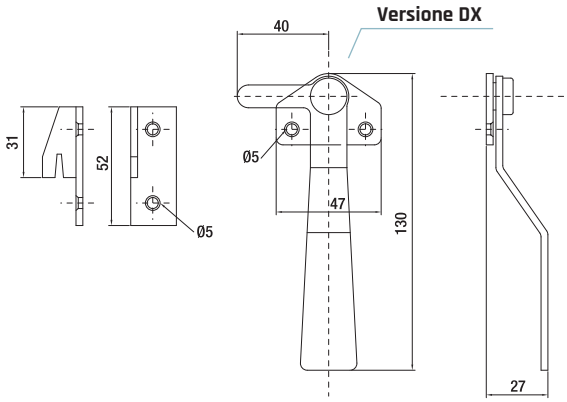

Articolo - Article			
Riferimento - Reference		N°	Kg
127 F/DX	MZ 13 27 OD	10	1,44
127 F/SX	MZ 13 27 OS	10	1,44

Chiavistello per sportelli

- I Chiavistello per sportelli
- UK Bolt for doors
- D Klinke für Schalter
- F Verrou pour portières
- E Pestillo de palanca
- RUS Болт для дверей

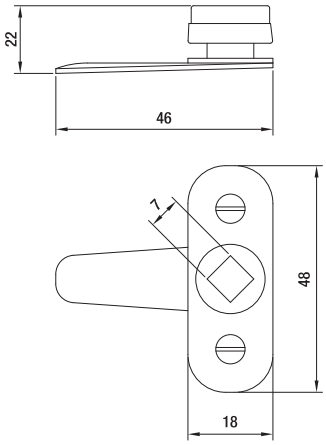

Articolo - Article			
Riferimento - Reference		N°	Kg
127/S	AZ 48 18 00	50	2,34

Chiavetta zama quadro 7

- I Chiavetta zama quadro 7
- UK Zama key 7
- D Schlussel zama 7
- F Cléf zama 7
- E Llave zama cuadro 7
- RUS Болт zama 7

Articolo - Article			
Riferimento - Reference		N°	Kg
127/S 1	AZ 48 18 01	50	0,53

Chiavistello a leva

- I Chiavistello a leva
- UK Lever bolt
- D Hebelklinke
- F Verrou à pression
- E Pestillo de palanca
- RUS Поворотной болт для дверей

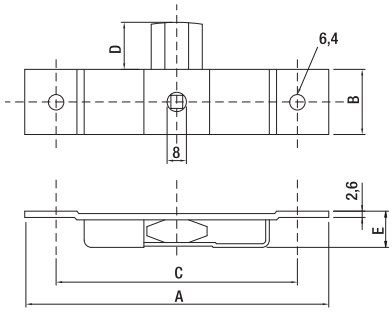

Articolo - Article		A	B	C	D	E		
Riferimento - Reference		mm					N°	Kg
127/P	AZ 10 18 00	101	18	82	15	12	20	1,32
127/G	AZ 12 27 00	126	27	101	20	15	20	2,85

Chiavetta lunga per chiavistello

- I Chiavetta lunga per chiavistello
- UK Long key for bolt
- D Langer Schlüssel für Klinke
- F Longue cléf pour verrou
- E Llave larga para pestillo
- RUS Длинный ключ для болта

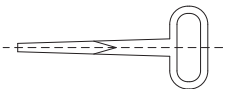

Articolo - Article			
Riferimento - Reference		N°	Kg
127/T 1	AZ 10 18 01	20	0,43

PATENT PENDING

rollingcenter.com

GUIDE PER SCORREVOLI A PAVIMENTO

Floor tracks for sliding doors

Boden Schienen Fuer Schiebetoren

Rail au sol pour portes coulissantes

Guías al suelo para puertas corredizas

Напольные направляющие для раздвижных ворот

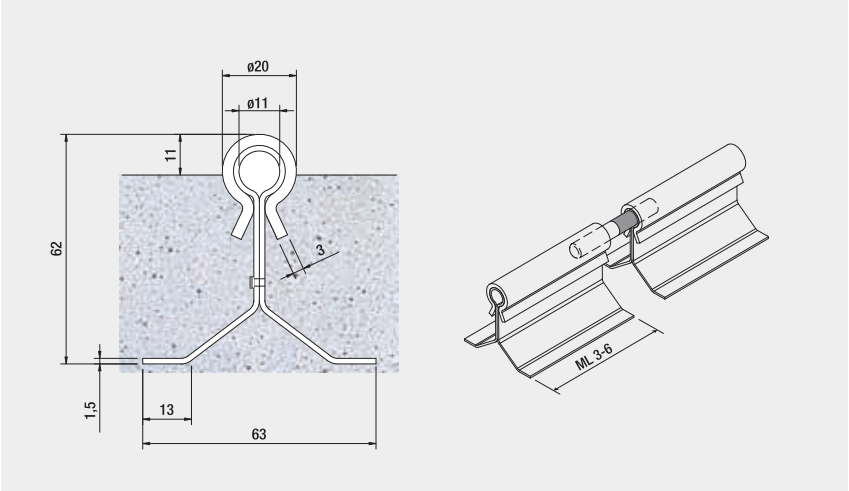

NEWOMEGA

Guida di facile installazione e brevettata

Articolo - Article		Descrizione Description	Fasci Sheafs		
Riferimento - Reference			ML	N°	Kg
NEW OMEGA Z 3	BZ 60 62 03	Zincato da ML 3	99	-	330
NEW OMEGA Z 6	BZ 60 62 06	Zincato da ML 6	198	-	660
53 NO	IZ 10 10 00	Spina di giunzione zincata	-	20	2

I La guida di facile installazione brevettata, con i seguenti vantaggi:

1 Capacità di assorbire assestamenti del terreno senza subire deformazioni
2 Eccellenti caratteristiche meccaniche con riduzione del peso del profilo
3 Aumento della resistenza all'usura
4 Eliminazione sfridi e saldature
5 Pronta all'uso già zincata: un solo modello per tutti i carichi
6 Processo produttivo tecnologicamente avanzato e unico al mondo

UK Easy to install patented track with following advantages:

1 Ground shakedown absorption with no strains
2 Excellent mechanical features with reduced weight of the profile.
3 Increased resistance to wear and tear
4 No loss and welds
5 Galvanized and ready to use: one model for all loads
6 Cutting edge, high tech manufacturing process

D Registrierte Schiene für schnelle Installation mit folgenden Vorteile:

1 Absorptionsfähig gegen Erschütterungen des Bodens ohne Entstellungen
2 Ausgezeichnete mechanische Eigenschaften mit Verringerung des Profilgewichtes
3 Verbesserte Widerstand gegen Abnutzung
4 Keine Abfälle und Schweißfugen
5 Verzinkt und sofort Anwendbar: ein Modell für alle Laste
6 Sorgfältiger Projektierung und hochmoderner Herstellungstechnologien

F Le guide breveté facile à installer offre les avantages suivants:

1 Absorption des tassements du sol sans déformations
2 Réduction du poids du profilé et caractéristiques mécaniques d'excellence
3 Résistance croissante à l'usure
4 Élimination des soudures et des copeaux
5 Un model unique prêt à l'usage, zingué
6 Technologie productive avancée et unique au monde

E La guía patentada de fácil instalación, con las siguientes ventajas:

1 Capacidad de absorbir el asentamiento del terreno sin sufrir deformaciones
2 Excelentes rasgos mecánicos con reducción del peso del perfil
3 Aumento de la resistencia al desgaste
4 Eliminación de metralla y soldadura
5 Lista para ser usada ya zincada: sólo un modelo para toda carga
6 Proceso productivo de alta tecnología y único en el mundo.

RUS Легкая в установке запатентованная направляющая имеет следующие преимущества:

1 Возможность поглощать осадку грунта без деформации
2 Прекрасные механические характеристики и снижение веса конструкции
3 Повышенная устойчивость в употреблении
4 Отсутствие обрезков и швов
5 Подготовлена для использования
6 Передовая производственная технология

I Spina di giunzione guida NEW OMEGA art.53 NO

UK Pin joint NEW OMEGA guide
D Verbindungsstift Laufschiene NEW OMEGA
F Pivot de jonction - guide NEW OMEGA
E Perno de conección guía NEW OMEGA
RUS Шпилька соединительная профиля Омега арт. 53

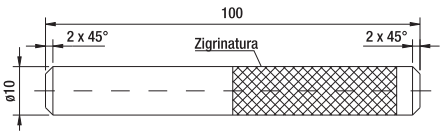



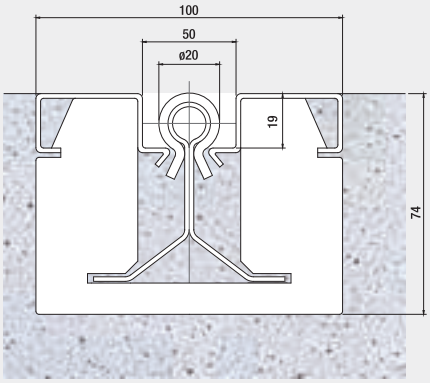

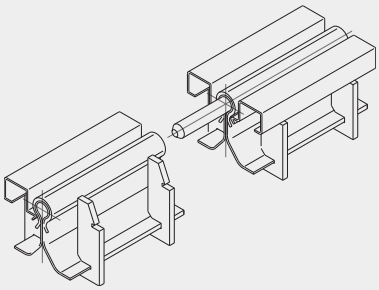

NEWOMEGA2

Guida a filo terreno

Articolo - Article		Descrizione Description	Fasci Sheafs		
Riferimento - Reference			ML	N°	Kg
NEW OMEGA Z 6	BZ 60 62 06	Zincato da ML 6	198	-	660
NEW OMEGA Z 3	BZ 60 62 03	Zincato da ML 3	99	-	330
51	BZ 37 26 06	Profilo zincato da ML 6	396	-	394
52	PT 00 52 00	Attacco tropicalizzato	-	12	1,6
53 NO	IZ 10 10 00	Spina di giunzione zincata	-	20	2

I vantaggi di NEW OMEGA2

Studiata e realizzata per portoni scorrevoli dove eventuali dislivelli potrebbero ostacolare il passaggio di muletti, carrelli ecc.

The advantages of NEW OMEGA2

Designed for sliding doors and gates where differences in the ground level would obstruct the passage of fork, lift trucks, carriages ect.

Die vorteile NEW OMEGA2 Laufschiene:

Fuer Schiebetore, bei denen eventuelle Unebenheiten die Durchfahrt von Gabelstaplern, Wagen u. a. behindern

Le avantages d'NEW OMEGA2

Rail conçu et réalisé pour portail coulissant ou d'éventuelles différences de niveau peuvent géner le passage des chariots, etc.

Las ventajas de NEW OMEGA2

Estudiada y realizada para puertas corredizas donde los desniveles obstaculizan el pasaje de carretillas, etc.

Преимущество NEW OMEGA2

Разработано и реализовано для раздвижных ворот, где перепад уровней может препятствовать ходу тележки и тд.



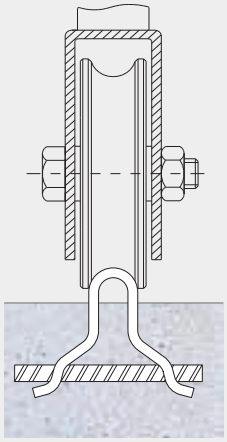

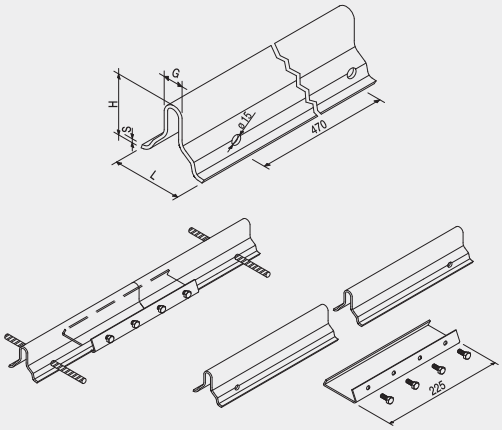

IBBI

Articolo - Article		Descrizione Description	L	H	S	G	Fasci Sheafs		
Riferimento - Reference			mm			∅	ML	N°	Kg
IBBI Z 6/4	BZ 55 53 64	Zincato da ML6	66	53	4	20	300	-	1040
IBBI Z 3/4	BZ 55 53 34	Zincato da ML3	66	53	4	20	150	-	520
RAPIDA	PT 77 22 00	Giunzione c/viti	-	-	-	-	-	10	6

I Il binario IBBI è frutto di continui studi ed aggiornamenti tecnologici ed è prodotto esclusivamente con materiale di prima scelta SENDZIMIR Z200MA, disponibile con spessore 4 mm ed in barre con lunghezze da 3 e 6 metri, per soddisfare una più ampia gamma di Clienti.
Il binario IBBI è corredato con la giunzione RAPIDA, che permette un innesto rapido del binario e una più precisa unione tra le due parti, con la possibilità di unire anche spezzoni più corti ed eliminando così tutti gli scarti.

UK The IBBI track stems from long studies and continuous technological improvement. It is produced only with first quality material SENDZIMIR Z200MA and is available as 4 mm thick and in 3 or 6 m bars, in order to satisfy any request.
The IBBI track is provided with the QUICK joint, that enables a quick and more precise coupling of the two parts, with the possibility to join also shorter parts, thus utilizing even rejections.

D Die IBBI Schiene ist das Ergebnis sorgfältiger Entwicklung und wird hergestellt nur mit erster Qualiät SENDIMIR Z200MA Material. Verfügbar als 4mm dicke, 3 bzw. 6 m lange Barren, um mit den Anforderungen aller Kunden am Besten gerecht zu werden. Die IBBI Schiene ist mit SCHNELLEM Anschluß versorgt, um eine schnelle Einschaltung der Schiene und eine genauere Kupplung der Teilen zu ermöglichen. Damit wird es möglich auch kürzere Schienstücke anzuschließen, ohne Abfälle.

F Le rail IBBI est le résultat de plusieurs innovations technologiques et des recherches continuelles. Produit uniquement par SENDZIMIR Z200MA, un matériel de première qualité, il est disponible avec 4mm d'épaisseur et avec des barres de 3 à 6 mètres de long afin de satisfaire un plus grand éventail de clients.
Le rail IBBI est doté d'une jonction RAPIDE qui permet un embrayage précis et rapide du rail aux parties avec la possibilité d'utiliser des tranches plus petites obtenir une union parfaite.

E La via IBBI es el fruto de continuos estudios y actualizaciones tecnológicas y se realiza sólo con material de primera calidad SENDZIMIR Z200MA, disponible con espesor 4 mm y en cajones largos de 3 a 6 metros, para satisfacer todo tipo de Cliente.
La via IBBI está integrada por el enlace RÁPIDO, que favorece un acoplado rápido de la vía y una unión más precisa entre las dos partes, con la posibilidad de juntar también trozos más cortos, eliminando, de esta manera, todos los descartes.

RUS Направляющая IBBI это результат исследований и непрерывной технологической модернизации. Она производится только из первоклассного материала SENDZIMIR Z200MA и имеется в наличии как планка 4 мм толщиной и 3 или 6 м длиной, что удовлетворит любой запрос. Направляющая IBBI поставляется со СКОРОСТНЫМ соединением, которое дает возможность быстрой и более точной стыковки двух частей, или нескольких коротких, что позволяет устранить недостатки.



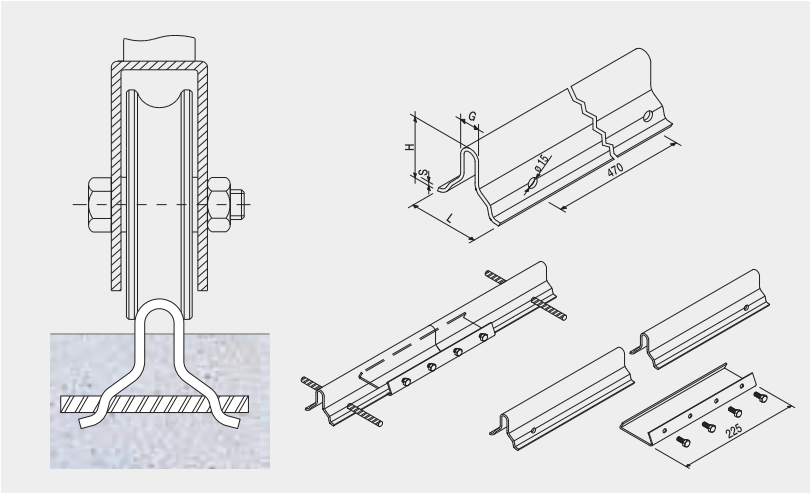

IBBI Ø16

Articolo - Article		Descrizione Description	L	H	S	G	Fasci Sheafs		
Riferimento - Reference			mm			∅	ML	N°	Kg
IBBI Z 6/3	BZ 55 53 63	Zincato da ML 6	63	53	3	16	300	-	860
IBBI Z 3/3	BZ 55 53 33	Zincato da ML 3	63	53	3	16	150	-	430
RAPIDA	PT 77 22 00	Giunzione c/viti	-	-	-	-	-	10	6

I Il binario IBBI ø16 è un binario con scorrimento da ø16 mm ed è prodotto esclusivamente con materiale di prima scelta SENDZIMIR Z200MA, disponibile con spessore 3 mm ed in barre con lunghezze da 3 e 6 metri, per soddisfare una più ampia gamma di Clienti.
Il binario IBBI è corredato con la giunzione RAPIDA, che permette un innesto rapido del binario e una più precisa unione tra le due parti, con la possibilità di unire anche spezzoni più corti ed eliminando così tutti gli scarti.

UK The IBBI ø16 mm track is a sliding ø16 track produced only with first quality material SENDZIMIR Z200MA and available ad 4 mm thick and in 3 or 6 m bars, in order to satisfy any request.
The IBBI track is provided with the QUICK joint, that enables the quick and more precise coupling of the two parts, with the possibility to join also shorter parts, thus utilizing even rejections.

D Die IBBI schiene ø16 mm ist eine ø16 mm Schieb-Schiene die nur mit erster Qualiät SENDIMIR Z200MA Material hergestellt wird. Verfügbar als 4mm dicke, 3 bzw. 6 m lange Barren, um mit den Anforderungen aller Kunden am Besten gerecht zu werden. Die IBBI Schiene ist mit SCHNELLEM Anschluß versorgt, um eine schnelle Einschaltung der Schiene und eine genauere Kupplung der Teilen zu ermöglichen. Damit wird es möglich auch kürzere Schienstücke anzuschließen, ohne Abfälle.

F Le rail IBBI ø16 est un rail coulissant de ø16mm produit uniquement par SENDZIMIR Z200MA, un matériel de première qualité, elle est disponible avec 4mm d'épaisseur, et avec des barres de 3 à 6 mètres de long afin de satisfaire un plus grand éventail de clients.
Le rail IBBI est doté d'une jonction RAPIDE qui permet un embrayage précis et rapide du rail aux parties avec la possibilité d'utiliser des tranches plus petites obtenir une union parfaite.

E La vía IBBI ø16 es una vía con desplazamiento de ø16 mm realizada exclusivamente con materiles de primera calidad SENDZIMIR Z200MA, disponible con espesor 3 mm y con barras largas de 3 a 6 metros para satisfacer todo tipo de Cliente.
La vía IBBI está integrada por el enlace RÁPIDO, que favorece un acoplado rápido de la vía y una unión más precisa entre las dos partes, con la posibilidad de juntar tincluso los trozos más cortos, eliminando, de esta manera, todos los descartes.

RUS Направляющая IBBI ø16 – это скользящая направляющая ø16. Она производится только из первоклассного материала SENDZIMIR Z200MA и имеется в наличии как планка 4 мм толщиной и 3 или 6 м длиной, что удовлетворит любой запрос. Направляющая IBBI поставляется со СКОРОСТНЫМ соединением, которое дает возможность быстрой и более точной стыковки двух частей, или нескольких коротких, что позволяет устранить недостатки.

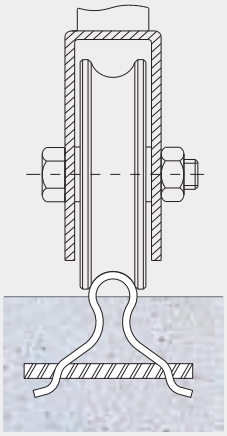

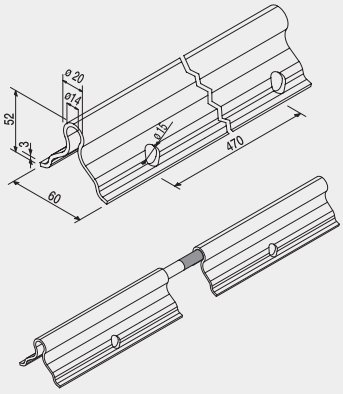

SISTEMA

La guida di qualità al giusto prezzo

Articolo - Article		Descrizione Description	Fasci Sheafs		
Riferimento - Reference			ML	N°	Kg
SISTEMA	BZ 55 53 6P	Zincato da ML 6	300	-	860
SISTEMA Z 3	BZ 55 53 3S	Zincato da ML 3	150	-	430
53	IT 13 10 00	Spina di giunzione tropic.	-	20	2

I La guida di qualità al giusto prezzo. SISTEMA è una guida che attraverso un sistema di fori e zanche consente un ancoraggio ottimale al suolo. Questo è possibile mediante foratura della lamiera durante la fase di profilatura, con risultato finale di una guida di qualità superiore ad un prezzo contenuto!

Le caratteristiche principali della guida SISTEMA sono:
1 spessore da 3 mm
2 scorrimento da ø20 mm
3 sistema specifico di giunzione

UK The value engineered track. SISTEMA is a track that thanks to a drillings and fasteners system enables a perfect fixing to the ground. This is achieved punching sheet during lamination, thus assuring a high quality track at a very convenient price.

SISTEMA track main features:
1 3 mm thick
2 ø20 mm sliding
3 specific coupling system

D Die preiswertige Qualitätsschiene. SISTEMA ist eine Schiene die, dank eines Bohrung- und Befestigungssystems eine perfekte Festmachung am Boden gewährleistet. Das wird von der Blechbohrung währen der Aufreißung ermöglicht, und sichert eine sehr preiswertige Schiene, bester Qualität.

SISTEMA Schiene Hauptmerkmale:
1 3 mm Dicke
2 ø20 mm Schlittern
3 Spezielles Kupplungssystem

F Le guide de qualité à un prix raisonnable. A travers un système de trous et d'étaux, le guide SISTEMA permet un excellent ancrage au sol du à la percement de la tôle pendant l'étape de la étirage. Le résultat est un guide de qualité supérieure à un prix très avantageux.

Les caractéristiques principales du guide SISTEMA sont les suivantes:
1 3 mm d'épaisseur
2 rail coulissant de ø20 mm
3 système spécifique de jonction

E La guía de calidad al justo precio. SISTEMA es una guía que valiéndose de un sistema de agujeros y zancas permite un perfecto anclaje al suelo. Esto es posible a través de un pinchazo de la plancha en la fase de perfiladura, obteniendo, como resultado final, una guía de calidad superior a un precio contenido!

Los rasgos principales de la guía SISTEMA son estos:
1 espesor de 3 mm
2 desplazamiento de ø20 mm
3 sistema específico de enlace

RUS **Направляющая превосходного качества.**

SISTEMA – это направляющая, которая благодаря отверстиям и крепежу позволяет отличную фиксацию на грунте. Это достигается перфорированием листов во время наслоения, в результате чего мы имеем направляющую высокого качества по доступной цене.

Основные черты направляющей SISTEMA:
1 3 мм толщина
2 ø20 мм скольжение
3 Специальная система соединения

Spina di giunzione guida OMEGA art.53

UK Pin joint OMEGA guide
D Verbindungsstift Laufschiene OMEGA
F Pivot de jonction - guide OMEGA
E Perno de conección guía OMEGA
RUS Соединительный штифт направляющей OMEGA арт.53

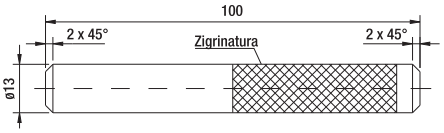



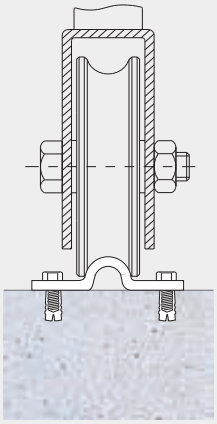

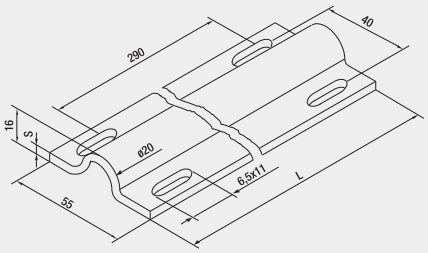

FLOOR

La guida pronta all'uso

Articolo - Article		Descrizione Description	L	S	Fasci Sheafs	Kg
Riferimento - Reference			ML	mm	ML	
FLOOR Z 3	BZ 55 16 03	Zincata	3	3,5	150	266
FLOOR Z 6	BZ 55 16 06	Zincata	6	3,5	300	532

I La nuova guida studiata e realizzata per cancelli e portoni, adatta ad ambienti dove è già esistente una pavimentazione.

1 Pronto all'uso già zincato in barre da ml 6
2 Ridotti al minimo i tempi di realizzazione
3 Assemblaggio in cantiere
4 Elevata robustezza
5 Eliminazione di saldatura

UK The new track has been designed for gates and doors in surroundings where the floor is already present.

1 Ready to use galvanized 6ml bars
2 Reduced installation times
3 On site assembly
4 Very strong
5 No welds

D Die neue Schiene ist für Türe und Tore entwickelt worden, die in schon mit Fußboden ausgestatteten Räumen installiert werden müssen.

1 Sofort anwendbare verzinkte 6m Barren
2 Schnellere Installierung
3 Bauplatzfertigung
4 Sehr stark
5 Keine Schweißfugen

F Le nouveau guide, est réalisé pour les grilles et les portes, s'harmonise avec les lieux où il y a un carrelage existant.

1 Prêt à l'usage, zingué, en barre de 6ml
2 Temps de réalisations réduits au minimum
3 Assemblage au chantier
4 Grande solidité
5 Élimination des soudures

E La nueva guía, estudiada y realizada para cancelas y portones, es apta para lugares donde ya hay una pavimentación.

1 Listo para el uso ya cincado en barras de ml 6
2 Reducidos al mínimo los tiempos de realización
3 Montaje en obra
4 Elevada solidez
5 Eliminación de la soldadura

RUS Новая направляющая была разработана для дверей и ворот в местах, где пол уже присутствует.

1 Подготовлена для использования 6 мл оцинкованных штанг
2 Сокращенное время инсталляции
3 Сборка на стройплощадке
4 Очень прочная
5 Отсутствие швов

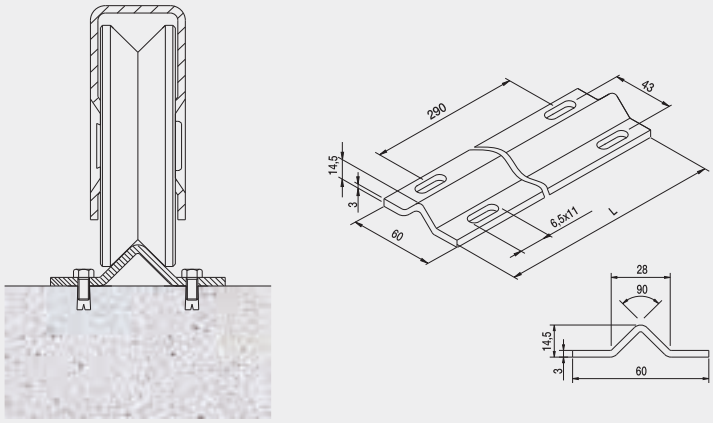

ANGULA

La guida pronta all'uso

Articolo - Article		Descrizione Description	L	S	Fasci Sheafs	Kg
Riferimento - Reference			ML	mm	ML	
ANGULA Z 3	BZ 60 15 03	Zincata	3	3	150	232
ANGULA Z 6	BZ 60 15 06	Zincata	6	3	300	464

I La nuova guida studiata per cancelli e portoni, adatta ad ambienti dove è già esistente una pavimentazione.

1 Pronto all'uso già zincato in barre da ml 6
2 Ridotti al minimo i tempi di realizzazione
3 Assemblaggio in cantiere
4 Elevata robustezza
5 Eliminazione di saldatura

UK The new track has been designed for gates and doors in surroundings where the floor is already present.

1 Ready to use galvanized 6ml bars
2 Reduced installation times
3 On site assembly
4 Very strong
5 No welds

D Die neue Schiene ist für Türe und Tore entwickelt worden, die in schon mit Fußboden ausgestatteten Räumen installiert werden müssen.

1 Sofort anwendbare verzinkte 6m Barren
2 Schnellere Installierung
3 Bauplatzfertigung
4 Sehr stark
5 Keine Schweißfugen

F Le nouveau guide, est réalisé pour les grilles et les portes, s'harmonise avec les lieux où il y a un carrelage existant.

1 Prêt à l'usage, zingué, en barre de 6ml
2 Temps de réalisations réduits au minimum
3 Assemblage au chantier
4 Grande résistance/ solidité
5 Elimination des soudures

E La nueva guía estudiada para cancelas y portones, apta para lugares donde ya existe una pavimentación.

1 Listo para el uso ya cincado en barras de ml 6
2 Reducisos al mínimo los tiempos de realización
3 Montaje en obra
4 Elevada solidez
5 Eliminación de soldadura

RUS Новая направляющая была разработана для дверей и ворот в местах, где пол уже присутствует.

1 Подготовлена для использования 6 мл оцинкованных штанг
2 Сокращенное время инсталляции
3 Сборка на стройплощадке
4 Очень прочная
5 Отсутствие швов

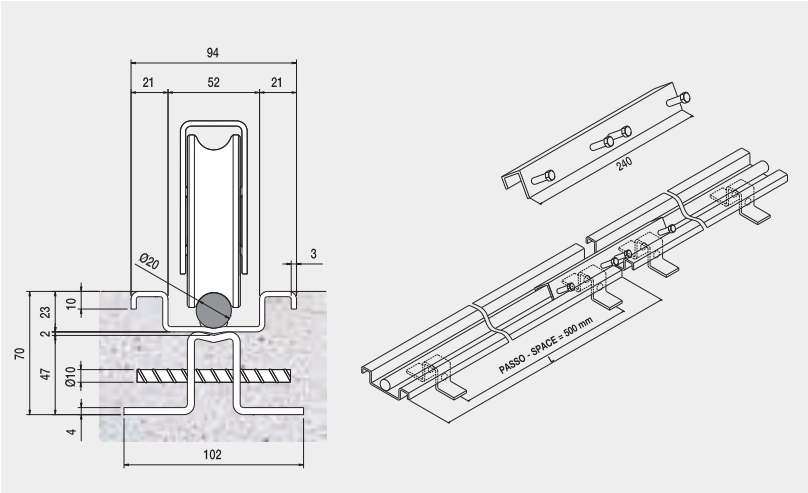

HEAVY

La guida ideale per portoni scorrevoli

Articolo - Article		Descrizione Description	L	Fasci Sheafs		
Riferimento - Reference			ML	ML	N°	Kg
HEAVY Z 3	BZ 94 23 03	Zincata	3	45	-	247
HEAVY Z 6	BZ 94 23 00	Zincata	6	90	-	495
53/1	PT 24 32 F0	Giunzione	240mm	-	10	3,60

I Ideata principalmente per portoni scorrevoli, HEAVY si differenzia già dal suo nome, sinonimo di pesantezza e robustezza. Costruita con i migliori materiali ed accoppiata all'interno di un profilo ben definito consente:

1 Allineamenti perfetti e facilità estrema di unione tra una barra e l'altra della guida, tramite una giunzione di serraggio ed allineamento, impiegata fino al momento della presa del calcestruzzo.
2 Permette di far scorrere in tranquillità portoni pesanti.
3 Tutta la struttura viene annegata nel pavimento: questa operazione permette la facilità e tranquillità di passaggio continuo a carrelli elevatori, eliminandone il rischio di movimento o caduta del carico o la probabile collisione con la parte anteriore del carrello elevatore (forche)

UK Designed mainly for sliding gates, HEAVY stands also with its name for strength and steadiness. Manufactured with the best materials and coupled with a specific profile it assures:

1 Perfect and extremely simple alignment between the track bars, thank to a fixing and aligning joint, employed until the concrete sets.
2 Best results with heavy gates
3 The whole structure is placed within the cement: this assures easy transit with carriages, with no risks of impact and load falls

D Entwickelt vor allem für Schiebtoren, HEAVY steht schon mit Ihrem Namen für Stärke und Festigkeit. Hergestellt mit Materialien bester Qualität dank der Kupplung mit einem speziellen Profil sie sichert:

1 Perfekte und viel vereinfachte Anreihung der Barre mit der Schienen durch einem Befestigungs- und Anreihungsanschluß, verwendet bis die Betonsetzung fertig ist.
2 Hervorragende Ergebnisse mit schweren Toren.
3 Die gesamte Struktur ist im Beton gesenkt: das gewährleistet sicheres Verkehr, ohne Stoß- oder Lastfallrisiken.

F Principalement projeté pour les portes coulissantes, il se distingue des autres pour sa solidité et sa lourdeur, Construit avec les meilleurs matériaux, inséré dans un profilé défini il permet:

1 Alignements parfaits et unions extrêmement faciles entre une barre et l'autre du guide grâce à une jonction de serrage et alignement employée jusqu'à la prise du béton
2 Coulissement facile des portes lourdes
3 Toute la structure est complètement insérée dans le sol: cette opération permet un passage continuel et facile des chariots élévateurs, l'effacement du risque de mouvement ou tombement de la charge ou la possible collision avec la partie antérieure du chariot élévateur (forche)

E Concebida principalmente para portones corredores, HEAVY se diferencia ya por su nombre, sinónimo de pesadez y solidez. Realizada con los mejores materiales, que, juntada a un determinado perfil, permite:

1 Alineaciones perfectas y facilidad extrema de unión entra una barra y la otra de la guía, a través de un enlace de ajuste y alineación, utilizado hasta que se frague el hormigón.
2 Permite que los portones pesados se deslizen en toda tranquilidad.
3 Toda estructura es ahogada en el suelo: esta operación permite un pasaje fácil y tranquilo para las carretillas elevadoras, eliminando el riesgo de movimiento o caída de la carga o la probable colisión con la parte anterior de la carretilla elevadora.

RUS Разработанная главным образом для раздвижных ворот, получила свое название благодаря способности выдерживать большой вес. Произведенная из лучших материалов, крепкая и выносливая, она позволяет добиться:

1 превосходного выравнивания и особенно простого центрирования штанг направляющей, благодаря фиксирующему и выравнивающему соединению, применяемому до момента затвердения бетона.
2 идеальна для тяжелых ворот
3 вся конструкция помещается в цемент: это облегчает прохождение тележек без риска ударов и падения груза

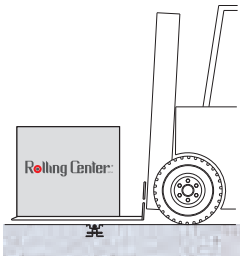



rollingcenter.com

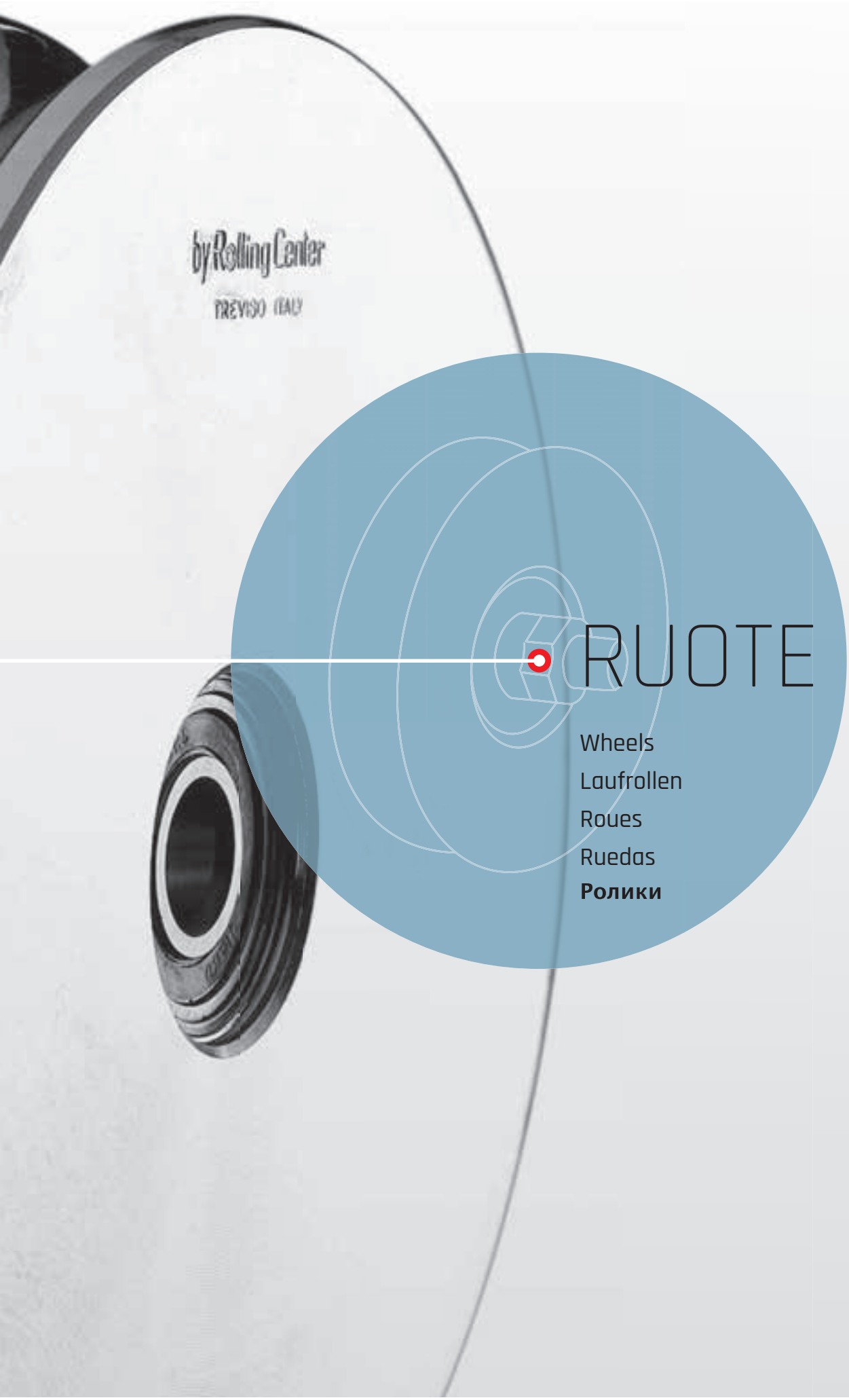

RUOTE

Wheels
Laufrollen
Roues
Ruedas
Ролики

I Ruote in C45 normali a 1 cuscinetto - gola O ø16

UK Normal wheel with one bearing - O groove
D Laufrollen mit einem Lager - O Nut
F Roues normales avec 1 roulement - gorge O
E Ruedas normales con 1 cojinete - guía O
RUS Ролик нормальный с 1 подшипником паз O

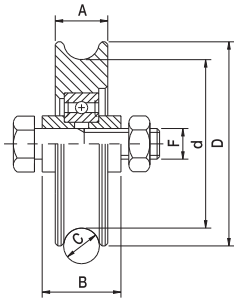

Compatibile con

IBBI Ø16

Articolo - Article		D	d	A	B	C	F	Tubolare LxHxS	Portata Capacity		
Riferimento - Reference		∅		mm		O	UNI	mm	x1	N°	
827 O 16	RT 80 27 O16	80	62	26	34	16	M 14x60	80x40x3	120	20	15
1027 O 16	RT 10 27 O16	100	81	26	34	16	M 14x60	80x40x3	160	16	20,6
1227 O 16	RT 12 27 O16	120	101	26	34	16	M 14x60	80x40x3	180	10	19,3

I Ruote in C45 a 1 cuscinetto con supporto chiuso - gola O ø 16

UK Wheels with closed support and one bearing - O groove
D Laufrollen mit Stützplatten mit einem Lager - O Nut
F Roues à 1 roulement avec support fermé - gorge O
E Ruedas con soporte cerrado con 1 cojinete - guía O para soldar o atornillar
RUS Ролик с 1 подшипником с закрытым кронштейном паз O

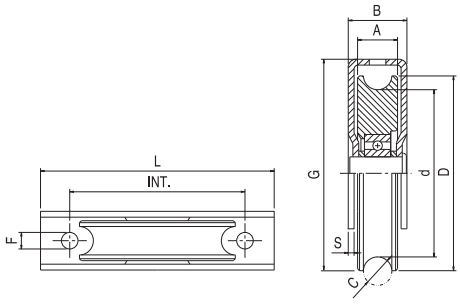

Compatibile con

IBBI Ø16

Articolo - Article		D	d	A	B	C	G	S	L	Int. x F	Portata Capacity		
Riferimento - Reference		∅		mm		O	mm			mm	x1	N°	
827 PCO16	RT 80 27 OC 6	80	62	26	36	16	82	3	120	90 x ø9	190	10	10

I Ruote in C45 a 1 cuscinetto con supporto - gola O ø 16

UK Wheels with support one bearing - O groove
D 1-Drucklager Räder - O Nut
F Roues avec support à 1 roulement - gorge O
E Ruedas con un soporte formado por 1 rodaminento - guía O para atornillar
RUS Колесо с одним опорным подшипником паз O

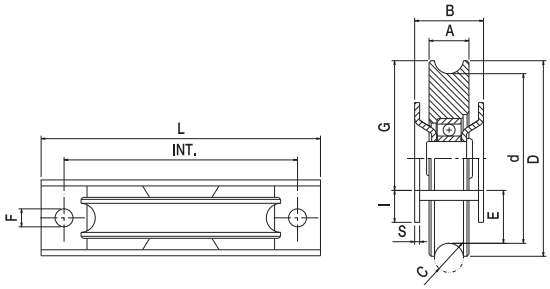

Compatibile con

IBBI Ø16

Articolo - Article		D	d	A	B	C	G	I	E	S	L	Int. x F	Portata Capacity		
Riferimento - Reference		∅		mm		O	mm						x1	N°	
827 PSO 16	RT 80 27 OS 6	80	62	26	34	16	59	11	15	2,5	140	117 x ø9	140	12	10,2
1027 PSO 16	RT 10 27 OS 6	100	81	26	34	16	59	11	25	2,5	140	117 x ø9	200	10	12,9
1227 PSO 16	RT 12 27 OS 6	120	101	26	34	16	59	14	26	3	186	150 x ø9	240	6	12,6

Ruote in C45 normali a 1 cuscinetto - gola V

I Normal wheel with one bearing - V groove
UK Laufrollen mit einem Lager - V Nut
D Roues normales avec 1 roulement - gorge V
F Ruedas normales con 1 cojinete - guía V
E Ролик нормальный с 1 подшипником паз V
RUS

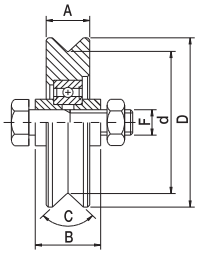

Compatibile con

ANGULA

Articolo - Article		D	d	A	B	C	F	Tubolare LxHxS	Portata Capacity		
Riferimento - Reference		∅		mm		V	UNI	mm	Kg x1	N°	Kg
518 V	RT 50 18 V1	50	39	18	24	96°	M 10x45	50x30x3	75	30	7,2
618 V	RT 60 18 V1	60	49	18	24	96°	M 10x45	60x30x3	110	30	10,2
718 V	RT 70 18 V1	70	59	18	24	96°	M 10x45	60x30x3	160	20	10
820 V	RT 80 20 V1	80	65	20	24	96°	M 12x50	80x30x3	190	20	13
920 V	RT 90 20 V1	90	75	20	24	96°	M 12x50	80x30x3	220	20	17
1020 V	RT 10 20 V1	100	85	20	34	96°	M 14x60	100x40x3	240	20	22,4
1220 V	RT 12 20 V1	120	105	20	34	96°	M 14x60	120x40x3	270	12	19,6
1420 V	RT 14 20 V1	140	125	20	34	96°	M 14x60	120x40x3	310	6	13,5
1620 V	RT 16 20 V1	160	145	20	34	96°	M 14x60	140x40x3	350	6	17,6

Ruote in C45 normali a 1 cuscinetto - gola U

I Normal wheel with one bearing - U groove
UK Laufrollen mit einem Lager - U Nut
D Roues normales avec 1 roulement - gorge U
F Ruedas normales con 1 cojinete - guía U
E Ролик нормальный с 1 подшипником паз ⊔
RUS

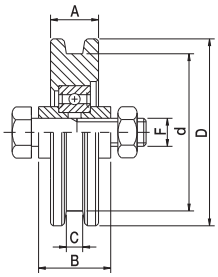

Articolo - Article		D	d	A	B	C	F	Tubolare LxHxS	Portata Capacity		
Riferimento - Reference		∅		mm		U	UNI	mm	Kg x1	N°	Kg
618 U	RT 60 18 U1	60	49	18	24	7	M 10x45	60x30x3	110	30	10,2
718 U	RT 70 18 U1	70	59	18	24	7	M 10x45	60x30x3	160	20	10
820 U	RT 80 20 U1	80	65	20	24	7	M 12x50	80x30x3	190	20	12
920 U	RT 90 20 U1	90	75	20	24	7	M 12x50	80x30x3	220	20	16,5
1020 U	RT 10 20 U1	100	85	20	34	7	M 14x60	100x40x3	240	20	22,1
1220 U	RT 12 20 U1	120	105	20	34	7	M 14x60	120x40x3	270	12	19,1
1420 U	RT 14 20 U1	140	125	20	34	7	M 14x60	120x40x3	310	6	13,1
1620 U	RT 16 20 U1	160	145	20	34	7	M 14x60	140x40x3	350	6	17,7

Ruote in C45 normali a 1 cuscinetto - gola O

I Normal wheel with one bearing - O groove
UK Laufrollen mit einem Lager - O Nut
D Roues normales avec 1 roulement - gorge O
F Ruedas normales con 1 cojinete - guía O
E Ролик нормальный с 1 подшипником паз O
RUS

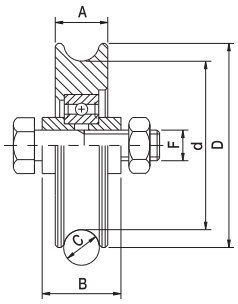

Compatibile con

NEWOMEGA | NEWOMEGA2 | FLOOR | HEAVY | IBBI | SISTEMA

Articolo - Article		D	d	A	B	C	F	Tubolare LxHxS	Portata Capacity		
Riferimento - Reference		∅		mm		O	UNI	mm	Kg x1	N°	Kg
827 O	RT 80 27 01	80	62	26	34	21	M 14x60	80x40x3	190	20	15
1027 O	RT 10 27 01	100	81	26	34	21	M 14x60	100x40x3	240	16	20,6
1227 O	RT 12 27 01	120	101	26	34	21	M 14x60	120x40x3	270	10	19,3
1427 O	RT 14 27 01	140	121	26	34	21	M 14x60	140x40x3	310	4	10,5
1627 O	RT 16 26 01	160	141	26	34	21	M 14x60	160x40x3	350	4	13,2

NEW

Ruote in C45 normali a 2 cuscinetti - gola V

I Ruote in C45 normali a 2 cuscinetti - gola V
UK Normal wheels with two bearings - V groove
D Laufrollen mit zwei Lagern - V Nut
F Roues normales avec 2 roulements - gorge V
E Ruedas normales con 2 cojinetes - guía V
RUS Ролик нормальный с 2 подшипниками паз V

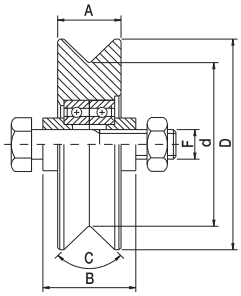

Compatibile con

ANGULA

Articolo - Article		D	d	A	B	C	F	Tubolare LxHxS	Portata Capacity		
Riferimento - Reference		∅		mm		V	UNI	mm	Kg x1	N°	Kg
NEW 830 V	RT 80 30 V2	80	60	30	44	96°	M 14x70	80x50x3	380	12	14,5
1030 V	RT 10 30 V2	100	80	30	44	96°	M 14x70	100x50x3	450	12	16
1230 V	RT 12 30 V2	120	100	30	44	96°	M 14x70	120x50x3	480	8	17,5
1430 V	RT 14 30 V2	140	119	30	44	96°	M 14x70	140x50x3	510	4	12,7
1630 V	RT 16 30 V2	160	140	30	44	96°	M 14x70	160x50x3	560	4	17,1
1830 V	RT 18 30 V2	180	160	30	44	96°	M 14x70	180x50x3	630	4	21,9
2030 V	RT 20 30 V2	200	179	30	44	96°	M 14x70	200x50x3	670	4	27,2

Ruote in C45 normali a 2 cuscinetti - gola U

I Ruote in C45 normali a 2 cuscinetti - gola U
UK Normal wheels with two bearings - U groove
D Laufrollen mit zwei Lagern - U Nut
F Roues normales avec 2 roulements - gorge U
E Ruedas normales con 2 cojinetes - guía U
RUS Ролик нормальный с 2 подшипниками паз Ш

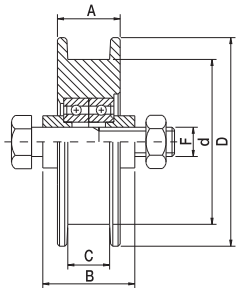

Articolo - Article		D	d	A	B	C	F	Tubolare LxHxS	Portata Capacity		
Riferimento - Reference		∅		mm		U	UNI	mm	Kg x1	N°	Kg
1030 U	RT 10 30 U2	100	78	30	44	21	M 14x70	100x50x3	450	12	16,2
1230 U	RT 12 30 U2	120	100	30	44	21	M 14x70	120x50x3	480	8	16,9
1430 U	RT 14 30 U2	140	120	30	44	21	M 14x70	140x50x3	510	4	11,9
1630 U	RT 16 30 U2	160	140	30	44	21	M 14x70	160x50x3	560	4	15,9
1830 U	RT 18 30 U2	180	160	30	44	21	M 14x70	180x50x3	630	4	20,6
2030 U	RT 20 30 U2	200	180	30	44	21	M 14x70	200x50x3	670	4	25,8

Ruote in C45 normali a 2 cuscinetti - gola O

I Ruote in C45 normali a 2 cuscinetti - gola O
UK Normal wheels with two bearings - O groove
D Laufrollen mit zwei Lagern - O Nut
F Roues normales avec 2 roulements - gorge O
E Ruedas normales con 2 cojinetes - guía O
RUS Ролик нормальный с 2 подшипниками паз O

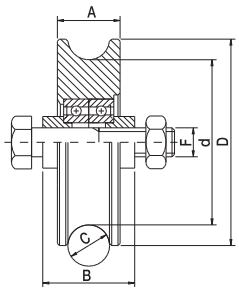

Compatibile con

NEWOMEGA | NEWOMEGA2 | FLOOR | HEAVY | IBBI | SISTEMA

Articolo - Article		D	d	A	B	C	F	Tubolare LxHxS	Portata Capacity		
Riferimento - Reference		∅		mm		O	UNI	mm	Kg x1	N°	Kg
830 O	RT 80 30 O2	80	60	30	44	21	M 14x70	80x50x3	380	12	14,5
1030 O	RT 10 30 O2	100	80	30	44	21	M 14x70	100x50x3	450	12	17,9
1230 O	RT 12 30 O2	120	100	30	44	21	M 14x70	120x50x3	480	8	17,8
1430 O	RT 14 30 O2	140	120	30	44	21	M 14x70	140x50x3	510	4	12,5
1630 O	RT 16 30 O2	160	140	30	44	21	M 14x70	160x50x3	560	4	16,7
1830 O	RT 18 30 O2	180	160	30	44	21	M 14x70	180x50x3	630	4	21,4
2030 O	RT 20 30 O2	200	180	30	44	21	M 14x70	200x50x3	670	4	26,7

I Ruote in C45 con 2 cuscinetti predisposte per perno ingrassatore - gola V

UK Wheels with two bearings preset for lubricator pin - V groove
D Laufrollen mit zwei Lagern - V Nut
F Roues avec 2 roulements pour axes avec graisseur - gorge V
E Ruedas con 2 cojinetes preparadas para ingrassador - guía V
RUS Ролик нормальный с 2 подшипниками для оси с масленкой паз V

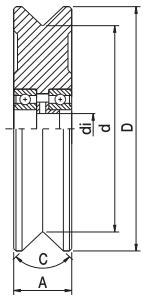

Compatibile con
ANGULA

Articolo - Article		D	d	di	A	C	Abbinabile Combining	Portata Capacity		
Riferimento - Reference			∅		mm	V		Kg x1	N°	Kg
10030 I V	RT 10 30 V3	100	80	20	30	96°	B1 - ...	450	12	15,2
12030 I V	RT 12 30 V3	120	100	20	30	96°	B1 - ...	490	8	15,7
14030 I V	RT 14 30 V3	140	120	20	30	96°	B1 - ...	530	4	11,4
16038 I V	RT 16 38 V3	160	133	20	38	96°	B2 - ...	640	2	9,3
18038 I V	RT 18 38 V3	180	153	20	38	96°	B2 - ...	680	2	12
20038 I V	RT 20 38 V3	200	173	20	38	96°	B2 - ...	720	2	15
25038 I V	RT 25 38 V3	250	223	20	38	96°	B2 - ...	870	2	24,6

* Perni abbinabili vedi pag. 90 da Art. B1-40 a B2-100

I Ruote in C45 con 2 cuscinetti predisposte per perno ingrassatore - gola U

UK Wheels with two bearings preset for lubricator pin - U groove
D Laufrollen mit zwei Lagern - U Nut
F Roues avec 2 roulements pour axes avec graisseur - gorge U
E Ruedas con 2 cojinetes preparadas para ingrassador - guía U
RUS Ролик нормальный с 2 подшипниками для оси с масленкой паз ⊔

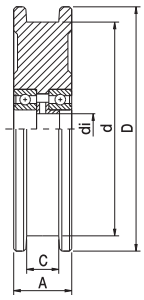

Articolo - Article		D	d	di	A	C	Abbinabile Combining	Portata Capacity		
Riferimento - Reference			∅		mm	U		Kg x1	N°	Kg
10030 I U	RT 10 30 U3	100	78	20	30	21	B1 - ...	450	12	13,1
12030 I U	RT 12 30 U3	120	98	20	30	21	B1 - ...	490	8	13,8
14030 I U	RT 14 30 U3	140	120	20	30	21	B1 - ...	530	4	10,2
16038 I U	RT 16 38 U3	160	140	20	38	21	B2 - ...	640	2	9
18038 I U	RT 18 38 U3	180	158	20	38	21	B2 - ...	680	2	11,8
20038 I U	RT 20 38 U3	200	178	20	38	21	B2 - ...	720	2	14,7
25038 I U	RT 25 38 U3	250	228	20	38	21	B2 - ...	870	2	24

* Perni abbinabili vedi pag. 90 da Art. B1-40 a B2-100

I Ruote in C45 con 2 cuscinetti predisposte per perno ingrassatore - gola O

UK Wheels with two bearings preset for lubricator pin - O groove
D Laufrollen mit zwei Lagern - O Nut
F Roues avec 2 roulements pour axes avec graisseur - gorge O
E Ruedas con 2 cojinetes preparadas para ingrassador - guía O
RUS Ролик нормальный с 2 подшипниками для оси с масленкой паз ○

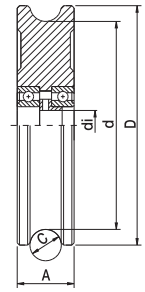

Compatibile con
NEWOMEGA | NEWOMEGA2 | FLOOR | HEAVY | IBBI | SISTEMA

Articolo - Article		D	d	di	A	C	Abbinabile Combining	Portata Capacity		
Riferimento - Reference			∅		mm	O		Kg x1	N°	Kg
10030 I O	RT 10 30 O3	100	81	20	30	21	B1 - ...	450	12	14,6
12030 I O	RT 12 30 O3	120	101	20	30	21	B1 - ...	490	8	15,1
14030 I O	RT 14 30 O3	140	121	20	30	21	B1 - ...	530	4	10,9
16038 I O	RT 16 38 O3	160	141	20	38	21	B2 - ...	640	2	9,5
18038 I O	RT 18 38 O3	180	161	20	38	21	B2 - ...	680	2	12,2
20038 I O	RT 20 38 O3	200	181	20	38	21	B2 - ...	720	2	15,3
25038 I O	RT 25 38 O3	250	231	20	38	21	B2 - ...	870	2	24,9

* Perni abbinabili vedi pag. 90 da Art. B1-40 a B2-100

I Ruote in C45 a 1 cuscinetto con supporto esterno - gola V

UK Wheels with outer support with one bearing - V groove
D Laufrollen mit Stützplatten und einem Lager - V Nut
F Roues à 1 roulement avec support externe - gorge V
E Ruedas con soporte externo con 1 cojinete - guía V
RUS Ролик с 1 подшипником с наружным кронштейном паз **V**

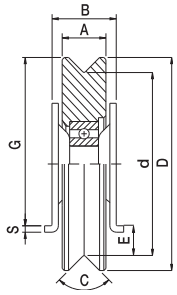

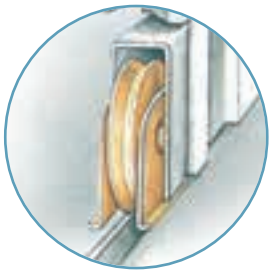

Compatibile con

ANGULA

Articolo - Article		D	d	A	B	C	G	S	E	Tubolare LxHxS	Portata Capacity		
Riferimento - Reference		∅		mm		V	mm			mm	Kg x1	N°	Kg
820 PV	RT 80 20 VP	80	65	20	30	96°	62	3	9,5	70x40x3	190	12	9,2
920 PV	RT 90 20 VP	90	75	20	30	96°	71	3	10,5	80x40x3	220	12	12
1020 PV	RT 10 20 VP	100	85	20	30	96°	82	3	9,5	90x40x3	240	12	15,4
1220 PV	RT 12 20 VP	120	105	20	30	96°	99	3	12	110x40x3	270	8	15,5
1420 PV	RT 14 20 VP	140	125	20	30	96°	116	3	16,5	120x40x3	230	4	10,8

I Ruote in C45 a 1 cuscinetto con supporto esterno - gola U

UK Wheels with outer support with one bearing - U groove
D Laufrollen mit Stützplatten und einem Lager - U Nut
F Roues à 1 roulement avec support externe - gorge U
E Ruedas con soporte externo con 1 cojinete - guía U
RUS Ролик с 1 подшипником с наружным кронштейном паз **U**

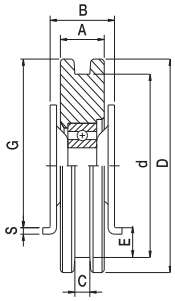

Articolo - Article		D	d	A	B	C	G	S	E	Tubolare LxHxS	Portata Capacity		
Riferimento - Reference		∅		mm		U	mm			mm	Kg x1	N°	Kg
820 PU	RT 80 20 UP	80	65	20	30	7	62	3	10	70x40x3	190	12	9,2
920 PU	RT 90 20 UP	90	75	20	30	7	71	3	11	80x40x3	220	12	12
1020 PU	RT 10 20 UP	100	85	20	30	7	82	3	10	90x40x3	240	12	15,4
1220 PU	RT 12 20 UP	120	105	20	30	7	99	3	12,5	110x40x3	270	8	15,5
1420 PU	RT 14 20 UP	140	125	20	30	7	116	3	16	120x40x3	310	4	10,8

I Ruote in C45 a 1 cuscinetto con supporto esterno - gola O

UK Wheels with outer support with one bearing - O groove
D Laufrollen mit Stützplatten und einem Lager - O Nut
F Roues à 1 roulement avec support externe - gorge O
E Ruedas con soporte externo con 1 cojinete - guía O
RUS Ролик с 1 подшипником с наружным кронштейном паз O

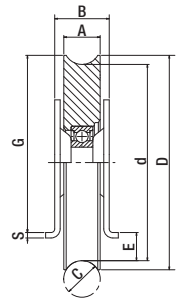

Compatibile con

NEWOMEGA | NEWOMEGA2 | FLOOR | HEAVY | IBBI | SISTEMA

Articolo - Article		D	d	A	B	C	G	S	E	Tubolare LxHxS	Portata Capacity		
Riferimento - Reference		∅		mm		O	mm			mm	Kg x1	N°	Kg
820 PO	RT 80 20 OP	80	68	20	30	20	62	3	6,5	70x40x3	190	12	9,2
1020 PO	RT 10 20 OP	100	88	20	30	20	82	3	8	90x40x3	240	12	15,4
1220 PO	RT 12 20 OP	120	108	20	30	20	97,5	3	15,5	110x40x3	270	8	15,5

I Ruote in C45 a 2 cuscinetti con supporto esterno - gola V

UK Wheels with outer support with two bearings - V groove
D Laufrollen mit Stützplatten und zwei Lagern - V Nut
F Roues à 2 roulements avec support externe - gorge V
E Ruedas con soporte externo con 2 cojinetes - guía V
RUS Ролик с 2 подшипниками с наружным кронштейном паз V

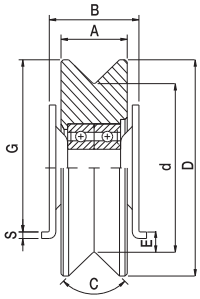

Compatibile con

ANGULA

	Articolo - Article		D	d	A	B	C	G	S	E	Tubolare LxHxS	Portata Capacity		
	Riferimento - Reference		∅		mm		V	mm			mm	x1	N°	
NEW	830 PV	RT 80 30 VP	80	60	30	42	96°	62	3	7	80x50x3	380	12	15,6
	1030 PV	RT 10 30 VP	100	80	30	42	96°	82	3	7	90x50x3	400	12	18,1
	1230 PV	RT 12 30 VP	120	100	30	42	96°	99	3	9,5	110x50x3	480	6	15,5
	1430 PV	RT 14 30 VP	140	120	30	42	96°	116	3	13	120x50x3	510	4	14,7

I Ruote in C45 a 2 cuscinetti con supporto esterno - gola U

UK Wheels with outer support with two bearings - U groove
D Laufrollen mit Stützplatten und zwei Lagern - U Nut
F Roues à 2 roulements avec support externe - gorge U
E Ruedas con soporte externo con 2 cojinetes - guía U
RUS Ролик с 2 подшипниками с наружным кронштейном паз ⊔

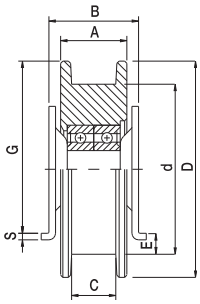

Articolo - Article		D	d	A	B	C	G	S	E	Tubolare LxHxS	Portata Capacity		
Riferimento - Reference		∅		mm		U	mm			mm	x1	N°	
1030 PU	RT 10 30 UP	100	80	30	41	21	82	3	6	90x50x3	400	12	18,1
1230 PU	RT 12 30 UP	120	98	30	41	21	99	3	8,5	110x50x3	480	6	15,5
1430 PU	RT 14 30 UP	140	118	30	41	21	116	3	12,5	120x50x3	510	4	14,7

I Ruote in C45 a 2 cuscinetti con supporto esterno - gola O per

UK Wheels with outer support with two bearings - O groove
D Laufrollen mit Stützplatten und zwei Lagern - O Nut
F Roues à 2 roulements avec support externe - gorge O
E Ruedas con soporte externo con 2 cojinetes - guía O
RUS Ролик с 2 подшипниками с наружным кронштейном паз O

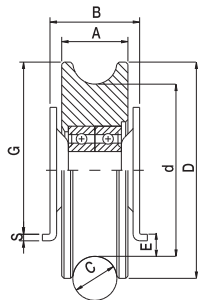

Compatibile con

NEWOMEGA | NEWOMEGA2 | FLOOR | HEAVY | IBBI | SISTEMA

Articolo - Article		D	d	A	B	C	G	S	E	Tubolare LxHxS	Portata Capacity		
Riferimento - Reference		∅		mm		O	mm			mm	x1	N°	
830 PO	RT 80 30 OP	80	61	30	42	21	62	3	7,5	80x50x3	350	12	15,6
1030 PO	RT 10 30 OP	100	81	30	42	21	82	3	7,5	90x50x3	400	12	18,1
1230 PO	RT 12 30 OP	120	101	30	42	21	99	3	10	110x50x3	480	6	15,5
1430 PO	RT 14 30 OP	140	121	30	42	21	116	3	15,5	120x50x3	510	4	14,7

Ruote in C45 a 1 cuscinetto con supporto chiuso - gola V per

UK Wheels with closed support and one bearing - V groove
D Laufrollen mit Stützplatten mit einem Lager - V Nut
F Roues à 1 roulement avec support fermé - gorge V
E Ruedas con soporte cerrado con 1 cojinete - guía V para soldar o atornillar
RUS Ролик с 1 подшипником с закрытым кронштейном паз **V**

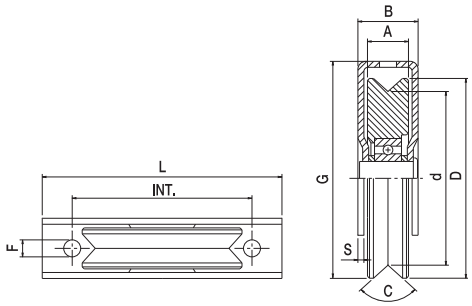

Compatibile con

ANGULA

Articolo - Article		D	d	A	B	C	G	S	L	Int. x F	Portata Capacity		
Riferimento - Reference		∅		mm		V	mm			mm	Kg x1	N°	Kg
518 PCV	RT 50 18 VC	50	39	18	25	96°	58,5	2,5	80	65 x ø8,5	80	30	9,8
618 PCV	RT 60 18 VC	60	49	18	25	96°	63,5	2,5	80	65 x ø8,5	100	30	12,2
820 PCV	RT 80 20 VC	78	65	20	36	96°	82	3	120	90 x ø9	160	10	9,5

Ruote in C45 a 1 cuscinetto con supporto chiuso - gola O

UK Wheels with closed support and one bearing - O groove
D Laufrollen mit Stützplatten mit einem Lager - O Nut
F Roues à 1 roulement avec support fermé - gorge O
E Ruedas con soporte cerrado con 1 cojinete - guía O para soldar o atornillar
RUS Ролик с 1 подшипником с закрытым кронштейном паз O

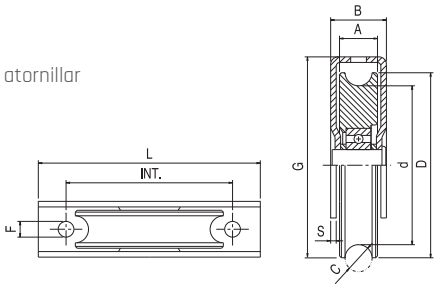

Compatibile con

NEWOMEGA | NEWOMEGA2 | FLOOR | HEAVY | IBBI | SISTEMA

Articolo - Article		D	d	A	B	C	G	S	L	Int. x F	Portata Capacity		
Riferimento - Reference		∅		mm		O	mm			mm	Kg x1	N°	Kg
827 PCO	RT 80 27 OC	80	62	26	36	21	82	3	120	90 x ø9	140	10	10,2

Ruote in C45 a 2 cuscinetti con supporto chiuso - gola V

UK Wheels with closed support with two bearings - V groove
D Laufrollen mit Stützplatten, zwei Lagern - V Nut
F Roues à 2 roulements avec support fermé - gorge V
E Ruedas con soporte cerrado con 2 cojinetes - guía V para soldar o atornillar
RUS Ролик с 2 подшипником с закрытым кронштейном паз **V**

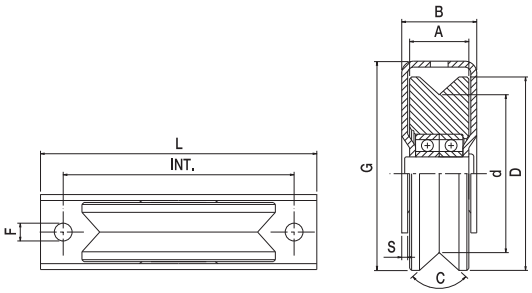

Compatibile con

ANGULA

Articolo - Article		D	d	A	B	C	G	S	L	Int. x F	Portata Capacity		
Riferimento - Reference		∅		mm		V	mm			mm	Kg x1	N°	Kg
1030 PCV	RT 10 30 VC	100	80	30	38	96°	106	3	140	108 x ø9	350	8	15,1

I Ruote in C45 a 2 cuscinetti con supporto chiuso - gola O

UK Wheels with closed support with two bearings - O groove
D Laufrollen mit Stützplatten, zwei Lagern - O Nut
F Roues à 2 roulements avec support fermé - gorge O
E Ruedas con soporte cerrado con 2 cojinetes - guía O para soldar o atornillar
RUS Ролик с 2 подшипником с закрытым кронштейном паз O

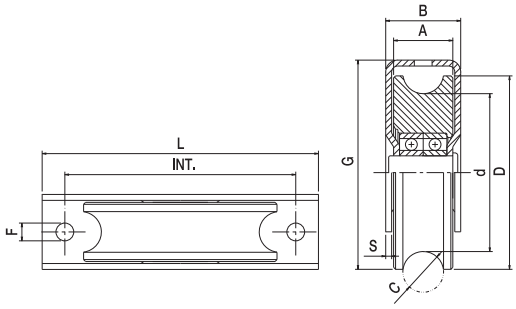

Compatibile con

NEWOMEGA | NEWOMEGA2 | FLOOR | HEAVY | IBBI | SISTEMA

Articolo - Article		D	d	A	B	C	G	S	L	Int. x F	Portata Capacity		
Riferimento - Reference		∅		mm		O	mm			mm	Kg x1	N°	Kg
1030 PCO	RT 10 30 OC	100	80	30	38	21	106	3	140	108 x ø9	350	8	15,1

I Ruote in C45 a 1 cuscinetto con supporto - gola V

UK Wheels with support one bearing - V groove
D 1-Drucklager Räder - V Nut
F Roues avec support à 1 roulement - gorge V
E Ruedas con un soporte formado por 1 rodaminento - guía V para atornillar
RUS Колесо с одним опорным подшипником паз V

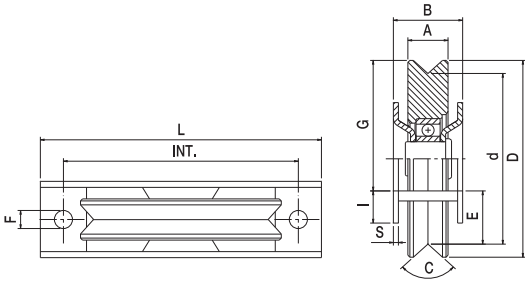

Compatibile con

ANGULA

Articolo - Article		D	d	A	B	C	G	I	E	S	L	Int. x F	Portata Capacity		
Riferimento - Reference		∅		mm		V	mm						Kg x1	N°	Kg
518 PSV	RT 50 18 VS	50	39	18	26	96°	34	11	11	2,5	100	80 x ø6	75	30	7,5
618 PSV	RT 60 18 VS	60	49	18	26	96°	38	11	15	2,5	100	80 x ø6	110	30	10,5
820 PSV	RT 80 20 VS	80	65	20	34	96°	59	11	17	2,5	140	117 x ø9	190	12	9
920 PSV	RT 90 20 VS	90	75	20	34	96°	64	11	22	2,5	140	117 x ø9	220	12	11
1020 PSV	RT 10 20 VS	100	85	20	34	96°	69	11	27	2,5	140	117 x ø9	240	10	12
1220 PSV	RT 12 20 VS	120	102	20	34	96°	84	17	27	3	186	150 x ø9	270	6	9

I Ruote in C45 a 1 cuscinetto con supporto - gola O

UK Wheels with support one bearing - O groove
D 1-Drucklager Räder - O Nut
F Roues avec support à 1 roulement - gorge O
E Ruedas con un soporte formado por 1 rodaminento - guía O para atornillar
RUS Колесо с одним опорным подшипником паз O

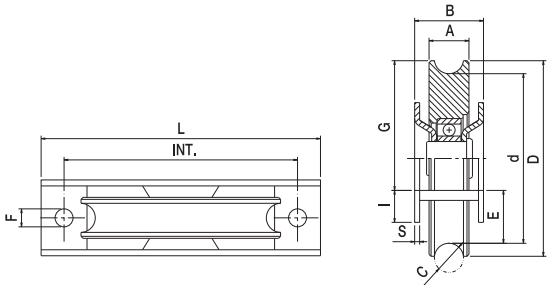

Compatibile con

NEWOMEGA | NEWOMEGA2 | FLOOR | HEAVY | IBBI | SISTEMA

Articolo - Article		D	d	A	B	C	G	I	E	S	L	Int. x F	Portata Capacity		
Riferimento - Reference		∅		mm		O	mm						Kg x1	N°	Kg
827 PSO	RT 80 27 OS	80	61	26	34	21	59	11	17	2,5	140	117 x ø9	190	12	10,2
927 PSO	RT 90 27 OS	90	71	26	34	21	64	11	22	2,5	140	117 x ø9	220	12	11,6
1027 PSO	RT 10 27 OS	100	81	26	34	21	69	11	27	2,5	140	117 x ø9	240	10	12,9
1226 PSO	RT 12 26 OS	120	101	26	34	21	88	14	21	3	186	150 x ø9	270	6	12,6

I Ruote in C45 a 2 cuscinetti con supporto - gola V

UK Wheels with 2 bearings support - V groove
D 2-Drucklager Räder - V Nut
F Route avec support à 2 roulements - gorge V
E Ruedas con soporte formado por 2 rodamientos - guía V para atornillar
RUS Колесо с одним опорным подшипником паз V

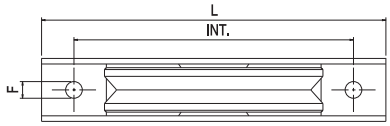

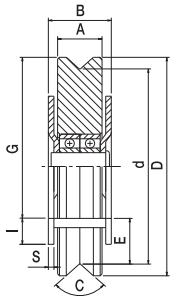

Compatibile con

ANGULA

Articolo - Article		D	d	A	B	C	G	I	E	S	L	Int. x F	Portata Capacity		
Riferimento - Reference		∅		mm		V	mm						x1	N°	
822 PSV	RT 80 22 VS	80	65	24	34	96°	58	12	13,5	2,5	140	117 x ø9	280	12	11,8
922 PSV	RT 90 22 VS	90	75	24	34	96°	63	12	18,5	2,5	140	117 x ø9	300	12	14,9
1022 PSV	RT 10 22 VS	100	85	24	34	96°	68	12	23,5	2,5	140	117 x ø9	340	10	14,3
1224 PSV	RT 12 24 VS	120	102	24	34	96°	88	14	22	3	185	151 x ø9	430	6	14

I Ruote in C45 a 2 cuscinetti con supporto - gola U

UK Wheels with 2 bearings support - U groove
D 2-Drucklager Räder - U Nut
F Route avec support à 2 roulements - gorge U
E Ruedas con soporte formado por 2 rodamientos - guía U para atornillar
RUS Колесо с двумя опорными подшипниками паз ⊔

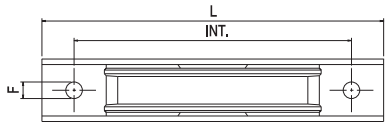

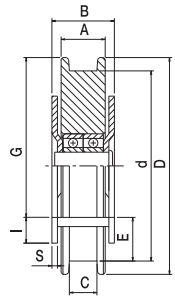

Articolo - Article		D	d	A	B	C	G	I	E	S	L	Int. x F	Portata Capacity		
Riferimento - Reference		∅		mm		U	mm						x1	N°	
822 PSU	RT 80 22 US	80	65	24	34	7	58	12	13,5	2,5	140	117 x ø9	280	12	12,7
922 PSU	RT 90 22 US	90	75	24	34	7	63	12	18,5	2,5	140	117 x ø9	300	12	14,5
1022 PSU	RT 10 22 US	100	85	24	34	7	68	12	23,5	2,5	140	117 x ø9	340	10	14,1
1224 PSU	RT 12 24 US	120	102	26	34	17	88	14	22	3	185	150 x ø9	430	6	12,9
1227 PSU	RT 12 27 US	120	102	26	34	20	88	14	22	3	185	151 x ø9	430	6	13,5

I Ruote in C45 a 2 cuscinetti con supporto - gola O

UK Wheels with 2 bearings support - O groove
D 2-Drucklager Räder - O Nut
F Route avec support à 2 roulements - gorge O
E Ruedas con soporte formado por 2 rodamientos - guía O para atornillar
RUS Колесо с двумя опорными подшипниками паз ○

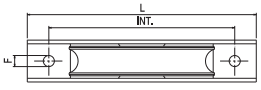

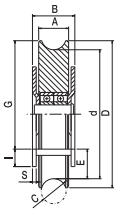

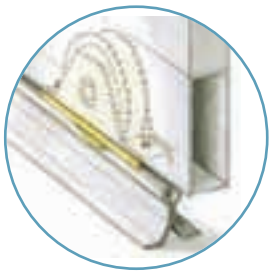

Compatibile con

NEWOMEGA | NEWOMEGA2 | FLOOR | HEAVY | IBBI | SISTEMA

Articolo - Article		D	d	A	B	C	G	I	E	S	L	Int. x F	Portata Capacity		
Riferimento - Reference		∅		mm		O	mm						x1	N°	
826 PSO	RT 80 26 OS	80	60	26	34	21	58	12	11	2,5	140	117 x ø9	280	12	11,2
926 PSO	RT 90 26 OS	90	70	26	34	21	63	12	16	2,5	140	117 x ø9	300	12	13,6
1026 PSO	RT 10 26 OS	100	80	26	34	21	68	12	21	2,5	140	117 x ø9	340	10	13,6
1227 PSO	RT 12 27 OS	120	100	26	34	21	88	14	21	3	185	151 x ø9	430	6	13,5

I Ruote in C45 a 2 cuscinetti con supporto saldato con perno ingrassatore - gola V

UK Wheels with welded 2 bearings support with lubricating pin - V groove

D 2-Drucklager Räder mit Fettpressestift - V Nut

F Roues avec support soudé à 2deux roulements inox avec pivot graisseur - gorge V

E Ruedas con soporte saldado a 2 rodamientos con pernio lubricador - guía V para atornillar

RUS Колесо с двумя приваренными опорными подшипниками и смазочным устройством оси паз **V**

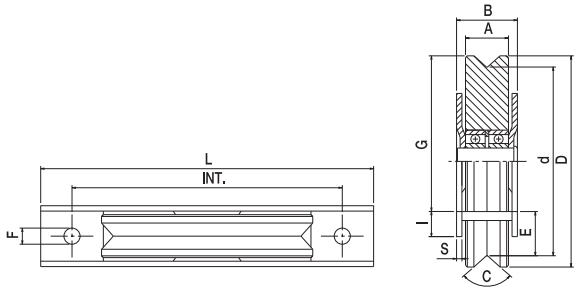

Compatibile con

ANGULA

Articolo - Article		D	d	A	B	C	G	I	E	S	L	Int. x F	Portata Capacity		
Riferimento - Reference		∅		mm		V	mm						x1	N°	
1430 PSV	RT 14 30 VI	140	120	30	44	96°	111	14	18	3	194	158 x ø9	460	4	14,5
1630 PSV	RT 16 30 VI	160	140	30	44	96°	125	22	24	3	261	226 x ø9	500	2	10,5
1830 PSV	RT 18 30 VI	180	160	30	44	96°	135	22	34	3	261	226 x ø9	580	2	12,5
2030 PSV	RT 20 30 VI	200	180	30	44	96°	145	22	44	3	261	226 x ø9	730	2	13

I Ruote in C45 a 2 cuscinetti con supporto saldato con perno ingrassatore - gola U

UK Wheels with welded 2 bearings support with lubricating pin - U groove

D 2-Drucklager Räder mit Fettpressestift - U Nut

F Roues avec support soudé à 2deux roulements inox avec pivot graisseur - gorge U

E Ruedas con soporte saldado a 2 rodamientos con pernio lubricador - guía U para atornillar

RUS Колесо с двумя приваренными опорными подшипниками и смазочным устройством оси паз ⊔

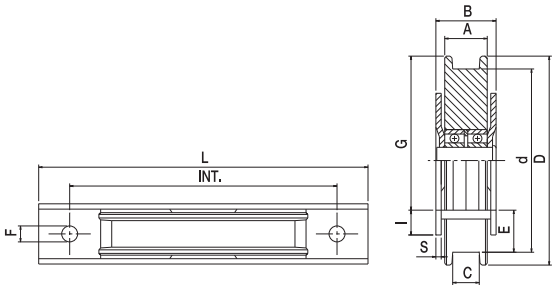

Articolo - Article		D	d	A	B	C	G	I	E	S	L	Int. x F	Portata Capacity		
Riferimento - Reference		∅		mm		U	mm						x1	N°	
1630 PSU	RT 16 30 UI	160	140	30	44	21	125	22	24	3	261	226 x ø9	500	2	10,5
1830 PSU	RT 18 30 UI	180	160	30	44	21	135	22	34	3	261	226 x ø9	580	2	12,5
2030 PSU	RT 20 30 UI	200	180	30	44	21	145	22	43	3	261	226 x ø9	730	2	13

I Ruote in C45 a 2 cuscinetti con supporto saldato con perno ingrassatore - gola O

UK Wheels with welded 2 bearings support with lubricating pin - O groove

D 2-Drucklager Räder mit Fettpressestift - O Nut

F Roues avec support soudé à 2deux roulements inox avec pivot graisseur - gorge O

E Ruedas con soporte saldado a 2 rodamientos con pernio lubricador - guía O para atornillar

RUS Колесо с двумя приваренными опорными подшипниками и смазочным устройством оси паз O

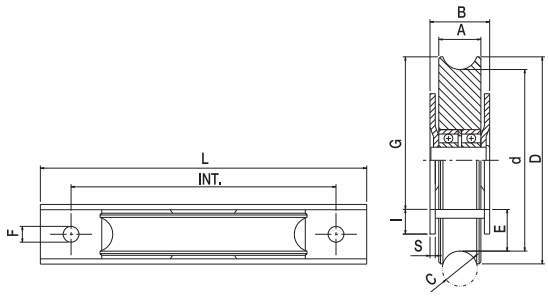

Compatibile con

NEWOMEGA | NEWOMEGA2 | FLOOR | HEAVY | IBBI | SISTEMA

Articolo - Article		D	d	A	B	C	G	I	E	S	L	Int. x F	Portata Capacity		
Riferimento - Reference		∅		mm		O	mm						x1	N°	
1430 PSO	RT 14 30 OI	140	121	30	44	21	97	14	32,5	3	194	158 x (15x9)	460	4	11
1630 PSO	RT 16 30 OI	160	140	30	44	21	125	22	24	3	261	226 x ø9	500	2	10,3
1830 PSO	RT 18 30 OI	180	160	30	44	21	135	22	34	3	261	226 x ø9	580	2	12,7
2030 PSO	RT 20 30 OI	200	180	30	44	21	145	22	44,5	3	261	226 x ø9	730	2	15

I Ruote in C45 con appoggio centrale a bilanciere per cancelli pesanti - gola V

UK Wheels with central support rocker arm for heavy gates - V groove
D Doppellaufrolle mit mittiger Auflage fuer schwere Tore - V Nut
F Roues à balancier avec appui central - gorge V (portail lourd)
E Ruedas especiales para puertas y cancelas muy pesadas con apoyo central balanceado - guía V
RUS Ролик двойной с центральной опорой для тяжелых ворот паз V

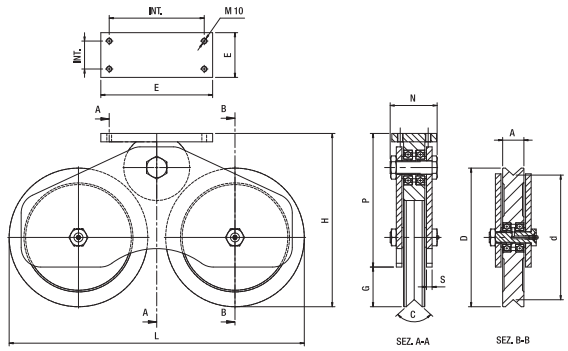

Articolo - Article		L	H	D	d	A	B	C	E	G	P	N	S	Interasse Wheelbase	Portata Capacity		
Riferimento - Reference		mm		∅		mm V			mm				x1	N°	Kg		Kg
RBI 160 V	RT 00 16 VB	426	200	160	133	38	64	96°	180x80	29	171	84	10	150x50	1000	1	21
RBI 200 V	RT 00 20 VB	485	285	200	173	38	64	96°	200x80	46	239	84	10	170x50	1300	1	34
RBI 250 V	RT 00 25 VB	528	310	250	223	38	64	96°	200x80	71	239	84	10	170x50	1800	1	37

I Ruote in C45 con appoggio centrale a bilanciere per cancelli pesanti - gola U

UK Wheels with central support rocker arm for heavy gates - U groove
D Doppellaufrolle mit mittiger Auflage fuer schwere Tore - U Nut
F Roues à balancier avec appui central - gorge U (portail lourd)
E Ruedas especiales para puertas y cancelas muy pesadas con apoyo central balanceado - guía U
RUS Ролик двойной с центральной опорой для тяжелых ворот паз U

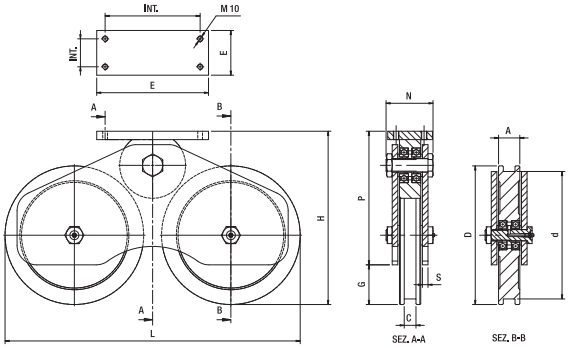

Articolo - Article		L	H	D	d	A	B	C	E	G	P	N	S	Interasse Wheelbase	Portata Capacity		
Riferimento - Reference		mm		∅		mm U			mm				x1	N°	Kg		Kg
RBI 160 U	RT 00 16 UB	426	200	160	138	38	64	21	180x80	29	171	84	10	150x50	1000	1	21
RBI 200 U	RT 00 20 UB	485	285	200	178	38	64	21	200x80	46	239	84	10	170x50	1300	1	34
RBI 250 U	RT 00 25 UB	528	310	250	228	38	64	21	200x80	71	239	84	10	170x50	1800	1	37

I Ruote in C45 con appoggio centrale a bilanciere per cancelli pesanti - gola O

UK Wheels with central support rocker arm for heavy gates - O groove
D Doppellaufrolle mit mittiger Auflage fuer schwere Tore - O Nut
F Roues à balancier avec appui central - gorge O (portail lourd)
E Ruedas especiales para puertas y cancelas muy pesadas con apoyo central balanceado - guía O
RUS Ролик двойной с центральной опорой для тяжелых ворот паз O

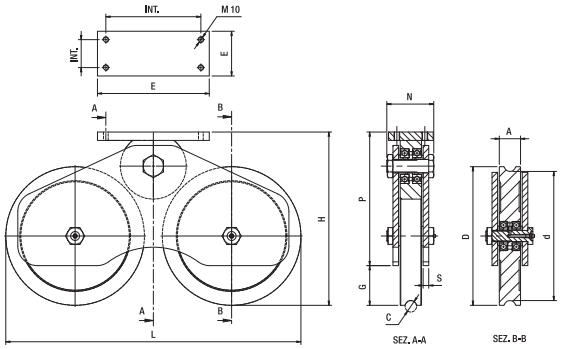

Compatibile con

NEW**OMEGA** NEW**OMEGA**2 **HEAVY**

Articolo - Article		L	H	D	d	A	B	C	E	G	P	N	S	Interasse Wheelbase	Portata Capacity		
Riferimento - Reference		mm		∅		mm O			mm				x1	N°	Kg		Kg
RBI 160 O	RT 00 16 OB	426	200	160	141	38	64	21	180x80	29	171	84	10	150x50	1000	1	21
RBI 200 O	RT 00 20 OB	485	285	200	181	38	64	21	200x80	46	239	84	10	170x50	1300	1	34
RBI 250 O	RT 00 25 OB	528	310	250	231	38	64	21	200x80	71	239	84	10	170x50	1800	1	37

I Ruota rivestita in materiale poliuretanico a 2 cuscinetti - gola V

UK Polyurethane coated wheel 2 bearings - V groove
D Polyurethan verkleidert. Rolle 2 - Lager - V Nut
F Roue revêtue polyuréthane 2 roulements - gorge V
E Rueda recubierta poliuretano 2 cojinetes - guía V
RUS Колесо, покрытое полиуретановым материалом на 2 подшипниках – V-образный желоб

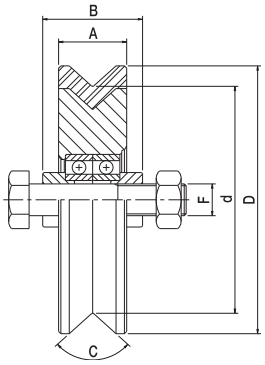

Compatibile con

ANGULA

Articolo - Article		D	d	A	B	C	F	Portata Capacity		
Riferimento - Reference		∅		mm		V	UNI	x1	N°	
1230 VN	RN 12 30 V2	120	100	30	44	96°	M 14X70	180	8	11,5

I Ruota rivestita in materiale poliuretanico a 2 cuscinetti - gola O

UK Polyurethane coated wheel 2 bearings - O groove
D Polyurethan verkleidert. Rolle 2 - Lager - O Nut
F Roue revêtue polyuréthane 2 roulements - gorge O
E Rueda recubierta poliuretano 2 cojinetes - guía O
RUS Колесо, покрытое полиуретановым материалом на 2 подшипниках - O-образный желоб

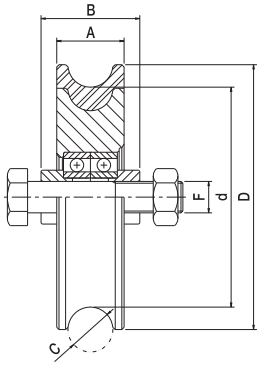

Compatibile con

NEWOMEGA | NEWOMEGA2 | FLOOR | HEAVY | IBBI | SISTEMA

Articolo - Article		D	d	A	B	C	F	Portata Capacity		
Riferimento - Reference		∅		mm		O	UNI	x1	N°	
1230 ON	RN 12 30 O2	120	100	30	44	21	M 14X70	210	8	11,5

I Ruota rivestita in materiale poliuretanico a 1 cuscinetto - gola V con supporto

UK Polyurethane coated wheel 1 bearing - V groove with support
D Polyurethan verkleidert. Rolle 1 - Lager - V Nut mit Stuetzplatten
F Roue revêtue polyuréthane 1 roulement - gorge V avec support
E Rueda con soporte recubierta poliuretano 1 cojinetes - guía V
RUS Колесо, покрытое полиуретановым материалом на 1 подшипнике - V-образный желоб с суппортом

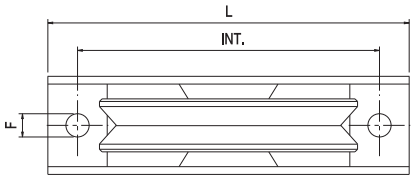

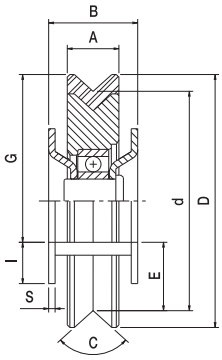

Compatibile con

ANGULA

Articolo - Article		D	d	A	B	C	G	I	E	S	Int. x F	Portata Capacity		
Riferimento - Reference		∅		mm		V	mm					x1	N°	
920 PSVN	RN 90 20 VS	90	75	20	32	96°	63	12	18,5	3	117 x ø9	150	12	9

I Ruota rivestita in materiale poliuretanico a 1 cuscinetto - gola O con supporto

UK Polyurethane coated wheel 1 bearing - O groove with support
D Polyurethan verkleidert. Rolle 1 - Lager - O Nut mit Stuetzplatten
F Roue revêtue polyuréthane 1 roulement - gorge O avec support
E Rueda con soporte recubierta poliuretano 1 cojinetes - guía O
RUS Колесо, покрытое полиуретановым материалом на 1 подшипнике - О-образный желоб с суппортом

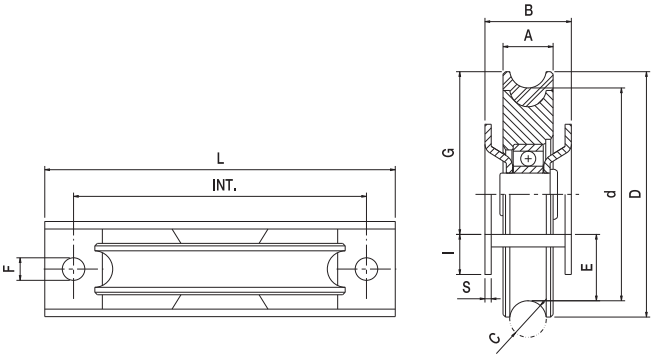

Compatibile con

NEWOMEGA | NEWOMEGA2 | FLOOR | HEAVY | IBBI | SISTEMA

Articolo - Article		D	d	A	B	C	G	I	E	S	Int. x F	Portata Capacity		
Riferimento - Reference		∅		mm		O	mm					x1	N°	
926 PSON	RN 90 26 OS	90	70	26	34	21	63	12	16	3	117 x ø9	150	12	9,7

I Ruote in C45 con supporto saldato regolabile in altezza - gola O

UK Wheels with welded support, adjustable in height - O groove
D Laufrollen mit Hoehenvestellbaren Geschweiss. Stuetzplatten - O Nut
F Roues avec support soudé réglable en hauteur - gorge O
E Ruedas con soporte soldado regulable en altura - guía O para atornillar
RUS Ролик с кронштейном под сварку регулируемый паз O

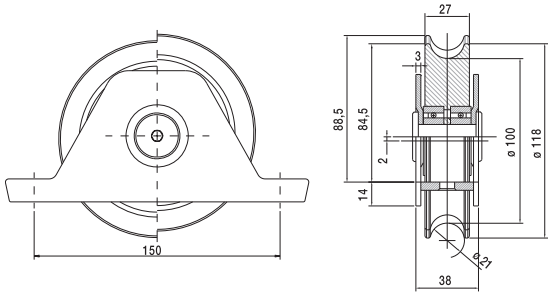

Compatibile con

NEWOMEGA | NEWOMEGA2 | FLOOR | HEAVY | IBBI | SISTEMA

Articolo - Article		Portata Capacity		
Riferimento - Reference		x1	N°	
1227 PSO R	RT 12 27 OR	350	6	13,8

I Carrucole in C45 senza cuscinetto per centine autocarri

UK Pulleys with out bearing for truck's rib
D Laufrollen ohne Lager, runde Nut, fuer Lkw Plane
F Poulies sans roulement
E Poleas sin cojinete para lona de camion
RUS Шкив без подшипника

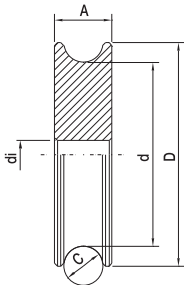

Articolo - Article		D	d	di	A	C		
Riferimento - Reference			∅		mm	O	N°	
515 OF 10	RO 50 15 00	50	35	10,2	15	10	60	10,6
618 OF 10	RO 60 18 05	60	45	10,2	18	10	30	9,2
618 OF 12	RO 60 18 06	60	45	12,2	18	10	30	8,8

Carrucole in C45 a 1 cuscinetto per centine autocarri

I Pulleys with one bearing for truck's rib
UK Laufrollen mit einem Lager, runde Nut, fuer Lkw Plane
D Poulies avec 1 roulement
F Poleas con 1 cojinete para lona de camion
E Шкив с 1 подшипником
RUS

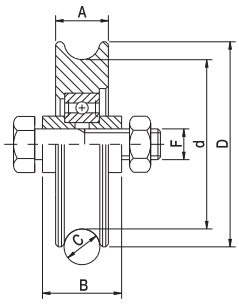

Articolo - Article		D	d	A	B	C	F		
Riferimento - Reference		∅		mm		O	UNI	N°	Kg
518 O	RT 50 18 01	50	35	18	24	10	M 10x45	30	7,1
618 O	RT 60 18 01	60	45	18	24	10	M 10x45	30	9,2
818 O	RT 80 18 01	80	65	18	24	10	M 12x50	20	11,7

Ruota in nylon ø 50 gola tonda d.12

I One bearing nylon wheel ø 50 round groove
UK 1 - Lager Nylon Rolle ø 50 runde Nut
D Roue nylon ø 50 à gorge ronde 1 roulement à billes
F Ruedas nylon ø 50 1 cojinete - guía O
E Ролик нейлоновый ∅50, с 1 подшипником паз O
RUS

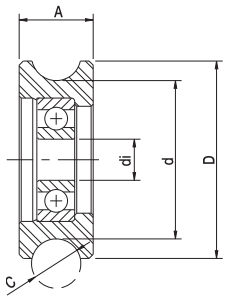

Articolo - Article		D	d	di	A	C	Portata Capacity		
Riferimento - Reference		∅		mm		∅	Kg x1	N°	Kg
518 ON	RP 50 18 01	50	38	10	18	12	55	30	2

Ruote in nylon ø 60 - gola V

I Nylon wheels ø 60 - V groove
UK Nylon Rolle, ø 60 mm - V Nut
D Roues en nylon, ø 60 - gorge V
F Ruedas nylon ø 60 - guía V
E Ролик нейлоновый ∅60 паз V
RUS

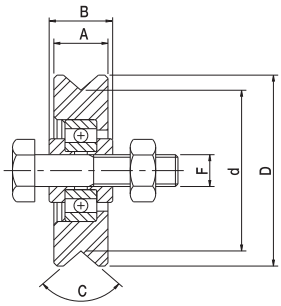

Articolo - Article		D	d	A	B	C	F	Portata Capacity		
Riferimento - Reference		∅		mm		V	UNI	Kg x1	N°	Kg
617 VN	RP 60 17 V2	60	50,5	17	20	96°	M 10X45	55	30	4,2

Carrucole in nylon per fune

- I Nylon pulleys for ropes
- UK Nylon Rolle fuer Seile
- D Poulie pour cable en nylon
- F Poleas nylon para cuerda
- E Шкив нейлоновый для троса
- RUS

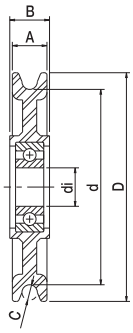

Articolo - Article		D	d	di	A	B	C		
Riferimento - Reference			∅		mm		∅	N°	Kg
813 NF 12	RP 80 13 00	80	66	12	13,5	15	6	70	5,5
813 NF 15	RP 80 13 01	80	66	15	13,5	15	6	70	5,5
913 NF 12	RP 90 13 00	90	76	12	13,5	15	6	70	6
913 NF 15	RP 90 13 01	90	76	15	13,5	15	6	70	6
1013 NF 12	RP 10 13 00	100	86	12	13,5	15	6	60	6,2
1013 NF 15	RP 10 13 01	100	86	15	13,5	15	6	60	6,2
1217 NF 12	RP 12 17 00	120	106	12	17	20	8	50	7
1217 NF 15	RP 12 17 01	120	106	15	17	20	8	50	7

Carrucole in acciaio per fune

- I Steel pulleys for ropes
- UK Stahlrollen fuer Seile
- D Poulie pour cable en acier
- F Poleas en acero para cuerda
- E Шкив стальной для троса
- RUS

- I Per la durata delle funi è importante l'arrotondamento all'entrata della gola
- UK For longer rope life the roundind at the top of both sides is important
- D Für die Lebensnsdauer der Laufrolle ist die Rundung am einlauf der Laufrille maßgebend
- F Pour donner plus de longevité aux cables nous arrondissons l'entrée de la gorge
- E Para la mayor duración de los cables redondeamos a la entrada de la garganta
- RUS Для увеличения срока службы роликов необходимо закругление на входе в направляющую канавку

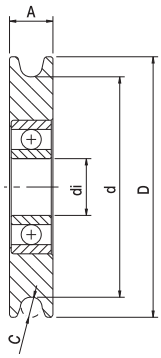

Articolo - Article		D	d	di	A	C		
Riferimento - Reference			∅		mm		N°	Kg
613	RT 60 13 00	60	46	17	13	6	50	8,3
813	RT 80 13 00	80	66	17	13	6	40	14,2
913	RT 90 13 00	90	76	17	13	6	30	14,4
1013	RT 10 13 00	100	86	17	13	6	20	13
1213	RT 12 13 00	120	106	17	13	6	20	18,9

Boccole per carrucole in acciaio per fune

- I Bushings for steel pulleys
- UK Lagerringe fuer Seilrollen
- D Axe pour poulie en acier
- F Casquillo de polea en acero
- E Ось стального шкива для троса
- RUS

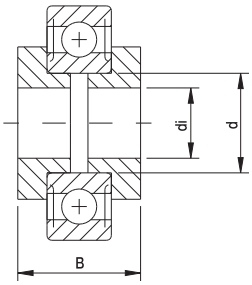

Articolo - Article		Abbinabile Combining	d	di	B
Riferimento - Reference		∅	∅		mm
BT 15	TT 15 01 0X	60/80/90/100/120	17	15	15
BT 17	TT 12 02 0X	60/80/90/100/120	17	12	17
BT 22	TT 12 05 0X	60/80/90/100/120	17	12	22

Arresto di fine corsa

- I Arresto di fine corsa
- UK Blocking stake
- D Torendanschlag
- F Verrou bloquant
- E Paro final de carrera
- RUS Тормоз для раздвижных ворот

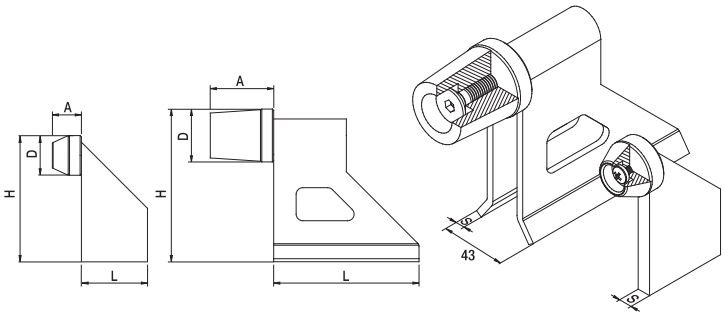

Articolo - Article		D	L	H	A	S		
Riferimento - Reference		∅	mm				N°	Kg
F 30 Z	FZ 30 95 S0	30	50	95	23	8	20	5,6
F 40 Z	FZ 40 12 S0	40	110	120	45	4	10	6,6

Tamponi in gomma

- I Tamponi in gomma
- UK Rubber stopper
- D Auswechselbarer Gummipuffer fuer Torendanschlag
- F Tampon de gomme
- E Tampones de gomma
- RUS Упор резиновый стопора F

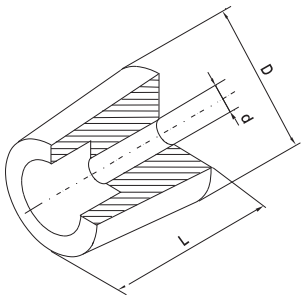

Articolo - Article		D	d	L		
Riferimento - Reference		∅		mm	N°	Kg
TP 30	FP 30 25 0X	30	5	25	150	2,6
TP 40	FP 40 40 0X	40	10	40	50	2,3
TP 50	FP 40 50 0X	40	10	50	50	3

Fermo di fine corsa con fissaggio a pavimento

- I Fermo di fine corsa con fissaggio a pavimento
- UK Floor travel stop
- D Torendanschlag mit Befestigungsplatte
- F Butée de fin de course à fixation au sol
- E Tope de final de carrera con fijación al suelo para atornillar
- RUS Стопор с креплением в пол

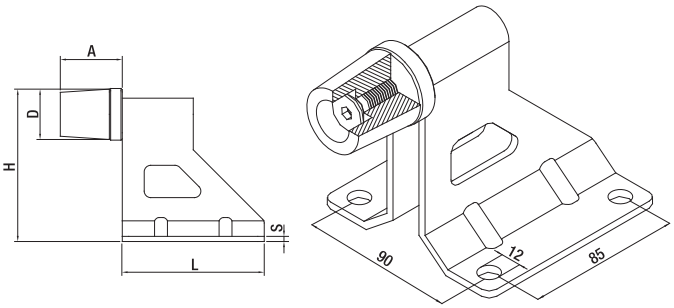

Articolo - Article		D	L	H	A	S		
Riferimento - Reference		∅	mm				N°	Kg
F 40 SZ	FZ 40 12 P0	40	110	120	45	4	5	4,4

Perni ingrassatori

I Perni ingrassatori
UK Lubricator pins
D Achse mit Schmiernippel
F Axes avec graisseur
E Pernio ingrassador
RUS Ось с масленкой

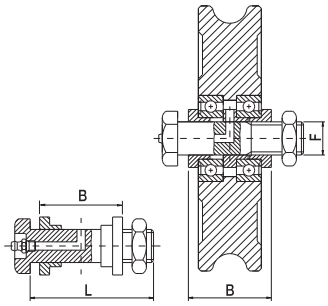

Per ruote art. 10030 I - 12030 I - 14030 I

Articolo - Article		B	FxL
Riferimento - Reference		**mm**	**UNI**
B1 - 40	IT 16 50 G0	34	M 16x50
B1 - 50	IT 16 60 G0	44	M 16x60
B1 - 60	IT 16 70 G0	54	M 16x70
B1 - 80	IT 16 90 G0	74	M 16x90
B1 - 100	IT 16 12 G0	94	M 16x120

Per ruote art. 16038 I - 18038 I - 20038 I - 25038 I

Articolo - Article		B	FxL
Riferimento - Reference		**mm**	**UNI**
B2 - 50	IT 20 60 G0	44	M 20x60
B2 - 60	IT 20 75 G0	54	M 20x75
B2 - 80	IT 20 90 G0	74	M 20x90
B2 - 100	IT 20 12 G0	94	M 20x120

rollingcenter.com

CREMAGLIERE

Racks

Zahnstangen

Crémaillère

Cremalleras

Зубчатые рейки

Cremagliere 22x22 grezze - zincate

- I 22x22 racks - black - galvanised
- UK Zahnstangen 22x22, in roh oder verzinkt
- D Crémaillère 22x22 - existe en noir - zinguée
- F Cremalleras 22x22 no cincadas - cincadas
- E Зубчатые рейки 22x22 необработанные или оцинкованные
- RUS

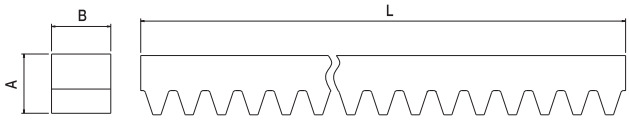

Art. 42

Art. 43

Articolo - Article		Finitura Coating	A	B	L	Modulo	Kg
Riferimento - Reference			mm				x1 PZ.
42	GG 22 22 00	Grezzo	22	22	ML2	4	6
43	GZ 22 22 00	Zincata	22	22	ML2	4	6

Cremagliere 22x22 zincate con fori attraverso i denti e di lato

- I 22x22 galvanised rack perforated through theet and on side
- UK Zahnstangen 22x22, verzinkt, vorgerichtet fuer seitliche Befestigung
- D Crémaillère 22x22 zinguée perforée
- F Cremalleras 22x22 cincadas con agujerostransversales y laterales
- E Зубчатые рейки 22x22 оцинкованные, подготовленные к боковому креплению
- RUS

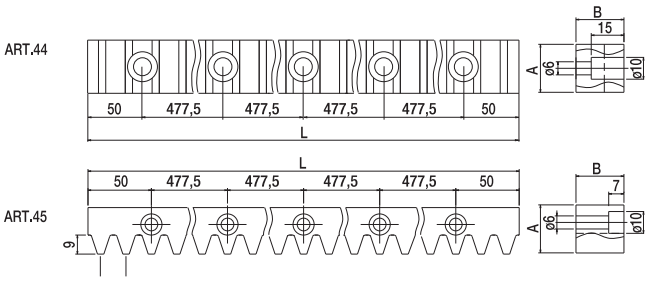

Art. 44

Art. 45

Articolo - Article		Finitura Coating	A	B	L	Modulo	Kg
Riferimento - Reference			mm				x1 PZ.
44	GZ 22 22 FS	Zincata	22	22	2010	4	5,8
45	GZ 22 22 FL	Zincata	22	22	2010	4	5,8

Cremagliera 30x12 zincata e asolata

- I 30x12 galvanised slotted
- UK 30x12, verzinkt mit Bohrungen
- D Crémaillère 30x12 zinguée perforée avec trous réglables
- F Cremallera 30x12 cincadas y perforada en ovalado para regular en altura
- E Зубчатые рейки 30x12 оцинкованные с отверстиями
- RUS

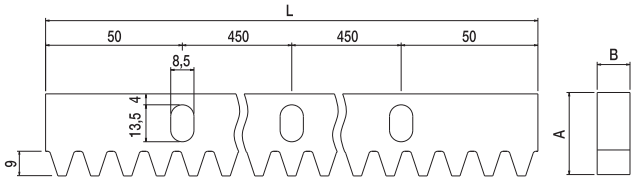

Articolo - Article		Finitura Coating	A	B	L	Modulo	Kg
Riferimento - Reference			mm				x1 PZ.
47	GZ 30 12 A0	Zincata	30	12	ML1	4	2,3
47/2	GZ 30 08 A0	Zincata	30	8	ML1	4	1,6

I Pioli di fissaggio a saldare e avvitare per cremagliera art. 47

UK Fixing staves for rack 47
D Befestigung zum schweissen oder schrauben fuer 47
F Fixation à souder ou à visser pour crémaillere 47
E Travesaño de fijación para cremallera 47 para soldar o atornillar
RUS Крепеж под сварку или винты

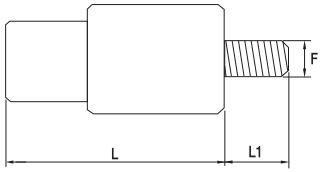

Art. 48
avvitare - to screw
schrauben - à visser
atornillar - atornillar
завинчивать

Art. 49
saldare - to weld
zum schweißen - à souder
soldar - soldar
под сварку

Articolo - Article		Descrizione Description	L	L1	F		
Riferimento - Reference			mm			N°	Kg
48	IZ 00 48 A0	Avvitare	25	10	M8	30	1,7
49	IZ 00 49 S0	Saldare	25	/	/	30	1,7

I Cremagliera in nylon 30x20 con asola e distanziali incorporati

UK 30x20 nylon slotted rack with spacers
D Zahnstangen aus Nylon, 30x20, mit Bohrungen
F Crémaillère nylon 30x20 avec boutonnière et épaisseur
E Cremallera de nylon 30x20 con agujeros y separados
RUS Зубчатые рейки из нейлона 30x20 с отверстиями и вмонтированной распорной втулкой

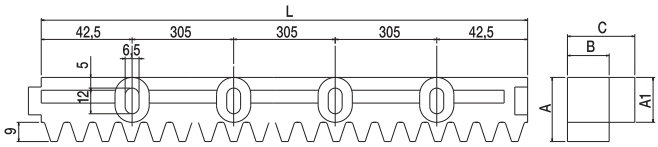

Articolo - Article		Materiale Material	A	A1	B	C	L	Modulo	Kg
Riferimento - Reference			mm						x1 PZ.
63/1	GP 30 20 A0	Nylon	30	21	20	32	ML1	4	0,5

I Cremagliera in nylon 30x20 con anima in acciaio con 4 attacchi asolati

UK Nylon rack with steel core 30x20 with 4 fastenings with holes
D Kunstoffzahnstange mit stahl 30x20 mit 4 befestingungs nit bohrungen
F Crémaillère nylon renfort acier 30x20 avec 4 attaches perforees
E Cremallera en nylon 30x20 con 4 junturas ojaladas (o enlaces) con alma en acero
RUS Зубчатые рейки из нейлона 30x20 с 4 креплениями с отверстиями и стальным сердечником

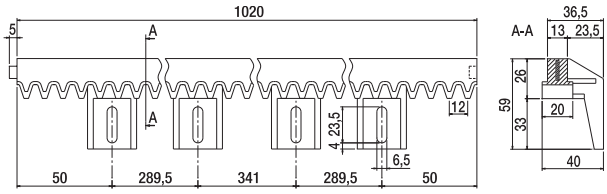

Articolo - Article		Materiale Material	L	Modulo	Kg
Riferimento - Reference			mm		x1 PZ.
63/4	GP 30 20 A1	Nylon	ML1	4	0,85

I Cremagliera in nylon 30x20 con 6 attacchi asolati con anima in acciaio

UK Nylon rack with steel core 30x20 with 6 fastenings with holes

D Kunstoffzahnstange mit stahl 30x20 mit 6 befestingungs nit bohrungen

F Crémaillère nylon renfort acier 30x20 avec 6 attaches perforees

E Cremallera en nylon 30x20 con 6 junturas ojaladas (o enlaces) con alma en acero

RUS Зубчатые рейки из нейлона 30x20 с 6 креплениями с отверстиями и стальным сердечником



Articolo - Article		Materiale Material	L	Modulo	Kg
Riferimento - Reference			**mm**		**x1 PZ.**
63/6	GP 30 20 A3	Nylon	ML1	4	1,35

rollingcenter.com

PIASTRE E RULLI GUIDA

Rollers guide
Führungsrollen
Plots de guidage
Placas y Rodillos
Роликовые направляющие

I Piastra con rulli guida piccola in conformità alla UNI EN ISO 13857

UK Plate with rollers small guide
D Führungseinheiten kleine Schienen
F Plaque de guidage petit modèle
E Placas con 4 rodillos guía pequena
RUS Суппорт и направляющие ролики низкие в сборе

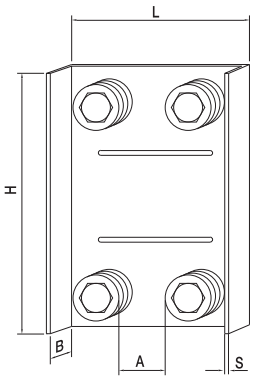

Articolo - Article		LxHxS	A min/max	B	Rulli			
Riferimento - Reference		mm			N°	Riferimento Reference	N°	Kg
2 RP	PZ 14 10 02	150x100x3	36/60	37	2	Art. BN 36	8	6,5
4 RP	PZ 14 20 04	150x200x3	36/60	37	4	Art. BN 36	4	6,1
2 RP P	PZ 14 10 P2	150x100x3	36/60	37	2	Art. BN 36	8	6,5
4 RP P	PZ 14 20 P4	150x200x3	36/60	37	4	Art. BN 36	4	6,1

I Piastra con rulli guida media e grande in conformità alla UNI EN ISO 13857

UK Plate with rollers medium and large guide
D Führungseinheiten mittel und groß
F Plaque de guidage réglable - moyenne et grande
E Placas regulables en altura con 4 rodillos guía mediana y grande
RUS Суппорт регулируемый и направляющие ролики средние и высокие в сборе

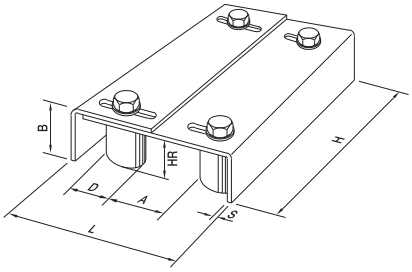

Articolo - Article		L	H	S	A min/max	B	Rulli D	Rulli HR		
Riferimento - Reference		mm					∅	mm	N°	Kg
4 RM	PZ 13 17 04	120÷160	220	3	35/53	58	30	40	4	8,7
4 RG	PZ 19 24 04	195÷245	350	4	55/105	68	40	40	4	21
4 RM P	PZ 13 17 P4	120÷160	220	3	35/53	58	30	40	4	8,7
4 RG P	PZ 19 24 P4	195÷245	350	4	55/105	68	40	40	4	21

I Piastre guida media e grande con 4 rulli regolabili zincata bianca

UK Medium or big hinge with plate and 4 adjustable whells white galvanised
D Verzinkte, weiße Platten mit mittlerer oder großer Führung mit 4 einstellbaren Rollen
F Plot de guidage blanc zingué moyen ou grand avec 4 roues à régler
E Planchas guía media y grande con 4 redobles regulables galvanización blanca
RUS Оцинкованные белые средние и крупные роликовые направляющие с 4 роликами регулируемые

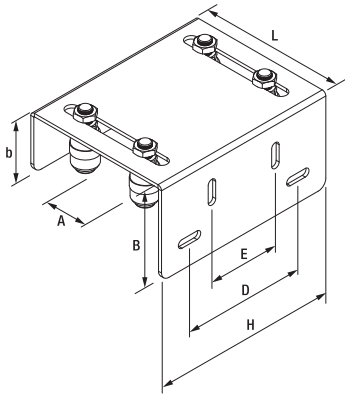

Articolo - Article		A min/max	b	B	Rulli	Alt. Rulli	Asole	E	D	H	L		
Riferimento - Reference		mm			∅	mm						N°	Kg
4 RM R	PZ 17 22 04	0 ÷ 90	70	110	30	40	30x10	85	145	220	175	4	11,2
4 RG R	PZ 23 30 04	0 ÷ 120	80	150	40	40	35x10	150	175	300	230	2	10,6
4 RM RP	PZ 17 22 P4	0 ÷ 90	70	110	30	40	30x10	85	145	220	175	4	11,2
4 RG RP	PZ 23 30 P4	0 ÷ 120	80	150	40	40	35x10	150	175	300	230	2	10,6

Piastra rulli guida da tassellare a muro

I Guide plate to be fixed to wall
UK Führungseinheiten am Wand zu befestigen
D Plaque guide à fixer au mur
F Placa regulable en altura con 2 rodillos para atornillar
E Суппорт с креплением к стене и направляющие ролики в сборе
RUS

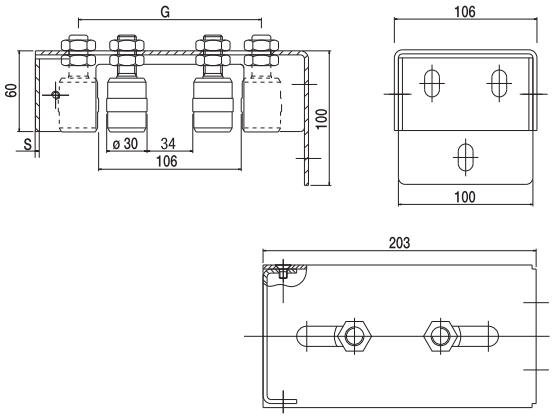

Articolo - Article		S	G min/max	Rulli			
Riferimento - Reference		mm		N°	Art.	N°	kg
2 RG Z	PZ 20 10 20	3	106/37	2	CN30	2	2,8

Piastra rulli regolabile per guida su cancello scorrevole

I Adjustable roller plate for side guide sliding gates
UK Verstellbare Rollenplatte für Führung auf Schiebetor
D Plaque avec rouleaux adaptables pour plot de guidage sur portail coulissant
F Rodillos de placa guía ajustables en la puerta corredera
E Регулируемая направляющая пластина с роликами для раздвижных ворот
RUS

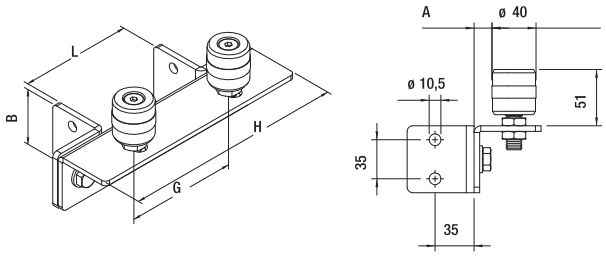

Articolo - Article		L	H	G	A	B	Rulli D	Rulli HR		
Riferimento - Reference		mm					∅	mm	N°	kg
2 RGG Z	PZ 60 24 02	78 - 112	240	120	8 ÷ 22	60	40	40	2	4,2

I Incontro superiore regolabile con rulli

UK Top adjustable meeting point with rollers
D Oberes verstellbares Torfangstück mit Rollen
F Butée supérieure réglable avec rouleaux
E Soporte de encuentro alto ajustable con rodillos
RUS Регулируемый верхний профиль с роликами

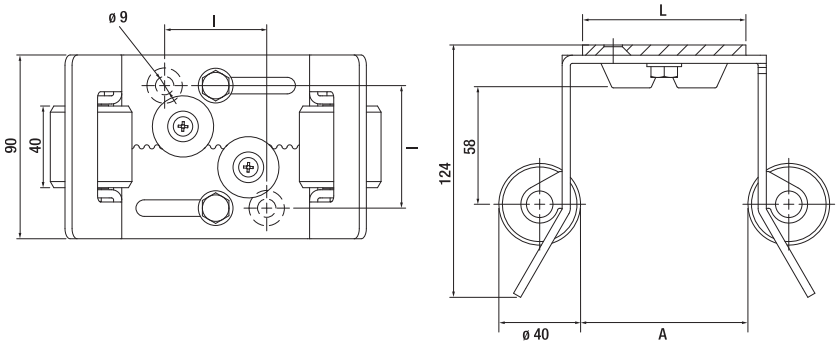

Articolo - Article		A	IxI	L		
Riferimento - Reference		mm			N°	Kg
50 RP	FT9060RS	40÷80	20x60	60	5	6
50 RS	FT9080RS	80÷150	50x60	80	5	6,6

I Incontro superiore regolabile per cancelli scorrevoli

UK Adjustable special guide for sliding gates
D Einstellbare Schiene für Führungsrolle, roh oder verzinkt
F Guide supérieur réglable pour porte coulissante
E Guía superior ajustable para portones correzidos
RUS Регулируемый профиль для роликовых направляющих

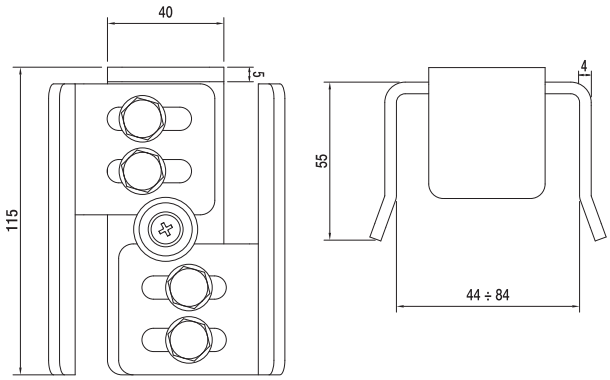

Articolo - Article			
Riferimento - Reference		N°	Kg
50 S	PT 10 40 50	5	3,6

Ruote in nylon piane con cuscinetto

- I Plain nylon wheels with bearing
- UK Nylonrolle mit Lager
- D Roue en nylon avec roulement
- F Ruedas nylon planas con cojinete
- E Ролик нейлоновый с подшипником
- RUS

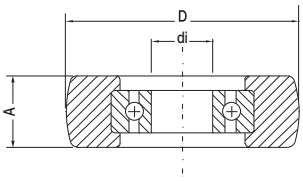

Articolo - Article		D	di	A		
Riferimento - Reference		∅		mm	N°	Kg
RN 33	RP 33 14 CX	33	10	14	150	3,6
RN 40	RP 40 15 CX	40	12	15	150	4,7
RN 48	RP 48 15 CX	48	12	15	100	4
RN 60	RP 60 19 CX	60	17	19	50	4,7
RN 65	RP 65 19 CX	65	17	19	50	5,3
RN 65 F 20	RP 65 19 1X	65	20	19	50	5,9
RN 70	RP 70 19 CX	70	17	19	50	5,8
RN 80	RP 80 23 CX	80	20	23	50	9
RN 80 F 25	RP 80 23 1X	80	25	23	30	6,5

Ruote in nylon piane con cuscinetto con perno filettato

- I Plain nylon wheels with bearing & threaded pin
- UK Nylonrolle mit Gewinbebolzen mit Lager
- D Roue en nylon avec roulement et axe fileté
- F Ruedas nylon planas con cojinete con tornillo fileteado
- E Ролик нейлоновый с подшипником и осью
- RUS

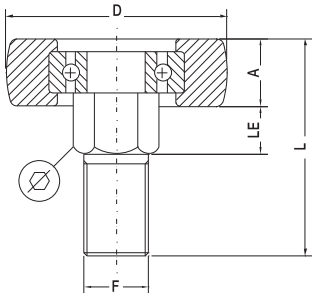

Articolo - Article		D	A	F	∅	LE	L		
Riferimento - Reference		∅	mm					N°	Kg
RNF 40	RP 40 15 F0	40	15	M 14x40	17	8	64	50	6,6
RNF 48	RP 48 15 F0	48	15	M 14x40	17	8	64	40	5,6
RNF 60	RP 60 19 F0	60	19	M 20x40	22	13	72	20	6,2
RNF 65	RP 65 19 F0	65	19	M 20x40	22	13	72	20	6,5
RNF 70	RP 70 19 F0	70	19	M 20x40	22	13	72	20	6,8
RNF 80	RP 80 23 F0	80	23	M 20x40	22	10	73	10	4,2

Ruote in nylon piane con cuscinetto e piastra

- I Plain nylon wheels with bearing and plate for special guides
- UK Führungsrollen aus Nylon mit Lager und Montageplatte
- D Roue en nylon avec roulement et plaque pour guide spécial
- F Rueda nylon plana con placa y cojinete
- E Ролик нейлоновый с осью и крепежной пластиной
- RUS

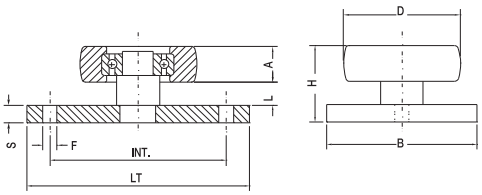

Articolo - Article		D	A	BxS	L	H	Int.xF	LT		
Riferimento - Reference		∅	mm					mm	N°	Kg
RNP 40	RP 40 15 P0	40	15	30x6	10	31	90x10	120	40	9,2
RNP 48	RP 48 15 P0	48	15	30x6	10	31	90x10	120	30	7,2
RNP 60	RP 60 19 P0	60	19	30x6	10	35	90x10	120	20	6,7
RNP 65	RP 65 19 P0	65	19	30x6	10	35	90x10	120	20	6,9
RNP 70	RP 70 19 P0	70	19	30x6	10	35	90x10	120	20	7,1
RNP 80	RP 80 23 P0	80	23	50x8	10	41	90x10	120	10	6,6

Rullo guida in nylon bombato

- (I) Convex nylon roller
- (UK) Ballige Führungsrollen aus Polyamid
- (D) Plot de guidage bombé
- (F) Rodillo de nylon abombado
- (E) Ролик нейлоновый выпуклый
- (RUS)

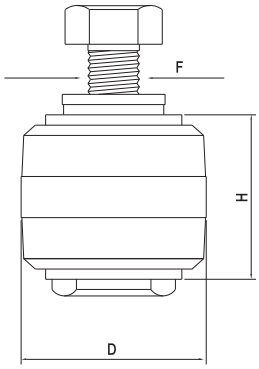

Articolo - Article		D	H	F		
Riferimento - Reference		∅	mm	UNI	N°	Kg
BN 36	UP 36 32 B0	36	32	M 10x20	50	6,4
BN 36 P	UP 36 32 BP	36	32	M 10x20	50	6,4

Rullo guida in nylon cilindrico

- (I) Cylindrical nylon roller
- (UK) Zylindrische Führungsrollen aus Polyamid
- (D) Plot de guidage en nylon cylindrique
- (F) Rodillos de nylon cilíndricos
- (E) Ролик нейлоновый цилиндрический
- (RUS)

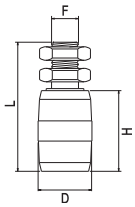

Articolo - Article		D	H	L	F		
Riferimento - Reference		∅	mm		UNI	N°	Kg
CN 25	UP 25 40 C0	25	40	71	M 14	50	6,7
CN 28	UP 28 40 C0	28	40	71	M 14	50	7
CN 30	UP 30 40 C0	30	40	71	M 14	50	7,2
CN 32	UP 32 40 C0	32	40	71	M 14	50	7,4
CN 40	UP 40 60 C0	40	60	96	M 20	20	7,7
CN 42	UP 42 60 C0	42	60	96	M 20	20	7,9
CN 40/M14	UP 40 40 C0	40	40	73	M 14	40	7
CN 4060/M14	UP 40 60 C1	40	60	94	M 14	20	7,4
CN 25 P	UP 25 40 CP	25	40	71	M 14	50	6,7
CN 28 P	UP 28 40 CP	28	40	71	M 14	50	7
CN 30 P	UP 30 40 CP	30	40	71	M 14	50	7,2
CN 32 P	UP 32 40 CP	32	40	71	M 14	50	7,4
CN 40 P	UP 40 60 CP	40	60	96	M 20	20	7,7
CN 42 P	UP 42 60 CP	42	60	96	M 20	20	7,9
CN 40 P/M14	UP 40 40 CP	40	40	73	M 14	40	7

Guida superiore per portoni scorrevoli grezza - zincata

- (I) Special giuide for sliding gates black or galvanised
- (UK) Schiene fuer Führungsrolle, roh oder verzinkt
- (D) Guide supérieur pour porte coulissante - existe en noir et zingué
- (F) Guía superior para portones correzidos non cincada y cincada
- (E) Направляющая верхняя для сдвижных ворот черная или оцинкованная
- (RUS)

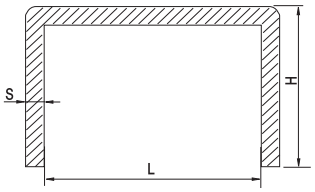

Articolo - Article		L	H	S	Descrizione Description	Fasci Sheafs	Kg
Riferimento - Reference		mm				ML	Kg
58/40G	BG 42 35 00	42	35	3	Grezzo da ML 6	120	312
58/40Z	BZ 42 35 00	42	35	3	Zincato da ML 6	120	312
58/48G	BG 50 35 00	50	35	3	Grezzo da ML 6	120	340
58/48Z	BZ 50 35 00	50	35	3	Zincato da ML 6	120	340
58/60G	BG 62 40 00	62	40	3	Grezzo da ML 6	120	400
58/60Z	BZ 62 40 00	62	40	3	Zincato da ML 6	120	400
58/65G	BG 67 40 00	67	40	3	Grezzo da ML 6	120	420
58/65Z	BZ 67 40 00	67	40	3	Zincato da ML 6	120	420
58/70G	BG 72 40 00	72	40	3	Grezzo da ML 6	120	438
58/70Z	BZ 72 40 00	72	40	3	Zincato da ML 6	120	438
58/80G	BG 82 45 00	82	45	3	Grezzo da ML 6	120	480
58/80Z	BZ 82 45 00	82	45	3	Zincato da ML 6	120	480

rollingcenter.com

ACCESSORI PER PORTONI

Accessories for sliding and folding doors

Zubehör fuer Falt - und Schiebetore

Accessoires pour portes coulissantes

Accesorios para puertas correderas

Аксессуары для ворот

A



GIPI4RP/Z
GIPI4R/Z

B

CA 4RPD/RNPD
CA 4RD/RND
P16/...
P20/...

C

34 / ...
39 P/G
32 P/G

D

ALPHA
66
66 DX/SX

J

CRN1
CRN1 PIANA
CRN1A
CRN1A PIANA
CRN1AC

K



187
85/V
85/
86

L

CRN3 ARRP
CRN3 GA

M

35 F41
35 F...

E

CRN4 ARRP
CRN4 GA

F

M20
M20P
M25C
30
30F

G

83

H

36/95/97
DX/SX

I



79/80
81/82

N

75

O

M 25 L
M 30 L

P

37/54/55

150

151

152/25-30

Q

69/1

A

70 P/G/M
71 Z

B

GIPI4RP/Z
GIPI4R/Z

C

CA 4RP/RPN
CA 4RPD/RNPD
CA 4RD/RND
P16/...
P20/...

D

34 / ...
39 P/G
32 P/G

E

78
78S

F

73/74 DX/SX

N

CRN4P
CRN4
CRN4AP
CRN4A

O

84

P



CRN2AC PIANA
CRN2AC
CRN2P
CRN2
CRN2AP
CRN2A

Q

187
85/V
85/O
86

R



150
151
37/54/55
152/25-30

G

ALPHA
66
66 DX/SX

H

M20
M20P
M25C
30
30F

I

83

J

36/95/97
DX/SX

K

79/80
81/82

L

F51P/G/M

M

38/30
38/40

S

75

T

M 25 L
M 30 L

U

CRN1AC PIANA
CRN1AC
CRN1P
CRN1
CRN1AP
CRN1A

V

CRN3AC PIANA
CRN3AC
CRN3P
CRN3
CRN3AP
CRN3A

W

CRN5P
CRN5
CRN5AP
CRN5A

Z

69/1

A

68

B

1224 PSV
1227 PSO

C

RNP 40
RNP 48
RNP 60
RNP 65
RNP 70
RNP 80

D

ALPHA
66
66 DX/SX

J

P 83

K

NEW OMEGA

SISTEMA
IBBI

FLOOR Z6

ANGULA Z

E

58/40 Z-G
58/48 Z-L
58/...

F

M20
M20P
M25C
30
30F

G

83

H

36/95/97
DX/SX

I

79/80
81/82

L

75

M

M 25 L
M 30 L

N

37/54/55

150

151

152/25-30

O

84

Maniglie dritte con piastra tropicalizzata e verniciata

- I Straight handles with plate
- UK Griffe mit Platte
- D Poignée droite avec plaque
- F Manilla recta para atornillar
- E Ручка прямая с крепежными пластинами
- RUS

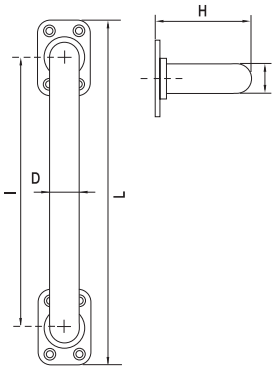

Articolo - Article		D	I	H	L		
Riferimento - Reference		∅	mm			N°	Kg
M 20 P	MN 00 20 OP	20	180	66	230	20	5,2
M 20 PR	MN 00 20 RP	20	180	47	230	20	4,9
M 28 P	MN 00 28 OP	28	280	82	345	10	5,9
M 28 PR	MN 00 28 RP	28	280	59	345	10	5,1

Maniglie a 45° con piastra tropicalizzata e verniciata

- I 45° handles with plate
- UK Griffe 45° mit Platte
- D Poignée à 45° avec plaque
- F Manilla a 45° con placa para atornillar
- E Ручка под 45° с крепежными пластинами
- RUS

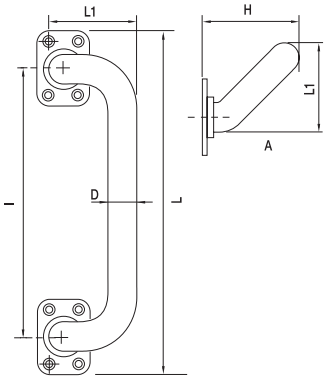

Articolo - Article		D	I	H	L	L1		
Riferimento - Reference		∅	mm				N°	Kg
M 20 P 45	MN 45 20 OP	20	180	66	230	75	10	3,6
M 28 P 45	MN 45 28 OP	28	280	85	345	110	10	7,6

Maniglie a 90° con piastra tropicalizzata e verniciata

- I 90° handles with plate
- UK Griffe 90° mit Platte
- D Poignée à 90° avec plaque
- F Manilla a 90° con placa para atornillar
- E Ручка под 90° с крепежными пластинами
- RUS

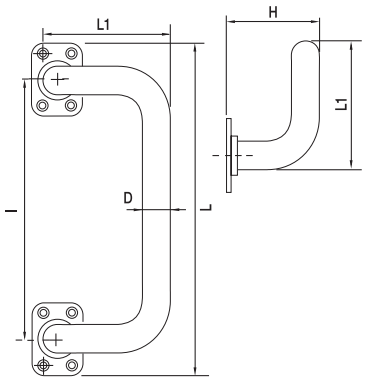

Articolo - Article		D	I	H	L	L1		
Riferimento - Reference		∅	mm				N°	Kg
M 20 P 90	MN 90 20 OP	20	180	66	230	90	10	4,2
M 28 P 90	MN 90 28 OP	28	280	82	345	135	5	4,6

Maniglie dritte con boccole tropicalizzate e verniciate

- I Straight handles with bushings
- UK Griffe mit Buchse
- D Poignée droite avec vis
- F Manilla recta con casquillos
- E Ручка прямая под винт
- RUS

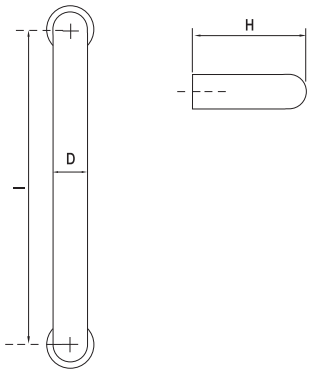

Articolo - Article		D	I	H	F		
Riferimento - Reference		∅	mm			N°	Kg
M 20 B	MN 00 20 0B	20	180	62	M8	20	4,3
M 28 B	MN 00 28 0B	28	280	78	M8	10	4,5

Maniglie a 45° con boccole tropicalizzate e verniciate

- I 45° handles with bushings
- UK Griffe 45° mit Buchse
- D Poignée à 45° avec vis
- F Manilla a 45° con casquillos
- E Ручка под 45° под винт
- RUS

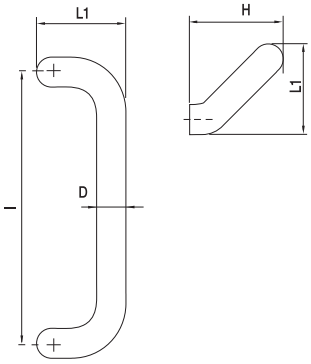

Articolo - Article		D	I	H	L1	F		
Riferimento - Reference		∅	mm				N°	Kg
M 20 B 45	MN 45 20 0B	20	180	62	75	M8	20	5,8
M 28 B 45	MN 45 28 0B	28	280	78	110	M8	10	6,9

Maniglie a 90° con boccole tropicalizzate e verniciate

- I 90° handles with bushings
- UK Griffe 90° mit Buchse
- D Poignée à 90° avec vis
- F Manilla a 90° con casquillos
- E Ручка под 90° под винт
- RUS

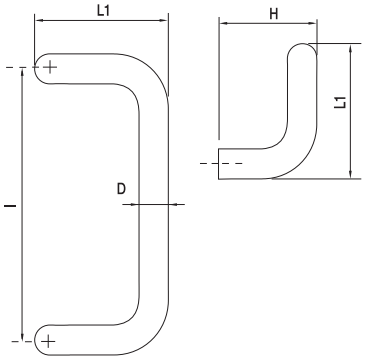

Articolo - Article		D	I	H	L1	F		
Riferimento - Reference		∅	mm				N°	Kg
M 20 B 90	MN 90 20 0B	20	180	62	90	M8	20	6,9
M 28 B 90	MN 90 28 0B	28	280	78	135	M8	10	7,6

I MANILA a trascinamento, impiegata nei portoni scorrevoli

UK MANILA drag-grip, to be used for sliding doors
D Druckgriff MANILA zur Verwendrung bei Schiebetüren
F MANILA à tirer, utilisée pour les portails coulissants
E MANILA a arrastar, que se utilizarà para puertas correderas
RUS Рукоятка для транспортирования, используемая при раздвижных дверях

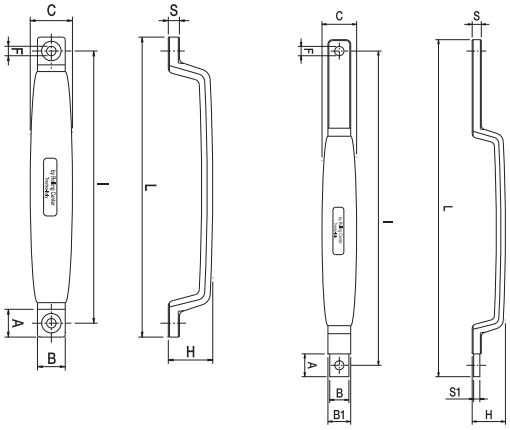

Articolo - Article		L	i	H	S	S1	F	A	B	B1	C		
Riferimento - Reference		mm										N°	kg
M 25 C	MN 25 27 00	270	245	40	10	-	8,5	25	25	-	38	10	2,3
M 25 L	MN 25 37 00	370	345	36,5	10	6,8	10,2	25	21	25	38	10	3
M 30 L	MN 30 37 00	370	345	36,5	10	6,8	10,2	25	26	30	38	10	3

I Maniglia ad incasso per portoni

UK Embedded handle
D Einlegegriff fuer Falt-Tueren
F Poignée à encastrer
E Manilla a empotrar
RUS Ручка “утопленная” для ворот

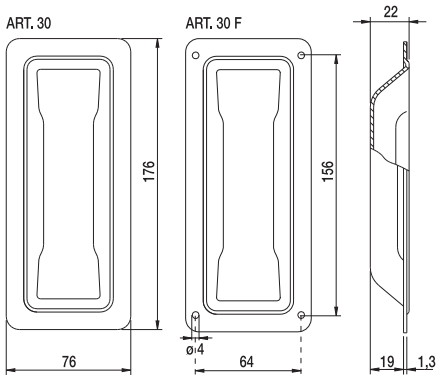

Articolo - Article			
Riferimento - Reference		N°	kg
30	MZ 17 75 00	40	7,2
30 F	MZ 17 75 F0	40	7,2

I Maniglia in nylon

UK Straight nylon handle
D Nylon Griffe
F Poignée en nylon
E Manilla de nylon
RUS Ручка нейлоновая

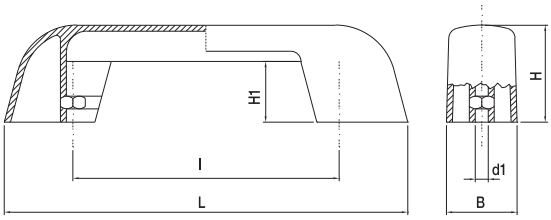

Articolo - Article		B	L	H	H1	I	d1		
Riferimento - Reference		mm						N°	kg
57	MP 34 20 00	34	200	48	30	130	M 8	20	2,7



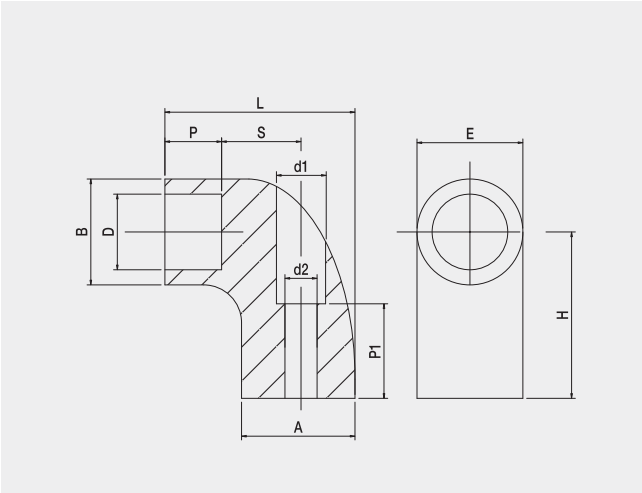

VUOI CREARTI LA TUA MANIGLIA SU MISURA?

Componi il terminale con i tuoi profili tagliati su misura

Articolo - Article		D	d1	d2	A	B	E	H	L	P	P1	S		
Riferimento - Reference		∅			mm							N°		Kg
M 20 C	MP 00 20 56	20	13	8,5	30	28	28	42	50	15	25	21	20	1
M 30 C	MP 00 30 81	30	17	10,5	44	42	42	60	75	22	40	32	20	1,5

I Terminale in nylon rinforzato per maniglie componibili

UK Stiffened nylon leg for modular handles

D Verstärkte Nylon Endansclag für zusammensetzbare Griffe

F Poignée droite avec visButé en nylon renforcé pour poignées

E Terminal en nylon reforzado para tiradores componibles

RUS Усиленная опора из нейлона для модульной ручки

I Cerniere in acciaio grandi, perno ø 20, a 2 ali di mezzeria per portoni a libro

UK Large steel hinge, pin ø 20, for folding doors with two centre-line wings
D 2 - Flügel - Scharnier (mitte), ø 20 Stift
F Charnière centrale à 2 côtés, axe ø 20
E Bisagra central grande en acero, pierno ø 20, con 2 alas para puertas plegables con eje
RUS Петля центральная двойная большая

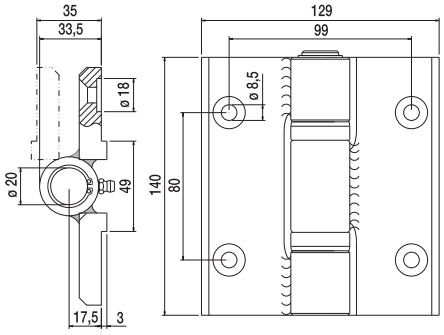

Tipo Type	Articolo - Article		Portata Capacity		
	Riferimento - Reference		x1	N°	
	CRN 1	ET 00 14 1M	200	15	32,8
	CRN 1 PIANA	ET 00 14 11	200	15	31,8

I Cerniere in acciaio grandi, perno ø 20, a 2 ali inferiori c/cusc. ø 40

UK Hinge with two lower wings bearing ø 40, pin ø 20
D 2 - Flügel - Scharnier (unten) mit Lager ø 40, ø 20 Stift
F Charnière inférieure à 2 côtés avec roulement ø 40, axe ø 20
E Bisagra inferior grande en acero con cojinetes ø 40 con eje, pierno ø 20
RUS Петля нижняя двойная с подшипником ⌀40 большая

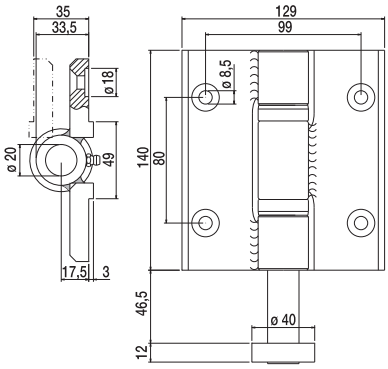

Tipo Type	Articolo - Article		Portata Capacity		
	Riferimento - Reference		x1	N°	
	CRN 2	ET 00 14 2I	200	15	36
	CRN 2 PIANA	ET 00 14 21	200	15	34,8

I Cerniere in acciaio grandi di testa, perno ø 20, a 1 ala inferiore c/cusc. ø 40

UK Hinge head with one lower wing bearing ø 40, pin ø 20
D 2 - Flügel - Scharnier (unten) mit Lager ø 40, ø 20 Stift
F Charnière inférieure à 1 côté avec roulement ø 40, axe ø 20
E Bisagra inferior grande lateral en acero con 1 ala y eje ø 40, pierno ø 20
RUS Петля нижняя одинарная с подшипником ⌀40 большая

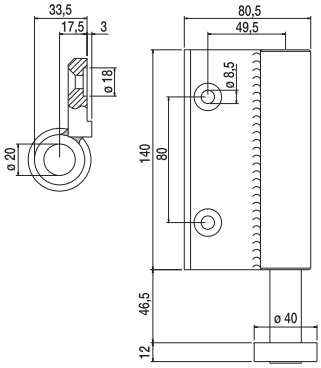

Tipo Type	Articolo - Article		Portata Capacity		
	Riferimento - Reference		x1	N°	
	CRN 3	ET 00 14 3I	200	15	26,5
	CRN 3 PIANA	ET 00 14 31	200	15	26

I Cerniere in acciaio grandi di testa a 1 ala superiore

UK Hinge head with one upper wing
D Flügel Kopfscharnier (oben)
F Charnière supérieure à 1 côté
E Bisagra lateral grande en acero con 1 ala
RUS Петля верхняя одинарная для оси тележки большая

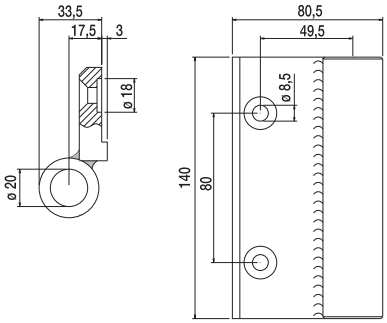

Tipo Type	Articolo - Article		Portata Capacity		
	Riferimento - Reference		x1	N°	
	CRN 4	ET 00 14 4S	200	15	18,2
	CRN 4 PIANA	ET 00 14 41	200	15	17,9

I Cerniere in acciaio grandi a 2 ali superiori, senza perno, per portoni a libro

UK Hinge with two upper wings without pin
D 2 - Flügel Scharnier (oben) ohne Bolzen
F Charnière supérieure à 2 côtés sans axe
E Bisagra superior grande en acero con 2 alas
RUS Петля верхняя двойная без оси большая

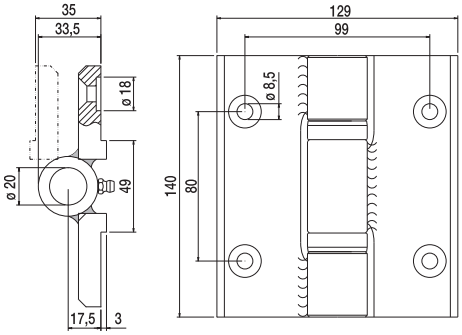

Tipo Type	Articolo - Article		Portata Capacity		
	Riferimento - Reference		x1	N°	
	CRN 5	ET 00 14 5S	200	15	27,5
	CRN 5 PIANA	ET 00 14 51	200	15	26,5

I Cerniere in acciaio grandi, perno ø 20, a 2 ali di mezzeria per ante simmetriche su portoni a libro

UK Hinge with two middle wings bearing ø 20, pin ø 20

D 2 - Flügel - Scharnier (mitte) mit Lager ø 40, ø 20 Stift

F Charnière inférieure à 2 côtés avec roulement ø 40, axe ø 20

E Bisagra inferior grande en acero con cojinetes ø 40 con eje, pierno ø 20

RUS Шарнир из стали большой, ось ø 20, с двумя осевыми крыльями для ворот в форме книжки

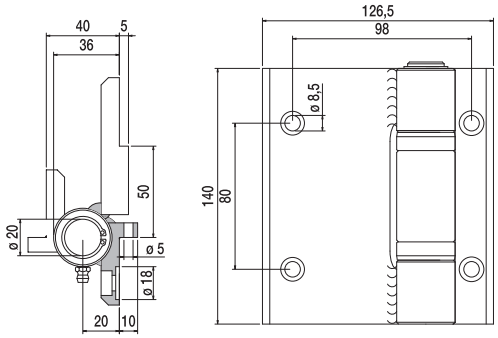

Tipo Type	Articolo - Article		Portata Capacity		
	Riferimento - Reference		x1	N°	
	CRN 1 S	ET A0 14 1M	200	15	36

I Cerniere in acciaio grandi, perno ø 20, a 2 ali inferiori per ante simmetriche c/cusc. ø 40

UK Hinge with two lower wings bearing ø 40, pin ø 20

D 2 - Flügel - Scharnier (unten) mit Lager ø 40, ø 20 Stift

F Charnières centrales en acier, axe ø 20, à 2 côtés inférieurs pour portes symétriques ø 40

E Bisagras en acero grandes, pernio ø 20, a 2 alas inferiores para antas simétricas c/cusc. ø 40

RUS Шарнир из стали большой, ось ø 20, с двумя нижними крыльями для ворот с подшипником ø 40

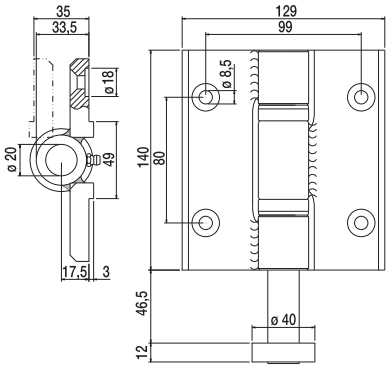

Tipo Type	Articolo - Article		Portata Capacity		
	Riferimento - Reference		x1	N°	
	CRN 2	ET 00 14 2I	200	15	36

I Cerniere in acciaio grandi di testa, perno ø 20, a 1 ala inferiore per ante simmetriche c/cusc. ø 40

UK Hinge head with one lower wing bearing ø 40, pin ø 20

D 2 - Flügel - Scharnier (unten) mit Lager ø 40, ø 20 Stift

F Charnière inférieure à 1 côté avec roulement ø 40, axe ø 20

E Bisagra inferior grande lateral en acero con 1 ala y eje ø 40, pierno ø 20

RUS Головка большого стального шарнира, ось ø 20, с одним нижним крылом для ворот с подшипником ø 40

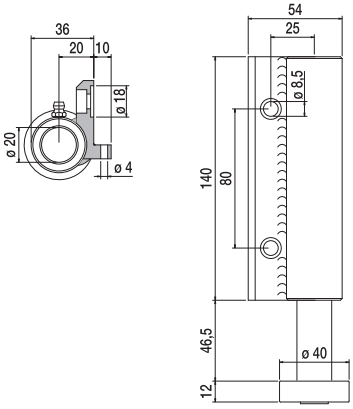

Tipo Type	Articolo - Article		Portata Capacity	Finitura Finishing		
	Riferimento - Reference		x1		N°	
NEW	CRN 3 S	ET AP 14 3I	200	Tropicalizzata	15	26,3
	CRN 3 SV	EN AP 14 3I	200	Verniciata nera	15	26,3

I Cerniere in acciaio grandi di testa a 1 ala superiore per ante simmetriche

UK Hinge head with one upper wing
D Flügel Kopfscharnier (oben)
F Charnière supérieure à 1 côté
E Bisagra lateral grande en acero con 1 ala
RUS Головка большого стального шарнира с одним верхним крылом

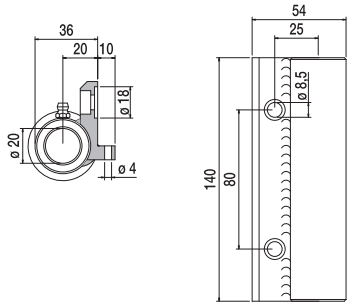

Tipo Type	Articolo - Article		Portata Capacity	Finitura Finishing		
	Riferimento - Reference		x1		N°	
NEW	CRN 4 S	ET AP 14 4I	200	Tropicalizzata	15	15
	CRN 4 SV	EN AP 14 4S	200	Verniciata nera	15	15

I Cerniere in acciaio grandi a 2 ali superiori, senza perno, per ante simmetriche su portoni a libro

UK Hinge with two upper wings without pin
D 2 - Flügel Scharnier (oben) ohne Bolzen
F Charnière supérieure à 2 côtés sans axe
E Bisagra superior grande en acero con 2 alas
RUS Шарнир из стали большой с двумя верхними крыльями, без оси, для ворот в форме книжки

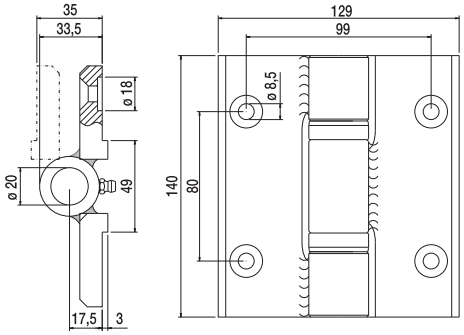

Tipo Type	Articolo - Article		Portata Capacity		
	Riferimento - Reference		x1	N°	
	CRN 5	ET 00 14 5S	200	15	27,5

I Cerniere in acciaio grandi a 2 ali superiori, con perno, per ante simmetriche su portoni a libro

UK Hinge with two upper wings without pin
D 2 - Flügel Scharnier (oben) ohne Bolzen
F Charnière supérieure à 2 côtés sans axe
E Bisagra superior grande en acero con 2 alas
RUS Шарнир из стали большой с двумя верхними крыльями, без оси, для ворот в форме книжки

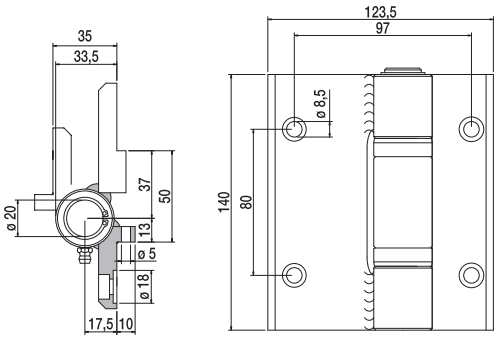

Tipo Type	Articolo - Article		Portata Capacity		
	Riferimento - Reference		x1	N°	
	CRN 5 S	ET AP 14 5I	200	15	34,5



I Esempio di portone con ante uguali di larghezza costante

UK Example of gates with symmetrical constant breadth wings

D Beispiel von Tür mit symmetrischen Flügeln, konstanter Breite

F Exemple de porte a côtes egaux et largeur constante

E Ejemplo de portón con antas iguales de anchura constante

RUS Образец ворот с симметричными створками постоянной ширины

I Cerniere in acciaio piccole, perno ø 16, a 2 ali di mezzeria per portoni a libro

UK Small steel hinge, pin ø 16, for folding doors with two centre-line wings
D 2 - Flügel - Scharnier (mitte), ø 16 Stift
F Charnière centrale à 2 côtés en acier - petit modèle, axe ø 16
E Bisagra central en acero con 2 alas, pierno ø 16
RUS Петля центральная двойная стальная малая

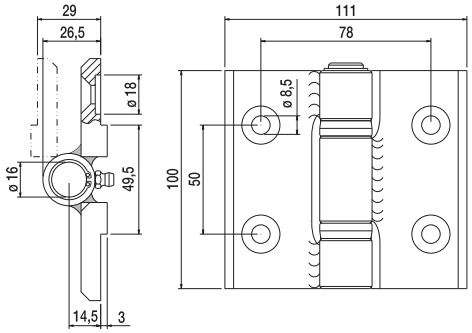

Tipo Type	Articolo - Article		Portata Capacity		
	Riferimento - Reference		x1	N°	
	CRN 1P	ET 00 10 1M	150	15	15,2
	CRN 1P PIANA	ET 00 10 11	150	15	15,1

I Cerniere in acciaio piccole, perno ø 16, a 2 ali inferiori c/cusc. ø 40

UK Hinge with two lower wings bearing ø 40, pin ø 16
D 2 - Flügel - Scharnier (unten) mit Lager ø 40, ø 16 Stift
F Charnière inférieure à 2 côtés avec roulement ø 40, axe ø 16
E Bisagra inferior en acero con 2 alas y eje ø 40, pierno ø 16
RUS Петля нижняя двойная с подшипником ø 40 малая

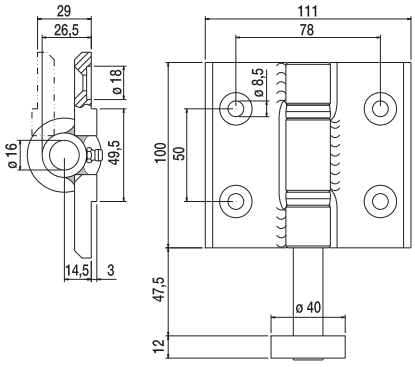

Tipo Type	Articolo - Article		Portata Capacity		
	Riferimento - Reference		x1	N°	
	CRN 2P	ET 00 10 2I	150	10	11,7
	CRN 2P PIANA	ET 00 10 21	150	10	11,7

I Cerniere in acciaio piccole di testa, perno ø 16, a 1 ala inferiore c/cusc. ø 40

UK Hinge head with one lower wing bearing ø 40, pin ø 16
D 2 - Flügel - Scharnier (unten) mit Lager ø 40, ø 16 Stift
F Charnière inférieure à 1 côté avec roulement ø 40, axe ø 16
E Bisagra inferior de acero con 1 ala y eje ø 40, pierno ø 16
RUS Петля нижняя одинарная с подшипником ø 40 малая

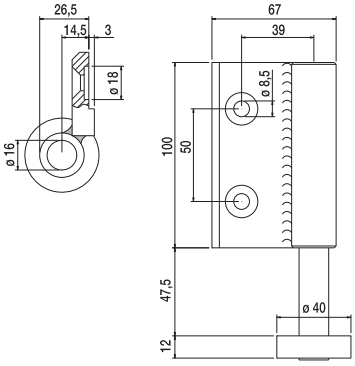

Tipo Type	Articolo - Article		Portata Capacity		
	Riferimento - Reference		x1	N°	
	CRN 3P	ET 00 10 3I	150	15	12,9
	CRN 3P PIANA	ET 00 10 31	150	15	12,9

I Cerniere in acciaio piccole di testa a 1 ala superiore

UK Hinge head with one upper wing for carriage pin
D Flügel Kopfscharnier (oben)
F Charnière supérieure à 1 côté
E Bisagra lateral grande en acero con 1 ala
RUS Петля верхняя одинарная для оси тележки малая

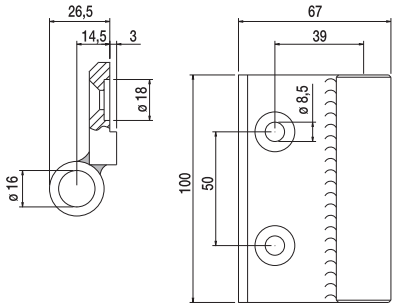

Tipo Type	Articolo - Article		Portata Capacity		
	Riferimento - Reference		x1	N°	
	CRN 4P	ET 00 10 4S	150	15	8,2
	CRN 4P PIANA	ET 00 10 41	150	15	8

I Cerniere in acciaio piccole a 2 ali superiori, senza perno, per portoni a libro

UK Hinge with two upper wings without pin
D 2 - Flügel Scharnier (oben) ohne Bolzen
F Charnière à 2 côtés sans axe - petit modèle
E Bisagra lateral en acero con 2 alas
RUS Петля верхняя двойная без оси малая

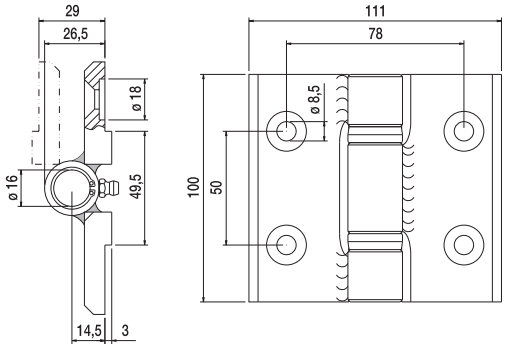

Tipo Type	Articolo - Article		Portata Capacity		
	Riferimento - Reference		x1	N°	
	CRN 5P	ET 00 10 5S	150	15	12,8
	CRN 5P PIANA	ET 00 10 51	150	15	12,7

I Cerniera in acciaio piccola arretrata di testa, perno ø 16, a 1 ala inferiore c/cusc. ø 40

UK Small stell front hinge with backed holes + 1 bottom wing + 1 ø 40 bearing, pin ø 16
D Klein Stahl-vorn Scharniere mit Rueck-Bohrungen + 1 Unter. Flügel + 1 Lager ø 40, ø 16 Stift
F Petit charnière frontale acier perfor. en recul 1 aile inf. + 1 roulem ø 40, axe ø 16
E Bisagra inferior de acero con 1 ala, con eje ø 40 y perforación retraida, pierno ø 16
RUS Петля малая одинарная стальная нижняя с подшипником ⌀ 40

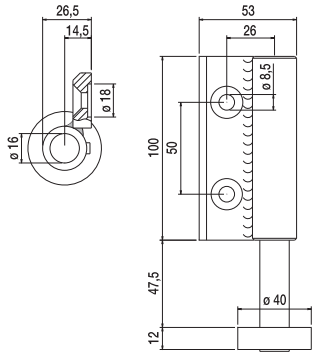

Tipo Type	Articolo - Article		Portata Capacity		
	Riferimento - Reference		x1	N°	
	CRN 3 ARR P	ET A0 10 31	150	15	15,3

I Cerniera in acciaio piccola arretrata di testa, a 1 ala superiore

UK Small stell front hinge with backed holes + 1 upper wing
D Klein Stahl-vorn Scharniere mit Rueck-Bohrungen und 1 Ober. Flügel
F Petit charnière frontale acier perfor. en recul + 1 aile supérieure
E Bisagra lateral de acero con 1 ala sin eje
RUS Петля малая фронтальная одинарная стальная верхняя

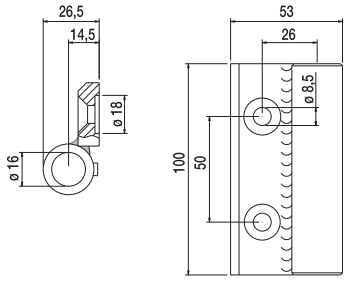

Tipo Type	Articolo - Article		Portata Capacity		
	Riferimento - Reference		x1	N°	
	CRN 4 ARR P	ET A0 10 41	150	15	7

I Cerniera in acciaio grande arretrata di testa, perno ø 20, a 1 ala inferiore c/cusc. ø 40

UK Large stell front hinge with backed holes + 1 bottom wing + 1 ø 40 bearing, pin ø 20
D Grosse Stahl-vorn Scharniere mit Rueck-Bohrungen + 1 Unter. Flügel + 1 Lager ø 40, ø 20 Stift
F Grande charnière frontale acier perfor. en recul 1 aile inf. + 1 roul. ø 40, axe ø 20
E Bisagra inferior grande de acero con 1 ala con eje ø 40, pierno ø 20
RUS Петля большая одинарная стальная нижняя с подшипником ⌀ 40

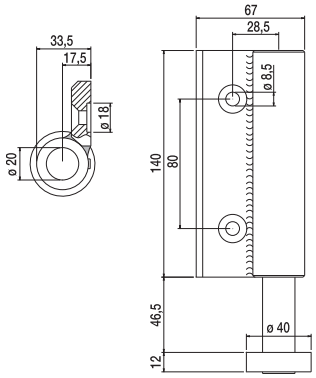

Tipo Type	Articolo - Article		Portata Capacity	Finitura Finishing		
	Riferimento - Reference		x1		N°	
	CRN 3 GA	ET A0 14 31	200	Tropicalizzata	15	22,5
	CRN 3 GAV	EV A0 14 31	200	Verniciata nera	15	22,5

I Cerniera in acciaio grande arretrata di testa, a 1 ala superiore

UK Large stell front hinge with backed holes + 1 upper wing

D Grosse Stahl-vorn Scharniere mit Rueck-Bohrungen und 1 Ober. Flügel

F Grande charnière frontale acier perfor. en recul + 1 aile supérieure

E Bisagra grande de acero con 1 ala sin eje

RUS Петля большая фронтальная одинарная стальная верхняя

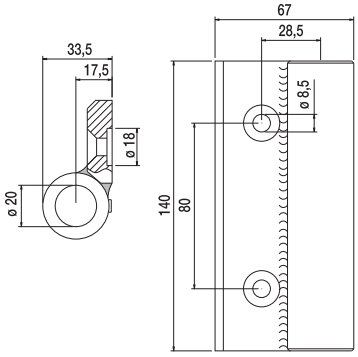

Tipo Type	Articolo - Article		Portata Capacity	Finitura Finishing		
	Riferimento - Reference		x1		N°	
	CRN 4 GA	ET A0 14 41	200	Tropicalizzata	15	14,8
	CRN 4 GAV	EV A0 14 41	200	Verniciata nera	15	14,8

I Cerniere in lega leggera, perno ø 20, verniciate nero raggrizzato a 2 ali mezzeria per portoni a libro

UK Light alloy black opaque varnished hinge with two centre-line wings, pin ø 20
D 2 - Flügel - Scharniere (mitte) aluminium Schwarz, ø 20 Stift
F Charnière centrale, axe ø 20, à 2 côtés - aluminium noir avec axe ø 20
E Bisagra central, eje ø 20, en aleación de aluminio negro opaco con 2 alas par atornillar con pierno ø 20
RUS Петля центральная двойная для складных ворот – легкий сплав

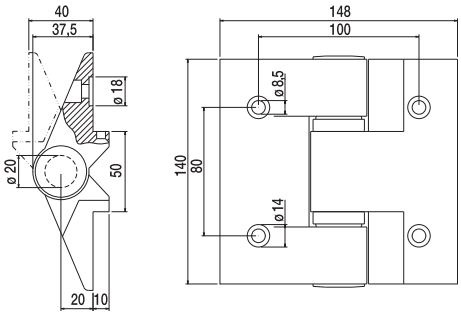

Tipo Type	Articolo - Article		Portata Capacity		
	Riferimento - Reference		x1	N°	
	CRN 1 A	EA 00 14 1M	150	15	16,4
	CRN 1 A PIANA	EA 00 14 11	150	15	16

I Cerniere in lega leggera, perno ø 20, verniciate nero raggrizzato a 2 ali inferiori c/cusc. ø 40

UK Hinge with two lower wings bearings ø 40 black, pin ø 20
D 2 - Flügel - Scharniere (unten) mit Lager ø 40 Schwarz, ø 20 Stift
F Charnière inférieure à 2 côtés avec roulement ø 40 noir, axe ø 20
E Bisagra inferior en aleación de aluminio negro opaco con 2 alas y eje ø 40, pierno ø 20
RUS Петля нижняя двойная с подшипником легкий сплав ø 40

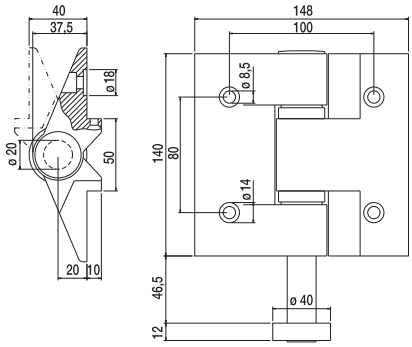

Tipo Type	Articolo - Article		Portata Capacity		
	Riferimento - Reference		x1	N°	
	CRN 2 A	EA 00 14 2I	150	10	13,2
	CRN 2 A PIANA	EA 00 14 21	150	10	13

I Cerniere in lega leggera, perno ø 20, verniciate nero raggrizzato di testa a 1 ala inferiori c/cusc. ø 40

UK Hinge head with one lower wings bearing ø 40 black, pin ø 20
D 1 - Flügel Kopfscharniere (unten) mit Lager ø 40 Schwarz, ø 20 Stift
F Charnière inférieure à 1 côté avec un roulement ø 40 noir, axe ø 20
E Bisagra inferior en aleación de aluminio negro opaco con 1 ala y eje ø 40, pierno ø 20
RUS Петля нижняя одинарная с подшипником ø 40

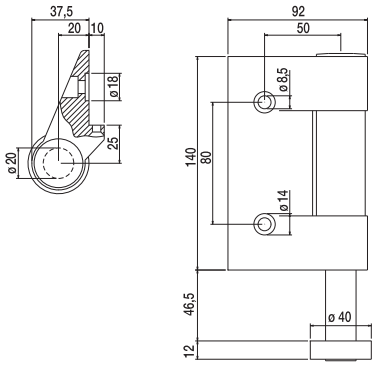

Tipo Type	Articolo - Article		Portata Capacity		
	Riferimento - Reference		x1	N°	
	CRN 3 A	EA 00 14 3I	150	15	18
	CRN 3 A PIANA	EA 00 14 31	150	15	17,5

I Cerniere in lega leggera, verniciate nero raggrizzato di testa 1 ala superiore

UK Hinge with one upper wing for carriage pin black
D 1 - Flügel Kopfscharniere (oben) fuer Wagen - Bolzen Schwarz
F Charnière supérieure à 1 côté pour passage axe de chariot noir
E Bisagra superior en aleación de aluminio negro opaco con 1 ala sin eje
RUS Петля верхняя одинарная для оси тележки

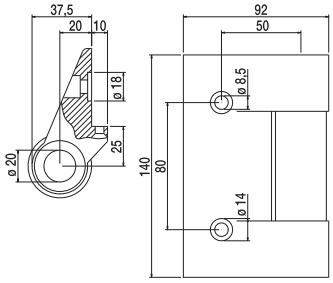

Tipo Type	Articolo - Article		Portata Capacity		
	Riferimento - Reference		x1	N°	
	CRN 4 A	EA 00 14 4S	150	15	10
	CRN 4 A PIANA	EA 00 14 41	150	15	9,5

I Cerniere in lega leggera, verniciate nero raggrizzato a 2 ali superiori, senza perno, per portoni a libro

UK Hinge with two upper wings without pin black
D 2 - Flügel Scharniere (oben) ohne Bolzen Schwarz
F Charnière supérieure à 2 côtés sans axe noir
E Bisagra superior en aleación de aluminio negro opaco sin eje
RUS Петля верхняя двойная без оси

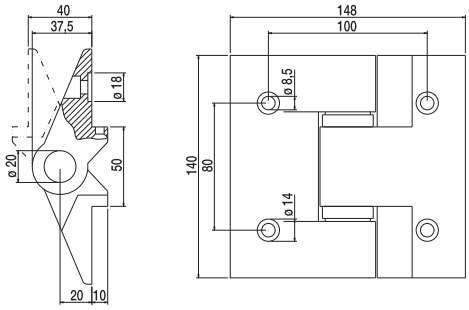

Tipo Type	Articolo - Article		Portata Capacity		
	Riferimento - Reference		x1	N°	
	CRN 5 A	EA 00 14 5S	150	15	11,3
	CRN 5 A PIANA	EA 00 14 51	150	15	10,8

I Cerniere in lega leggera, perno ø 20, verniciate nero raggrizzato a 2 ali di mezzeria per port. a libro

UK Bended light alloy black opaque varnished hinge with two centre-line wings, pin ø 20
D Biegende 2 - Flügel - Scharniere (mitte) Schwarz - alu mit ø 20 Stift
F Charnière centrale à 2 côtés en aluminium noir opaque, axe ø 20
E Bisagra central, redondeada en aleación de aluminio lacado negro mate con 2 alas con pierno ø 20
RUS Петля центральная двойная – легкий сплав

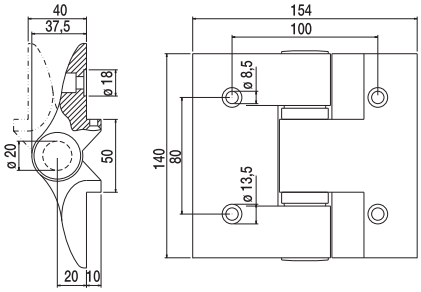

Tipo Type	Articolo - Article		Portata Capacity		
	Riferimento - Reference		x1	N°	
	CRN 1 AC	EA OC 14 1M	150	15	16,2
	CRN 1 AC PIANA	EA OC 14 11	150	15	16

I Cerniere in lega leggera, perno ø 20, verniciate nero raggrizzato a 2 ali inferiori c/cusc. ø 40

UK Hinge with two lower wings bearings ø 40, pin ø 20
D Biegende 2 - Flüegel - Scharniere (unten) mit Lager ø 40mm (mitte) Schwarz-aluminium, ø 20 Stift
F Charnière inférieure à 2 côtés avec roulement ø 40 en aluminium noir opaque, axe ø 20
E Bisagra inferior en aleación de aluminio lacado negro mate con eje ø 40, pierno ø 20
RUS Петля нижняя двойная с подшипником ø 40 – легкий сплав

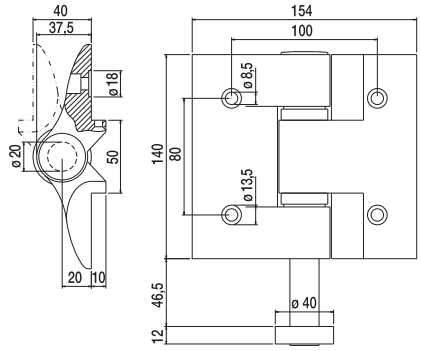

Tipo Type	Articolo - Article		Portata Capacity		
	Riferimento - Reference		x1	N°	
	CRN 2 AC	EA OC 14 2I	150	10	13,2
	CRN 2 AC PIANA	EA OC 14 21	150	10	13

I Cerniere in lega leggera, perno ø 20, verniciate nero raggrizzato di testa a 1 ala inferiori c/cusc. ø 40

UK Hinge head with one lower wing bearing ø 40, pin ø 20
D Biegende 1 - Flüegel Kopfscharniere mit Lager ø 40mm, ø 20 Stift
F Charnière inférieure à 1 côté avec un roulement ø 40, axe ø 20
E Bisagra inferior lateral redondeada en aleación de aluminio lacado negro mate con eje ø 40, pierno ø 20
RUS Петля нижняя одинарная с подшипником ø 40

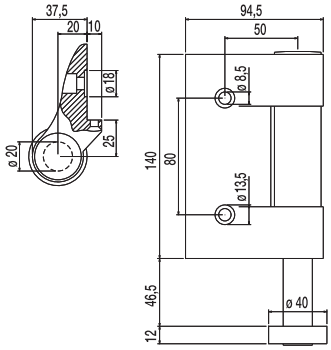

Tipo Type	Articolo - Article		Portata Capacity		
	Riferimento - Reference		x1	N°	
	CRN 3 AC	EA OC 14 3I	150	15	17,5
	CRN 3 AC PIANA	EA OC 14 31	150	15	17

I Cerniere in lega leggera verniciate nero raggrizzato di testa 1 ala superiore

UK Hinge head with one upper wing for carriage pin
D Biegende 1 - Flüegel Kopfscharniere mit Lager
F Charnière supérieure à 1 côté pour passage axe de chariot
E Bisagra superior redondeada en aleación de aluminio lacado negro mate
RUS Петля верхняя одинарная для оси тележки – легкий сплав

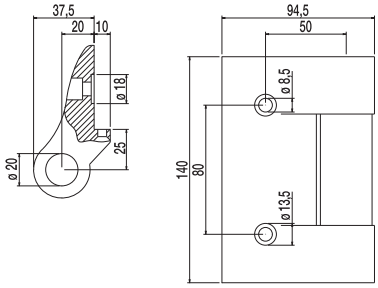

Tipo Type	Articolo - Article		Portata Capacity		
	Riferimento - Reference		x1	N°	
	CRN 4 AC	EA OC 14 4S	150	15	9,8
	CRN 4 AC PIANA	EA OC 14 41	150	15	9,2

I Cerniere in lega leggera verniciate nero raggrizzato a 2 ali superiori, senza perno, per portoni a libro

UK Hinge with two upper wings without pin
D Biegende 2 - Flüegel Scharniere oben ohne Bolzen Scharniere
F Charnière supérieure à 2 côtés sans axe en aluminium noir opaque
E Bisagra superior en aleación de aluminio lacado negro mate con 2 alas sin eje
RUS Петля верхняя двойная без оси – легкий сплав

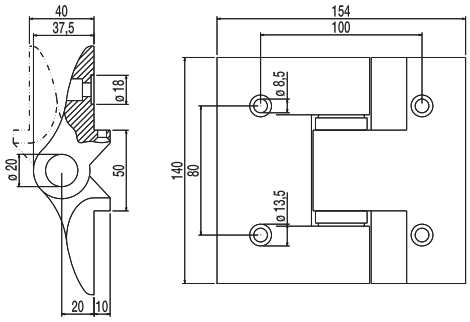

Tipo Type	Articolo - Article		Portata Capacity		
	Riferimento - Reference		x1	N°	
	CRN 5 AC	EA OC 14 5S	150	15	11,4
	CRN 5 AC PIANA	EA OC 14 51	150	15	11

I Cerniera in lega leggera piccola, perno ø 16, a due ali di mezzeria verniciata nero raggrizzato

UK Black aluminium small 2 middle wing hinge, pin ø 16
D Aluminum kleine Scharniere 2 mitte Fluegel schwarz Anstrich, ø 16 Stift
F Petite charnière aluminium 2 ailes centrales noir gauffré, axe ø 16
E Bisagra en aleación de aluminio negro opaco con 2 alas, centrals con pierno ø 16
RUS Петля центральная малая двойная для складных ворот – легкий сплав

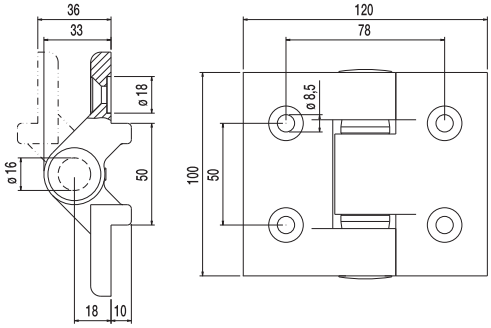

Tipo Type	Articolo - Article		Portata Capacity		
	Riferimento - Reference		x1	N°	
	CRN 1 AP	EA 00 10 1M	100	15	9,8
	CRN 1 AP PIANA	EA 00 10 11	100	15	9,7

I Cerniere in lega leggera piccola, perno ø 16, a 2 ali di inferiore c/cusc. ø 40 verniciata nero raggrizzato

UK Black aluminium small 2 bottom wings hinge with 1 ø 40 bearing, pin ø 16
D Aluminium kleine Scharniere 2 unter Fluegel mit ø 40 Lager schwarz Anstrich, ø 16 Stift
F Petite charnière aluminium 2 ailes infer. + roulement ø 40 noir gauffré, axe ø 16
E Bisagra en aleación de aluminio negro opaco con 2 alas, inferior con eje ø 40, pierno ø 16
RUS Петля нижняя малая двойная с подшипником ø40 – легкий сплав

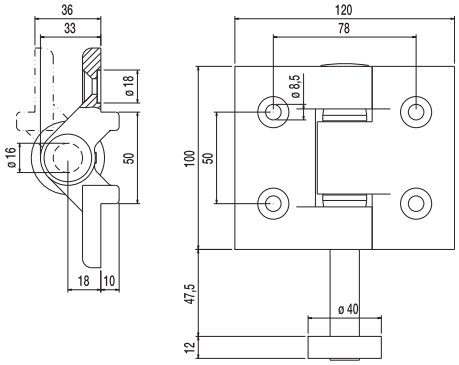

Tipo Type	Articolo - Article		Portata Capacity		
	Riferimento - Reference		x1	N°	
	CRN 2 AP	EA 00 10 2I	100	15	10,5
	CRN 2 AP PIANA	EA 00 10 21	100	15	10,4

I Cerniere in lega leggera piccola, perno ø 16, a 1 ala inf. c/cusc. ø 40 verniciata nero raggrizzato

UK Black aluminium small 1 wing hinge with 1 ø 40 bearing, pin ø 16
D Aluminium kleine Scharniere 1 unter Fluegel mit 1 ø 40 Lager schwarz Anstrich, ø 16 Stift
F Petite charnière aluminium 1 aile inf. avec roulement ø 40 noir gauffré, axe ø 16
E Bisagra en aleación de aluminio negro opaco con 1 ala, inferior con cojinete ø 40, pierno ø 16
RUS Петля нижняя малая одинарная с подшипником ø40 – легкий сплав

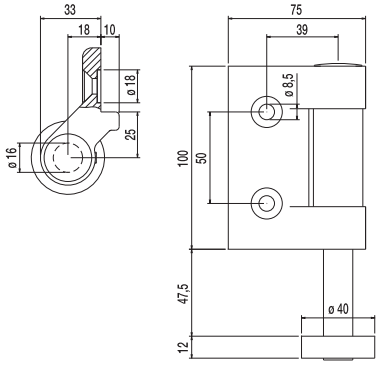

Tipo Type	Articolo - Article		Portata Capacity		
	Riferimento - Reference		x1	N°	
	CRN 3 AP	EA 00 10 3I	100	15	6,75
	CRN 3 AP PIANA	EA 00 10 31	100	15	6,65

I Cerniere in lega leggera piccola, 1 ala superiore verniciata nero raggrizzato

UK Black aluminium small 1 up wing hinge
D Aluminium kleine Scharniere 1 oben Fluegel schwarz Anstrich
F Petite charnière aluminium 1 aile supérieure noir gauffré
E Bisagra en aleación de aluminio negro opaco con 1 ala, superior, para pernio carro
RUS

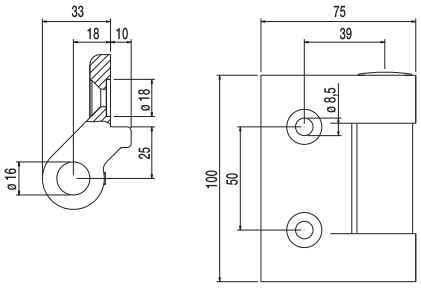

Tipo Type	Articolo - Article		Portata Capacity		
	Riferimento - Reference		x1	N°	
	CRN 4 AP	EA 00 10 4S	100	15	6
	CRN 4 AP PIANA	EA 00 10 41	100	15	5,9

I Cerniere in lega leggera piccola, a 2 ali superiori, senza perno, verniciata nero raggrizzato

UK Black aluminium small 2 up wing hinge without pin
D Aluminium kleine Scharniere 2 oben Fluegel ohne Stifte schwarz Anstrich
F Petite charnière aluminium 2 aile supérieure sans pivot noir gauffré
E Bisagra en aleación de aluminio negro opaco, con 2 alas, superior, sin pernio
RUS Петля вержняя малая двойная легкий сплав

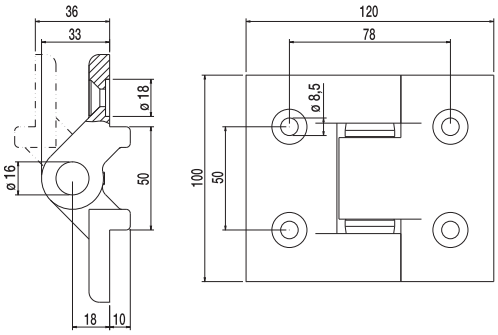

Tipo Type	Articolo - Article		Portata Capacity		
	Riferimento - Reference		x1	N°	
	CRN 5 AP	EA 00 10 5S	100	15	7,5
	CRN 5 AP PIANA	EA 00 10 51	100	15	7,4

I Cerniere in acciaio, perno ø 20, fissaggio interno a due ali di mezzeria, per portoni a libro

UK Steel hinge internal fixing with two centre-line wing, pin ø 20
D 2 Flüegelstahlscharniere fuer innere Befestigung mit ø 20 Stift
F Charnière centrales à 2 côtés en acier pour fixation interne avec axe ø 20
E Bisagra de acero, fijación interna, con 2 alas, inferior, con eje, pierno ø 20
RUS Петля центральная двойная стальная крепление изнутри

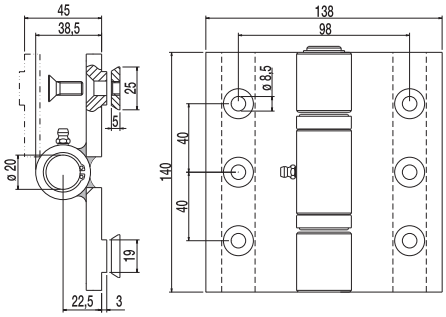

Articolo - Article		Portata Capacity		
Riferimento - Reference		x1	N°	
CRN 1 F	EN 00 14 12	200	10	24,7

I Cerniere in acciaio, perno ø 20, fissaggio interno a a due ali inferiori c/cusc. ø 40

UK Steel hinge for internal fixing with two lower wings bearing ø 40, pin ø 20
D 2-Flüegel-Scharniere unten mit Lager ø 40, mit ø 20 Stift
F Charnière centrales à 2 côtés en acier pour fixation interne avec roulement ø 40, axe ø 20
E Bisagra de acero, fijación interna, con 2 alas, inferior, con eje ø 40, pierno ø 20
RUS Петля центральная двойная сталь крепление изнутри с подшипником ø40

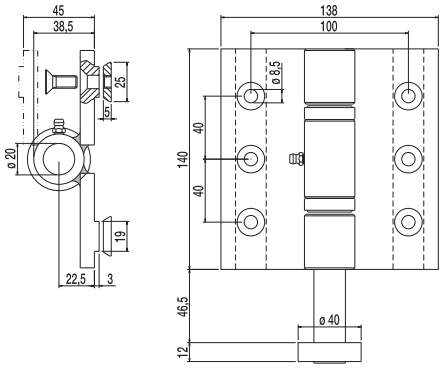

Articolo - Article		Portata Capacity		
Riferimento - Reference		x1	N°	
CRN 2 F	EN 00 14 22	200	10	26,7

I Cerniere in acciaio, perno ø 20, fissaggio interno di testa a 1 ala inferiori c/cusc. ø 40

UK Steel hinge head for internal fixing with one lower wing bearing ø 40, pin ø 20
D 1-Flüegel-Scharniere unten mit Lager ø 40, mit ø 20 Stift
F Charnière inférieure à 1 côté avec un roulement ø 40, axe ø 20
E Bisagra de acero, fijación interna, con 1 ala, inferior, con eje ø 40, pierno ø 20
RUS Петля нижняя стальная одинарная с подшипником ø40

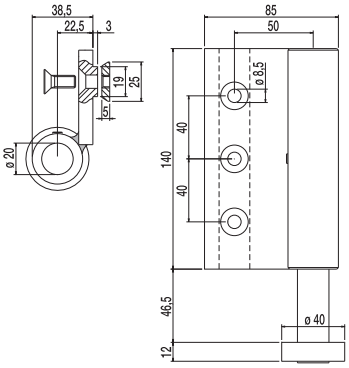

Articolo - Article		Portata Capacity		
Riferimento - Reference		x1	N°	
CRN 3 F	EN 00 14 32	200	10	19,1

I Cerniere in acciaio, fissaggio interno di testa a 1 ala superiori

UK Steel hinge head for internal fixing with upper wings without pin
D 1-Flüegel Kopfscharniere oben fuer Wagen-Bolzen
F Charnière supérieure en acier noir opaque à 1 côté
E Bisagra de acero, fijación interna, lateral
RUS Петля верхняя стальная одинарная

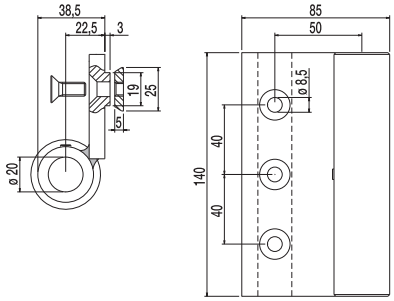

Articolo - Article		Portata Capacity		
Riferimento - Reference		x1	N°	
CRN 4 F	EN 00 14 42	200	15	20,3

I Cerniere in acciaio, fissaggio interno a 2 ali superiori, senza perno, per portoni a libro

UK Steel hinge for internal fixing with two upper wings without pin
D 2 Flüegelstahlscharniere oben ohne Bolzen fuer Falttüren
F Charnière supérieure à 2 côtés sans pivot pour porte accordéon
E Bisagra de acero, superior, fijación interna, con 2 alas, inferior, sin eje
RUS Петля верхняя двойная без оси для складных ворот

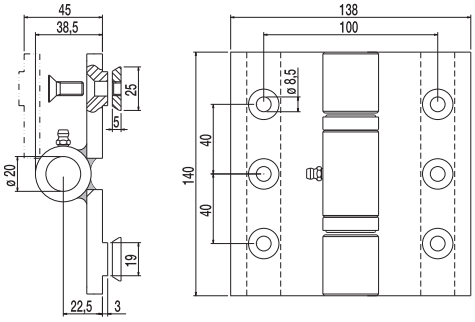

Articolo - Article		Portata Capacity		
Riferimento - Reference		x1	N°	
CRN 5 F	EN 00 14 52	200	10	21,3

Cerniere in acciaio fissaggio interno di testa a 1 ala inferiori c/cusc. ø 40 per portoni 2+2

- I Cerniere in acciaio fissaggio interno di testa a 1 ala inferiori c/cusc. ø 40 per portoni 2+2
- UK Steel hinge head for internal fixing with one lower wing bearing ø 40, for doors 2+2
- D 2-Flüegelstahlcharniere fuer innere Befestigung fuer 2+2 Falttore mit Lagen ø 40
- F Charnière inférieure à 1 côté avec un roulement ø 40, pour portail 2+2
- E Bisagra de acero, fijación interna, con 1 ala, con eje ø 40, para puerta plegable de apertura central
- RUS Петля нижняя одинарная стальная с подшипником ⌀ 40 для ворот 2+2

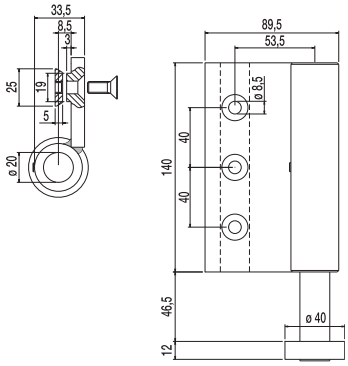

Articolo - Article		Portata Capacity		
Riferimento - Reference		x1	N°	
CRN 3 CF	EN 00 14 33	200	15	27,8

Cerniere in acciaio fissaggio interno di testa a 1 ala superiori per portoni 2+2

- I Cerniere in acciaio fissaggio interno di testa a 1 ala superiori per portoni 2+2
- UK Steel hinge head with one upper wing for doors 2+2
- D 1-Flüegel kopfscharniere oben fuer Wagen-Bolzen innere Befestigung fuer 2+2 Falttueren
- F Charnière supérieure à 1 côté pour portail 2+2
- E Bisagra de acero, fijación interna, con 2 alas
- RUS Петля верхняя одинарная стальная крепление изнутри для ворот 2+2

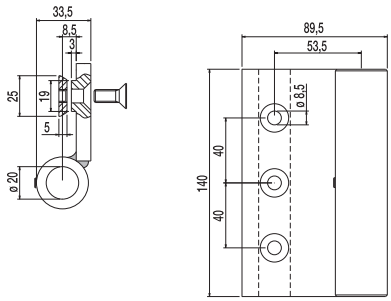

Articolo - Article		Portata Capacity		
Riferimento - Reference		x1	N°	
CRN 4 CF	EN 00 14 43	200	15	20,3

Cerniere in acciaio, per porte vetrate

- I Cerniere in acciaio, per porte vetrate
- UK Hinge for glass doors
- D Scharniere fuer Glastüren
- F Charnière pour porte vitrées
- E Bisagra de acero para puertas de vidrio
- RUS Петля стальная для стеклянных створок

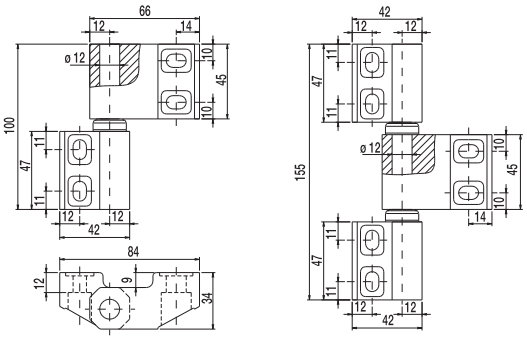

ART. 40/1 ART. 40/2

Articolo - Article		Portata Capacity		
Riferimento - Reference		x1	N°	
40/1	EN 42 66 02	80/100	10	7
40/2	EN 42 66 03	80/100	10	10

I Cerniere in nylon per usi particolari con fori di fissaggio ciechi filettati

UK Nylon hinges with blind fixing holes for special use
D Nylon Scharniere fuer special Benutzung
F Charniére en nylon
E Bisagra de nylon con orificios de fijiación ciegos
RUS Петля нейлоновая специального назначения

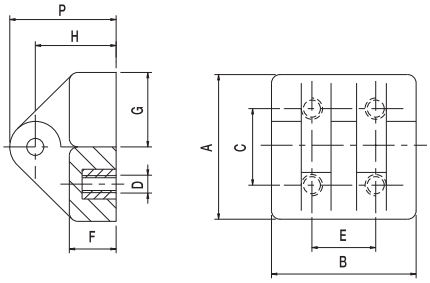

Articolo - Article		A	B	C	E	F	G	H	P	D		
Riferimento - Reference		mm									N°	Kg
87	EP 34 30 00	30	35	18	15	11	17,5	19	25	M4	50	2

I Cerniere in nylon per usi particolari con fori passanti

UK Nylon hinge for special use with holes
D Speziel Nylon Scharniere mit Bohrungen
F Charniére nylon pour usage spécial avec perforations
E Bisagra de nylon para atornillar
RUS Петля нейлоновая специальная с отверстиями

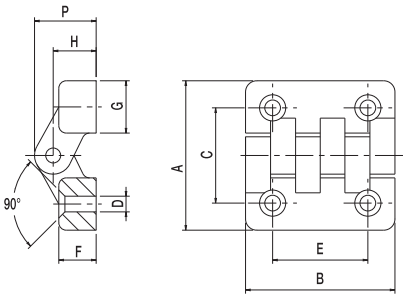

Articolo - Article		A	B	C	E	F	G	H	P	D		
Riferimento - Reference		mm									N°	Kg
88/40	EP 40 40 00	40	40	25,5	25,5	10	14	12	16,5	4	50	1
88/48	EP 48 48 00	48	48	31	30	12,5	17	14,5	20,5	5	50	1,6
88/64	EP 64 64 00	65	65	40	40	14	24	17	25	6	40	2,8
88/98	EP 98 98 00	98	98	63	60	21	35	25	36	10	10	2,5

I Cerniere in nylon, per usi particolari con fori ciechi filettati

UK Nylon hinge for special use with blind threaded holes
D Speziel Nylon Scharniere mit Gewinde-Bohrungen
F Charnière nylon pour usage spécial avec perforations filetées
E Bisagra grande de nylon con orificios de fijación ciegos
RUS Петля нейлоновая специальная с резьбовыми отверстиями

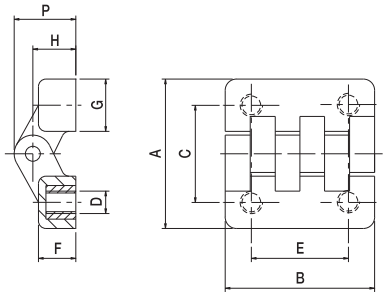

Articolo - Article		A	B	C	E	F	G	H	P	D		
Riferimento - Reference		mm									N°	Kg
89/48 F5	EP 48 48 F5	48	48	31	30	12,5	17	14	20,5	M5	50	1,3
89/48 F6	EP 48 48 F6	48	48	31	30	12,5	17	14	20,5	M6	50	2
89/65 F6	EP 65 65 F6	65	65	40	40	14	24	17	25	M6	40	3,2
89/98 F10	EP 98 98 F1	98	98	63	60	21	35	25	36	M10	10	2,6

Cerniere in nylon per usi particolari con perno filettato

- I Cerniere in nylon per usi particolari con perno filettato
- UK Nylon hinge for special use with threaded pin
- D Speziel Nylon Scharniere mit Gewinde-Stifte
- F Charnière nylon pour usage spécial avec axe filetées
- E Bisagra grande de nylon con tornillos fileteados
- RUS Петля нейлоновая специальная с осью с резьбой

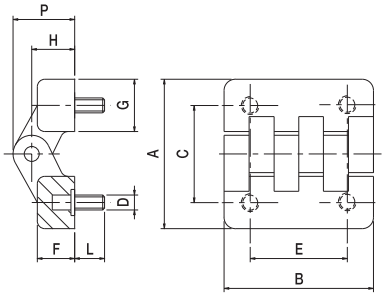

Articolo - Article		A	B	C	E	F	G	H	P	DxL		
Riferimento - Reference		mm									N°	kg
90/48 M5	EP 48 48 M5	48	48	31	30	12,5	17	14	20,5	M5x15	50	2,4
90/65 M6	EP 65 65 M6	65	64	40	40	14	24	17	25	M6x20	20	4
90/98 M10	EP 98 98 M10	98	98	63	60	21	35	25	36	M10x20	5	1,6

Incontro per portoni a libro

- I Incontro per portoni a libro
- UK Meeting point for folding doors
- D Bodenführungsplatte fuer Falttüren
- F Butée pour porte accordéon
- E Topes redondos bicromatados para puerta plegable para atornillar
- RUS Упор для складных ворот

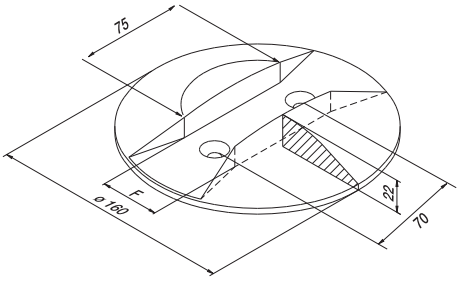

Articolo - Article		F		
Riferimento - Reference		mm	N°	kg
35 F 25	FT 16 22 20	26	5	7,8
35 F 30	FT 16 22 30	31	5	8
35 F 32	FT 16 22 10	33	5	8,1
35 F 41	FT 16 22 00	41	5	7,9

Incontro dx-sx per portoni con anta spezzata e porta pedonale

- I Incontro dx-sx per portoni con anta spezzata e porta pedonale
- UK Right - Left Guide for gates with pedestrian door
- D Links-Rechts Schiene für Tore mit Fußgänger Tür
- F Guide dx-sx pour portes à côté cassé et porte pour piétons
- E Encuentro dx.sx para portones con hoja partida y puerta peatonal
- RUS Встречайте dx–sx для ворот с ломаными створками и пешеходных дверей

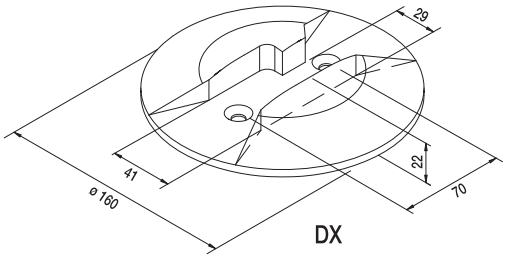

Articolo - Article			
Riferimento - Reference		N°	kg
35 F 41 DX	FT 16 22 D0	5	8.5
35 F 41 SX	FT 16 22 S0	5	8.5

Incontro rettangolare per portoni a libro

- I Rectangular meeting point for folding doors
- UK Bodenfüehrungsplatte, rechteckig
- D Butée rectangulaire pour porte accordéon
- F Topes rectangulares bicromatados para puerta plegable para atornillar
- E Упор прямоугольный для складных ворот
- RUS

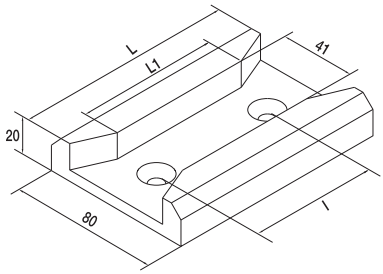

Articolo - Article		L	L1	I		
Riferimento - Reference		mm			N°	Kg
64P	FT 80 20 00	115	72	52	20	15
64G	FT 80 20 22	220	177	157	10	18

Profilo per portoni a libro

- I Profile for folding doors
- UK Füehrungsprofil fuer Falttueren
- D Guide pour porte accordéon
- F Guía cincada para puerta plegable
- E Профиль для складных ворот
- RUS

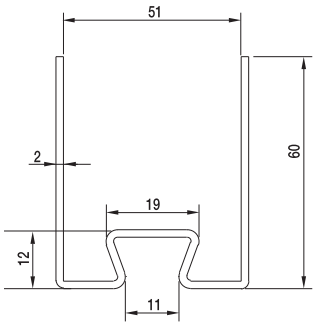



Articolo - Article		Descizione Description	Fasci Sheafs	
Riferimento - Reference			ML	Kg
67	BZ 60 55 00	Zincato da ML 6	120	360

Profilo porta spazzolino fissaggio orizzontale e verticale

- I Holding brush profile for orizontal & vertical mounting
- UK Aufnahmeprofil fuer Bürste
- D Guide porte brosse à fixation horizontale et verticale
- F Guía porta cepillo, fijiación horizontal (85/O) o vertical (85/V)
- E Профиль для щетки горизонтального и вертикального крепления
- RUS

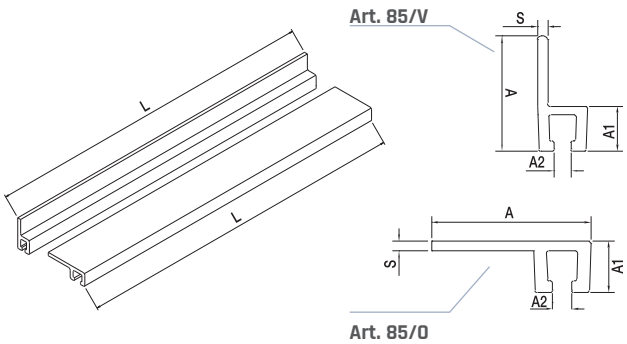

Articolo - Article		A	A1	A2	S	L		
Riferimento - Reference		mm				ML	ML	Kg
85/V	BA 25 09 01	25	9	3	1,5	2	48	7,56
85/O	BA 25 09 02	25	9	3	1,5	2	48	7,2

Spazzolino in barre da ml 2

- I Brush 2 metre-long bars
- UK Bürste 2 Meter lang stangen
- D Brosse en barres de 2 mètres
- F Cepillo en barras de 2 metros
- E Щетка
- RUS

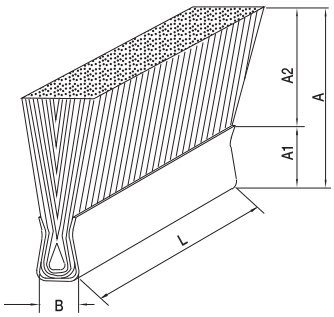

Articolo - Article		A	A1	A2	B	L		
Riferimento - Reference		mm					ML	Kg
86/25	WP 25 05 00	25	5	20	5	ML 2	100	12
86/32	WP 32 05 00	32	5	27	5	ML 2	100	12,7
86/38	WP 38 05 00	38	5	33	5	ML 2	100	14
86/50	WP 50 05 00	50	5	45	5	ML 2	80	15,6

Guarnizioni per spazzolino per ALPHA

- I Seal rubber for brush
- UK Faltdichtung fuer Bürste
- D Protection pour brosse
- F Guía estanca para cepillo
- E Уплотнитель резиновый для щетки для
- RUS

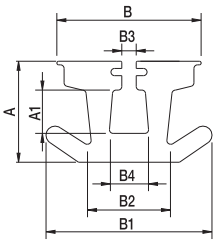

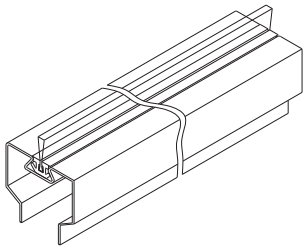

Articolo - Article		A	A1	B	B1	B2	B3	B4	Abbinabile Combining		
Riferimento - Reference		mm								ML	Kg
187	BP 22 14 00	14	6	20	23	10,5	2	5,5	Alpha	30	11

Guarnizioni per portoni scorrevoli per ALPHA

- I Seal rubber for sliding doors
- UK Faltdichtung fuer profil
- D Protection pour porte coulissante
- F Guía estanca para puertas correderas
- E Уплотнитель резиновый для сдвижных ворот для
- RUS

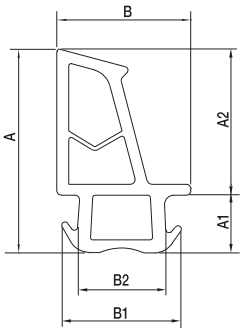

Articolo - Article		A	A1	A2	B	B1	B2		
Riferimento - Reference		mm						ML	Kg
68	BP 45 30 00	45	11	34	30	25	18	30	16,74

I Guarnizione per art. 67 e per profilo per portoni a libro

ALPHA

UK Seal rubber for profile and art. 67 for folding doors
D Faltdichtung fuer profil und art. 67
F Protection pour guide et art. 67 pour porte pliante
E Guía estanca para art. 67
RUS Уплотнитель резиновый для складных ворот и арт 67 для

Art. 69/1

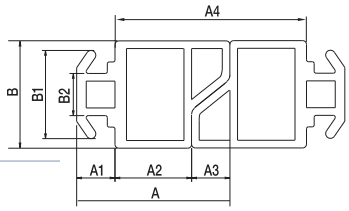

Art. 69/2

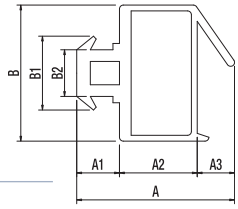

Articolo - Article		A	A1	A2	A3	A4	B	B1	B2	Abbinabile Combining		
Riferimento - Reference		mm									ML	Kg
69/1	BP 43 28 00	42	11	21	10	50	28	24	11	Alpha	25	14
69/2	BP 41 28 00	41	10	20	11	50	28	10	11	Art. 67 - 67/40	25	16,2

I Guarnizione per oblò per pannello

UK Seal rubber for the panel window
D Gummiprofil fuer Fenster
F Joint pour hublot
E Perfil para mirilla
RUS Уплотнитель для окон для складных ворот

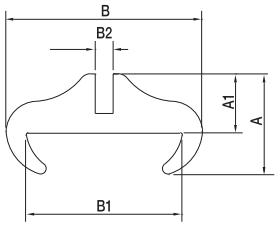

Articolo - Article		A	A1	B	B1	B2		
Riferimento - Reference		mm					ML	Kg
83	BP 26 40 00	37	22	54	40	8÷10	15	15

I Guarnizione a pinna per profilo

ALPHA

UK Wing seal rubber for profile
D Flossefaltdichtung
F Joint de protection pour guide
E Perfil estanco con aleta especial guía
RUS Уплотнитель направляющей для

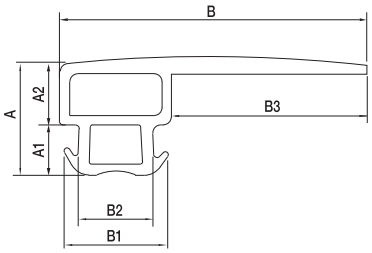

Articolo - Article		A	A1	A2	B	B1	B2	B3	Abbinabile Combining		
Riferimento - Reference		mm								ML	Kg
84	BP 32 96 00	30	12,5	17,5	80	28	18	50	Alpha	10	6

Squadretta in alluminio per profilo

I Squadretta in alluminio per profilo
UK Light alloy square for Alpha profile
D Eckabschluß aus Aluminium fuer Alpha Profil
F Equerre en aluminium pour guide Alpha
E Escuadra perforada de aluminio para guía Alpha
RUS Угол алюминиевый для направляющей

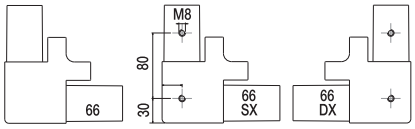

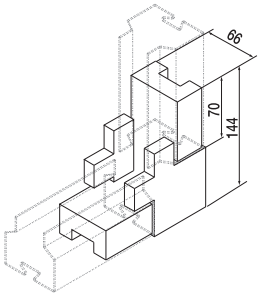

Articolo - Article			
Riferimento - Reference		N°	Kg
66	XA 15 66 00	8	15,6
66 DX	XA 15 66 0D	8	15,6
66 SX	XA 15 66 0S	8	15,6

Profilo porta pannello spessore 40 mm

I Profilo porta pannello spessore 40 mm
UK Panel holder profile 40 mm thick
D Profil fuer Panel 40 mm dick
F Profil panneau épaisseur 40 mm
E Perfil cincado panel de 40 mm
RUS Профиль для панелей толщиной 40 мм

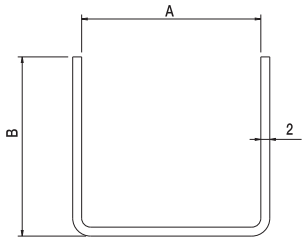

Articolo - Article		A	B	Descizione Description	Fasci Sheafs	
Riferimento - Reference		mm			ML	Kg
188	BZ 40 40 00	40	40	Zincato da ML 6	588	1110

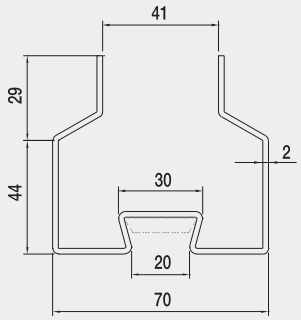

ALPHA

Articolo - Article		Descizione Description	Fasci Sheafs	
Riferimento - Reference			**ML**	
Alpha	BZ 70 40 00	Zincato da ML 6	240	845

I vantaggi di ALPHA

1 Costi ridotti
2 Pronto all'uso già zincato in barre da ml 6
3 Su ordinazione (min. 50 barre) lunghezze a piacere
4 Ridotti al minimo i tempi di realizzazione
5 Con una solida squadretta preforata si forma il perimetro senza tagliare a 45°
6 Assemblaggio in cantiere
7 Riduzione di sfridi
8 Elevata robustezza
9 Eliminazione di saldature e di fumi
10 Eliminazione della smerigliatura

The advantages of ALPHA

1 Value engineered
2 Ready to use galvanized 6ml bars
3 Different sizes upon demand (min 50 pc.)
4 Reduced installation times
5 No need of 45° cuts. Profile can be easily shaped with a strong punched square
6 On site assembly
7 Reduced losses
8 Very strong
9 No welds or smokes
10 No emery-polishing

Die Vorteile des ALPHA

1 Sehr preiswertig
2 Sofort anwendbare verzinkte 6m Barren
3 Kundengerecht angefertigt (min 50 Stück.)
4 Schnellere Installierung
5 Profil wird nur mit einem durchbohrenen Winkel abgebildet, ohne 45° Schnitte.
6 Bauplatzfertigung
7 Reduzierte Abfälle
8 Sehr stark
9 Keine Schweißfuge und kein Rauch
10 Kein Schmirgel

Les avantages d'ALPHA

1 Prix réduit
2 Prêt à l'usage, zingué, en barre de 6ml
3 Sur commande, longuer au choix (au minimun 50 barres)
4 Temps de réalisations réduits au minimum
5 Périmètre crée à l'équerre sans couper à 45°
6 Assemblage au chantier
7 Réduction des copeaux
8 Grande solidité
9 Elimination des soudures et des fumées
10 Elimination du polissage à l'émeri

Las vantajas de ALPHA

1 Costes reducidos
2 Listo para el uso ya cincado en barras de ml 6
3 De encargo (mín. 50 barras) largo a placer
4 Reducidos al mín. los tiempos de realización
5 Con una sólida escuadra ya horadada se forma el perímetro sin cortar a 45°.
6 Montaje en obra
7 Reducción de metrallas
8 Elevada solidez
9 Elimicación de soldados y de humos
10 Eliminación del esmerilado.

Преимущества ALPHA

1 низкозатратный
2 подходит для использования 6 мл оцинкованных штанг
3 различная длина на заказ (мин. 50 шт.)
4 единый перфорированный квадрат образует периметр без необходимости в разрезах на 45°
5 сборка на стройплощадке
6 никаких отходов
7 очень крепкий
8 отсутствие спаек и копоти
9 отсутствие шлифовки

Profilo per pannelli per portoni a libro

ALPHA

Profile for folding & sliding doors
Profil fuer Faltschiebetore
Guide pour porte coulissante et porte accordéon
Guía cincada para puertas correderas y plegables
Профиль для сдвижных и складных ворот

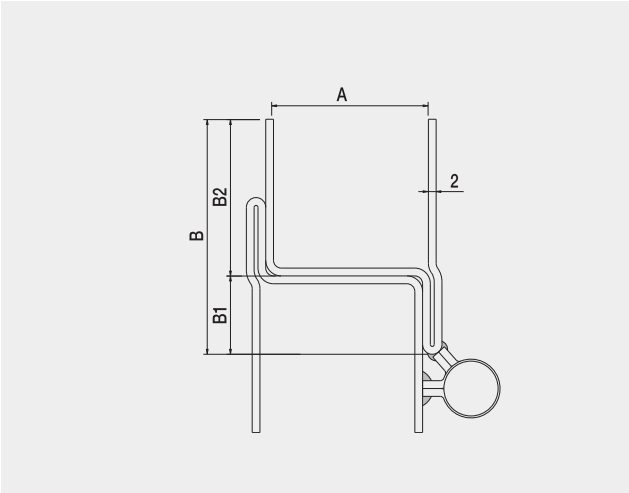

REFLEX

Articolo - Article		A	B	B1	B2	Descizione Description	Fasci Sheafs	
Riferimento - Reference		mm					ML	kg
Reflex	BZ 60 40 00	40	60	20	40	Zincato da ML 6	432	1050

Profilo per porta pedonale

REFLEX

- I Profilo per porta pedonale
- UK Profile for passage door
- D Profil fuer Passage Tuer
- F Profil porte passage
- E Reflex perfil cincado para puerta peatonal
- RUS Профиль для калитки

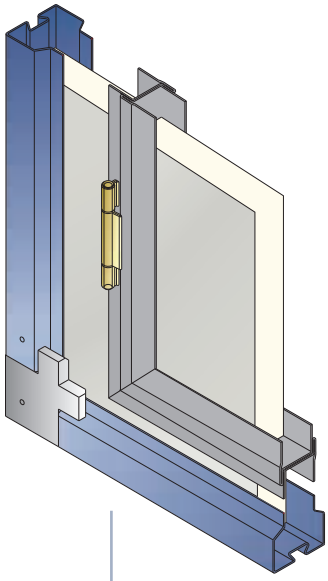

I Piastra di fissaggio perno carrello e regolazione in altezza

UK Height adjustable pin for carriage fastening
D Hoehevertellbare Befestigungsplatte fuer Wagen Stifte
F Plaque de fixation axe-chariot réglable en hauteur
E Placa de fijación con regulacion en altura para carro
RUS Пластина крепежная для оси тележки, регулируемая по высоте

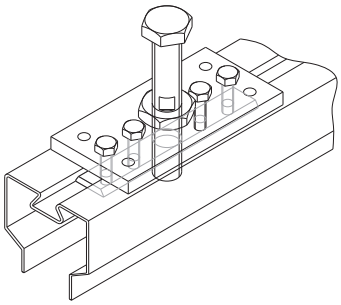

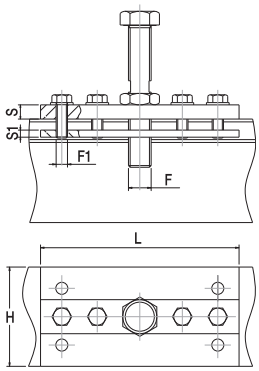

Articolo - Article		L	H	S	S1	F	F1		
Riferimento - Reference		mm						N°	Kg
101 P	ST 14 70 16	140	70	10	5	M16x110	M8x25	10	10,5
101 G	ST 14 70 20	140	70	10	5	M20x110	M8x25	10	10,7

I Fermo di fine corsa per portoni scorrevoli

UK Internal limit stop for sliding doors
D Endanschlag fuer Schiebetüeren
F Butée de fin de course pour portail coulissant
E Topes para final de carrera para puerta corredera para atornillar
RUS Упор для сдвижных ворот

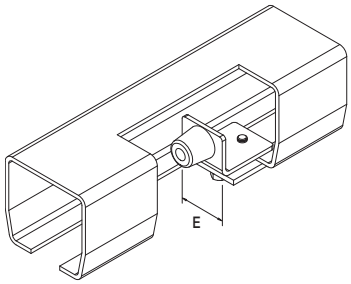

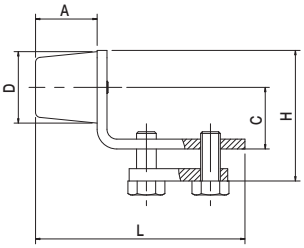

Articolo - Article		D	L	H	A	C	E		
Riferimento - Reference		∅	mm					N°	Kg
F 51 P	FT 30 50 R0	30	72	48,5	12	25	45	20	5
F 51 G	FT 30 60 R0	30	90	60	25	35	65	20	9
F 51 M	FT 30 86 R0	30	110	86	25	60	100	10	10,5

I Carrelli in acciaio centrali per portoni scorrevoli e a libro

UK Central steel carriages for sliding and folding doors
D Zentral, Stahlrollappparate fuer Schiebe und Falttüeren
F Chariot pour portes pliantes et coulissantes centré
E Carros de acero bicromatado o inoxidable con agujero centrado, para puerta corredera y plegable
RUS Тележка стальная для складных и сдвижных ворот

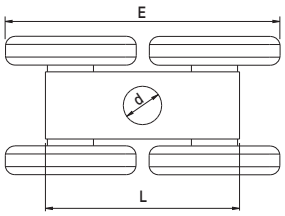

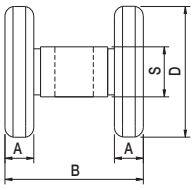

Tipo Type	Articolo - Article		Abbinabile Combining	D	d	A	B	E	L	S	Portata Capacity		
	Riferimento - Reference			∅		mm					Kg x1	N°	Kg
	CA 4RP	LT 50 16 40	GIPI 4 RP3/RP6 GIPI 4 RPZ3/RPZ6	50	16,5	12,5	52,5	102	80	25	500	10	9,3
	CA 4 R	LT 70 20 40	GIPI 4 R3/R6 GIPI 4 RZ3/RZ6	70	20,5	15	72	143	100	25	1200	6	12,9
	CA 4 RM	LT 12 30 40	GIPI 6 RM3/RM6 GIPI 6 RMZ3/RMZ6	120	20,5	30	104	248	160	40	1800	1	12

Carrelli in acciaio decentrati per portoni a libro

- I Carrelli in acciaio decentrati per portoni a libro
- UK Decentered steel carriage for folding doors
- D Dezentrale Stahlrollapparate fuer Schiebe und Falttüeren
- F Chariot pour portes pliantes et coulissantes décentré
- E Carros de acero bicromatado o inoxidable para puertas correderas y plegables con agujero lateral
- RUS Тележка стальная для складных и сдвижных ворот

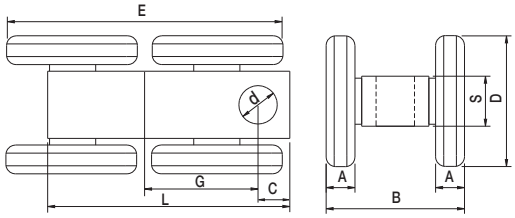

Tipo Type	Articolo - Article		Abbinabile Combining	D	d	A	B	E	L	G	C	S	Portata Capacity		
	Riferimento - Reference			∅		mm							x1	N°	
	CA 4RPD	LT 50 16 4D	GIPI 4 RP3/RP6 GIPI 4 RPZ3/RPZ6	50	16,5	12,5	52,5	102	100	43	18	25	500	10	10
	CA 4RD	LT 70 20 4D	GIPI 4 R3/R6 GIPI 4 RZ3/RZ6	70	20,5	15	72	143	125	60	15	25	1200	6	13,9
	CA 4RMD	LT 12 30 4D	GIPI 6 RM3/RM6 GIPI 6 RMZ3/RMZ6	120	20,5	30	104	248	190	90	20	40	1800	1	12,2

Carrelli in nylon centrali per portoni scorrevoli e a libro

- I Carrelli in nylon centrali per portoni scorrevoli e a libro
- UK Central nylon carriage for sliding and folding doors
- D Zentral aus Nylon Rollapparate fuer Schiebe und Falttüeren
- F Chariot pour portes pliantes et coulissantes centré
- E Carros bicromatado con ruedas de nylon y cojinete con agujero central
- RUS Тележка с нейлоновыми роликами для складных и сдвижных ворот

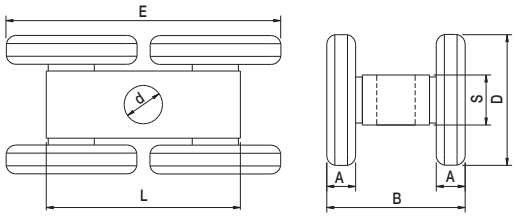

Tipo Type	Articolo - Article		Abbinabile Combining	D	d	A	B	E	L	S	Portata Capacity		
	Riferimento - Reference			∅		mm					x1	N°	
	CA 4RPN	LP 50 16 40		50	16,5	15	54	102	80	22	240	10	5,3
	CA 4RN	LP 70 20 40	GIPI 4 R3/R6 GIPI 4 RZ3/RZ6	70	20,5	19	72	143	100	30	350	6	7,2

Carrelli in nylon decentrati per portoni scorrevoli e a libro

- I Carrelli in nylon decentrati per portoni scorrevoli e a libro
- UK Carriage for sliding and folding gates
- D Dezentrale aus Nylon Rollapparate fuer Schiebe und Falttüeren
- F Chariot pour portes pliantes et coulissantes décentré
- E Carros bicromatado con ruedas de nylon y cojinete con agujero lateral
- RUS Тележка с нейлоновыми роликами для складных и сдвижных ворот

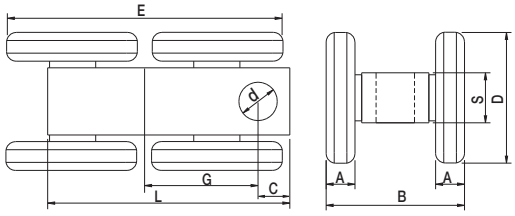

Tipo Type	Articolo - Article		Abbinabile Combining	D	d	A	B	E	L	G	C	S	Portata Capacity		
	Riferimento - Reference			∅		mm							x1	N°	
	CA 4RN PD	LP 50 16 4D		50	16	15	54	102	100	43	18	22	240	10	5,3
	CA 4RN D	LP 70 20 4D	GIPI 4 R3/R6 GIPI 4 RZ3/RZ6	70	20	19	71	145	125	60	15	30	350	6	7,8

Perni per portoni scorrevoli

- I Pins for sliding doors
- UK Bolzen fuer Shiebe Tüeren
- D Pivot pour portes pliantes et coulissantes
- F Eje mediano para puerta corredera
- E Болт для складных и сдвижных ворот
- RUS

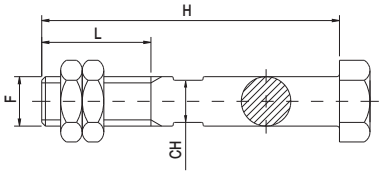

Articolo - Article		FxL	H	CH		
Riferimento - Reference		UNI	mm		N°	Kg
P 110	IT 16 11 L0	M 16 X 40	110	13	30	7
P 120	IT 20 12 L0	M 20 X 45	120	15	20	8,1

Perni per portoni a libro

- I Pins for folding doors
- UK Führungseinheiten mittel und groß
- D Plaque de guidage réglable - moyenne et grande
- F Placas regulables en altura con 4 rodillos guía mediana y grande
- E Болт для складных и сдвижных ворот
- RUS

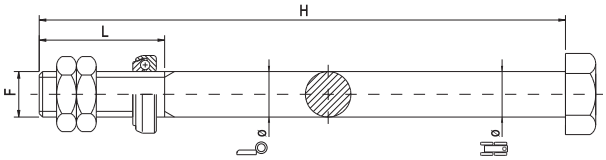

Articolo - Article		FxL	ø	ø	H		
Riferimento - Reference		UNI			mm	N°	Kg
P 16/210	IT 16 21 L0	M 16 x 60	16	16	210	10	4,1
P 16/260	IT 16 26 L0	M 16 x 60	16	16	260	10	4,8
NEW P 16M20/290	IT 20 29 L2	M 20 x 60	16	20	290	10	7
P 20/250	IT 20 25 L0	M 20 x 60	20	20	250	10	7,3
P 20/280	IT 20 28 L0	M 20 x 60	20	20	280	10	8
P 20/300	IT 20 30 L0	M 20 x 60	20	20	300	10	8,7
P 20/320	IT 20 32 L0	M 20 x 60	20	20	320	10	9

Guida per portoni scorrevoli e a libro

- I Guide for sliding and folding doors
- UK Schiene fuer Schiebe-und Falttüeren
- D Guide pour portes pliantes et coulissantes
- F Guía para puerta corredera y plegable
- E Направляющая для складных и сдвижных ворот
- RUS

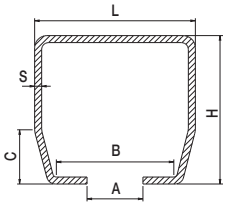

Tipo Type	Articolo - Article		Abbinabile Combining	L	H	A	B	C	S	Portata Capacity	Finitura Description	Fasci Sheafs	
	Riferimento - Reference			mm						Kg x1		ML	Kg
	GIPI 4 RP 3	BG 70 60 03	CA 4 RP-PD	70	60	22	53	25	3,5	500	Grezzo da ML 3	96	545
	GIPI 4 RP 6	BG 70 60 00		70	60	22	53	25	3,5		Grezzo da ML 6	192	1092
	GIPI 4 RPZ 3	BZ 70 60 03		70	60	22	53	25	3,5		Zincato da ML 3	96	545
	GIPI 4 RPZ 6	BZ 70 60 00		70	60	22	53	25	3,5		Zincato da ML 6	192	1092
	GIPI 4 R 3	BG 92 85 03	CA 4 R-D CA 4 RN-ND	92	85	33	73	30	4	1050	Grezzo da ML 3	54	470
	GIPI 4 R 6	BG 92 85 00		92	85	33	73	30	4		Grezzo da ML 6	108	916
	GIPI 4 RZ 3	BZ 92 85 03		92	85	33	73	30	4		Zincato da ML 3	54	470
	GIPI 4 RZ 6	BZ 92 85 00		92	85	33	73	30	4		Zincato da ML 6	108	916
	GIPI 6 RM 3	BG 14 14 03	CA 4 RM CA 4 RMD	136	143	38	105	55	6	2000	Grezzo da ML 3	45	1020
	GIPI 6 RM 6	BG 14 14 06		136	143	38	105	55	6		Grezzo da ML 6	90	2034
	GIPI 6 RMZ 3	BZ 14 14 03		136	143	38	105	55	6		Zincato da ML 3	45	1020
	GIPI 6 RMZ 6	BZ 14 14 06		136	143	38	105	55	6		Zincato da ML 6	90	2034

Supporto per fissaggio a parete regolabile in altezza

- I Wall-fixing bracket height adjustable
- UK Höhenverstellbare Winkelbefestigung
- D Support de fixation à réglable en hauteur mur
- F Escudras regulables para atornillar a pared con suportes guía GIPI regulable en altura
- E Кронштейн регулируемый по высоте крепеж в стену
- RUS

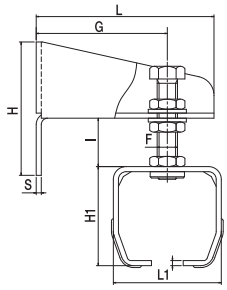

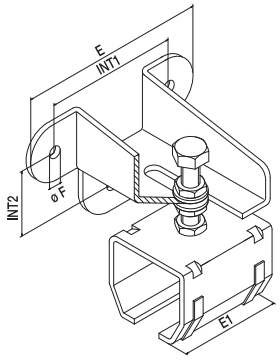

Articolo - Article		L	L1	H	H1	G min/max	I min/max	S	E	E1	F	øF	Int.1	Int.2	Abbinabile Combining		
Riferimento - Reference		mm														N°	Kg
32 P	ST 85 75 RH	140	85	110	75	52/115	0/35	4	175	100	M 16	12	125	60	GIPI 4 RP/RPZ	8	15
32 G	ST 10 10 RH	140	108	110	105	58/115	0/35	4	175	100	M 16	12	125	60	GIPI 4 R/RZ	8	25
32 M	ST 10 15 RH	180	158	110	166	50/150	0/75	6	175	130	M 20	12	125	60	GIPI 6 RM/MZ	4	16

Supporto di giunzione

- I Joint support bracket
- UK Verbindungsmuffe
- D Support de jonction
- F Suporte de union
- E Кронштейн соединительный
- RUS

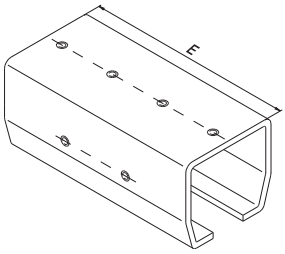

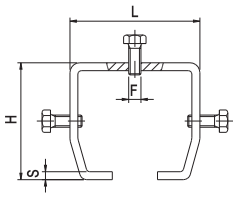

Articolo - Article		L	H	S	E	F	Abbinabile Combining		
Riferimento - Reference		mm						N°	Kg
31 P	ST 85 75 GO	83	74	4	180	M 8	GIPI 4 RP/RPZ	8	14,8
31 G	ST 10 10 GO	106	103	4	200	M 8	GIPI 4 R/RZ	6	16,6
31 M	ST 16 16 GO	158	166	6	250	M 8	GIPI 6 RM/MZ	2	12

Supporto a soffitto per guida piccola

- I Ceiling bracket for small guide
- UK Deckenmuffe fuer kleine Schiene
- D Support au plafond pour rail petit modèle
- F Suporte de techo para atornillar guía GIPI pequeña
- E Кронштейн потолочный для малой направляющей
- RUS

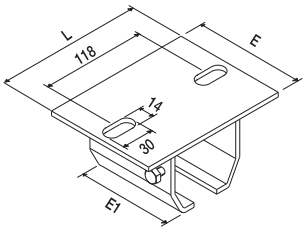

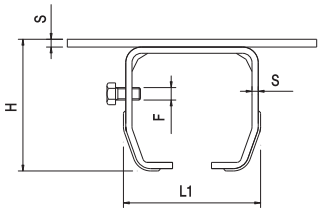

Articolo - Article		L	L1	H	S	E	E1	F	Abbinabile Combining		
Riferimento - Reference		mm						UNI		N°	Kg
33 P	ST 16 12 00	160	85	83	4	100	100	M 8	GIPI 4 RP/RPZ	10	17,6

Supporto a soffitto per guida grande

- I Supporto a soffitto per guida grande
- UK Ceiling bracket for large guide
- D Deckenmuffe fuer grosse Schiene
- F Support au plafond pour rail grand modèle
- E Suporte de techo para atornillar guía GIPI grande
- RUS Кронштейн потолочный для большой направляющей

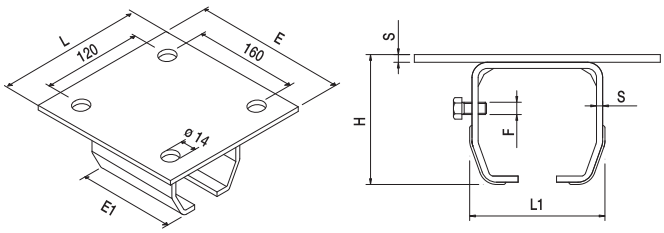

Articolo - Article		L	L1	H	S	E	E1	F	Abbinabile Combining		
Riferimento - Reference		mm						UNI		N°	Kg
33 G	ST 16 20 00	160	108	110	4	200	100	M 8	GIPI 4 R/RZ	4	10,6

Supporto lungo o per doppia guida per supporti piccoli o grandi

- I Supporto lungo o per doppia guida per supporti piccoli o grandi
- UK Double guide support bracket
- D Doppel Winkelbefestigung
- F Support double guide
- E Escudra larga para atornillar a pared o para doble guía
- RUS Кронштейн длинный для двойной направляющей

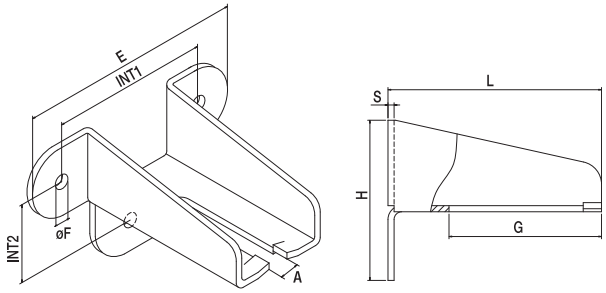

Articolo - Article		L	H	G	A	S	E	øF	Int.1	Int.2		
Riferimento - Reference		mm									N°	Kg
34/140	ST 14 60 00	140	110	100	17	4	175	12	125	60	10	8,4
34/180	ST 18 60 00	180	110	135	17	4	175	12	125	60	8	8,3
34/240	ST 24 60 00	240	110	195	17	4	175	12	125	60	6	8,3
35/240	ST 24 60 01	240	110	195	17	5	175	12	125	60	6	9,6
35/240 M	ST 24 60 21	240	110	195	20	5	175	12	125	60	6	9,6
34/300	ST 30 60 00	300	110	135	17	4	175	12	125	60	8	14
34/400	ST 40 60 00	400	110	135	17	4	175	12	125	60	6	14
34/450	ST 45 60 00	450	110	135	17	4	175	12	125	60	6	16

Supporto regolabile ad L per guide art. 58

- I Supporto regolabile ad L per guide art. 58
- UK New support braket for art. 58 guide
- D Winkelbefesigung fur art. 58 Schiene
- F Support guide pour rail art. 58
- E Escuadra a L para art. 58 guía
- RUS Регулируемая опорная стойка для направляющей 58

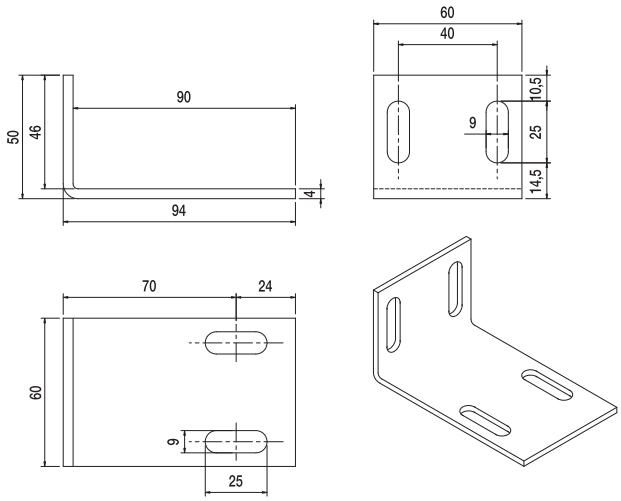



Articolo - Article			
Riferimento - Reference		N°	Kg
P 83	PT 50 94 00	10	2,3

Supporto guida GIPI regolabile in altezza

- I GIPI guide support, adjustable in height
- UK Höhenverstellbare Schienenbefestigung
- D Support de rail GIPI réglable en heuteur
- F Suportes guía GIPI reguleble en altura
- E Кронштейн направляющей, регулируемый по высоте
- RUS

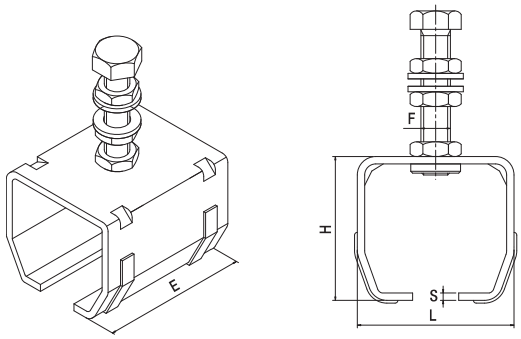

Articolo - Article		L	H	S	E	F	Abbinabile Combining		
Riferimento - Reference		mm						N°	Kg
39 P	ST 85 75 RG	85	78	4	100	M 16x75	GIPI 4 RP/RPZ	16	19,5
39 G	ST 10 10 RG	108	105	4	100	M 16x75	GIPI 4 R/RZ	10	15
39 M	ST 16 16 RG	158	166	6	160	M 20x90	GIPI 6 RM/RMZ	4	12,8

Attacco canalina per art. 71/Z

- I Bracket for 71/Z
- UK Haltewinkelbefestigung für 71/Z
- D Support pour 71/Z
- F Supporte para guía art. 71/Z
- E Кронштейн направляющей
- RUS

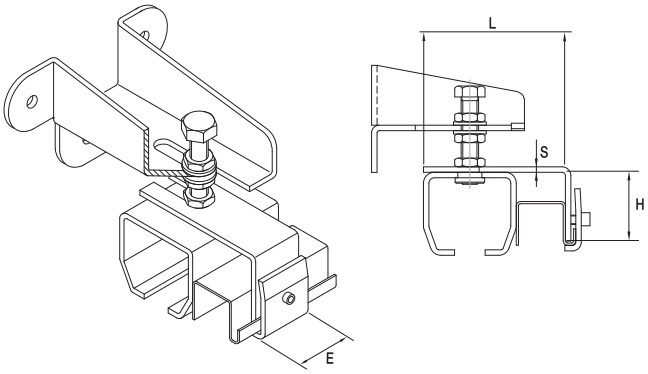

Articolo - Article		L	H	S	E	Abbinabile Combining		
Riferimento - Reference		mm					N°	Kg
70 P	ST 01 35 P0	135	63	5	50	32 P	20	9,6
70 G	ST 01 55 G0	155	74	5	50	32 G	20	11
70 M	ST 24 88 G0	178	107	5	50	32 M	10	7

Canalina per deragliamento ante portone a libro

- I Canalina guide for wing derailment for folding doors
- UK Fuehrungsschiene fuer Falt-Türen
- D Rail pour déviation des portes accordéon
- F Guía cincada para desviar hojas della puerta
- E Направляющая от смещения для складных ворот
- RUS

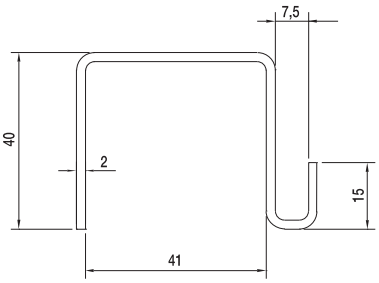

Articolo - Article		Descizione Description	Fasci Sheafs	
Riferimento - Reference			ML	Kg
71 Z	BZ 45 40 00	Zincato da ML 6	240	500

Deviatore per portoni a libro a fissaggio laterale

- I Deviatore per portoni a libro a fissaggio laterale
- UK Deviator for folding doors
- D Kulissenfuehrung
- F Guide de déviation pour portes accordéon
- E Tope para desviar hojas de puertas plegables con placa con fijiación lateral alla guía (atornillar)
- RUS Девиатор для складных ворот

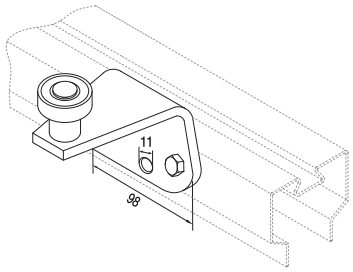

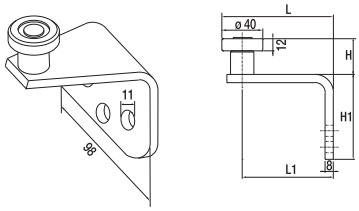

Articolo - Article		H	H1	L	L1		
Riferimento - Reference		mm				N°	Kg
78	DT 30 08 00	35	80	107,5	87,5	8	7,1
78 M	DT 10 06 00	100	60	147,5	127,5	8	10

Deviatore per portoni a libro a fissaggio superiore

- I Deviatore per portoni a libro a fissaggio superiore
- UK Deviator for folding doors
- D Kulissenfuehrung
- F Déviation pour portes accordéon
- E Tope para desviar hojas de puertas plegables con placa con fijiación superior alla guía (atornillar)
- RUS Девиатор для складных ворот с креплением сверху

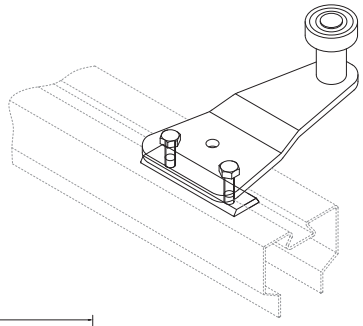



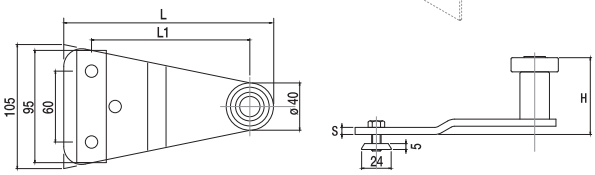

Articolo - Article		H	L	L1	S		
Riferimento - Reference		mm				N°	Kg
78/S	DT 17 13 60	65	170	134	6	10	9
78/SM	DT 20 13 60	113	198,5	162	8	10	9

Aste inferiori manigliate

- I Aste inferiori manigliate
- UK Lower rod
- D Untere Verriegelungs Stange
- F Barre inférieure
- E Barra inferior con manilla ezquierda o derecha
- RUS Ригель нижний

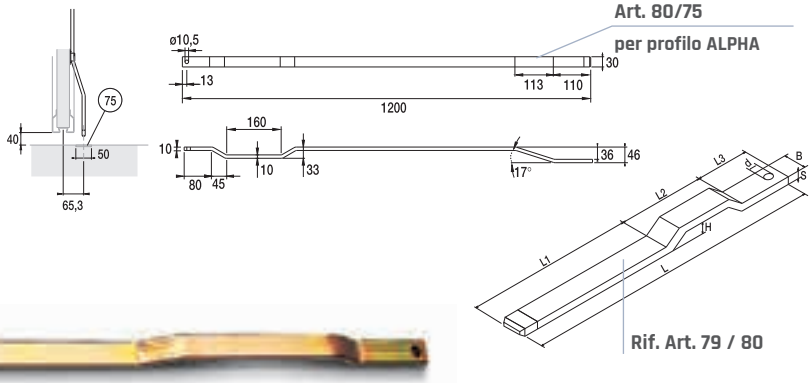

Rif. Art. 79 / 80

Articolo - Article		d	B	S	H	L	L1	L2	L3	Abbinabile Combining		
Riferimento - Reference		∅	mm			ML	mm				N°	Kg
79	FT 25 10 PI	10,5	25	10	25	1,2	870	250	80	97 DX/SX	1	1,3
80	FT 30 10 PI	10,5	30	10	25	1,2	870	250	80	36/95 DX/SX	1	1,5
80/75	FT 30 10 PPI	10,5	30	10	25	1,2	870	250	80	36/95 DX/SX	1	1,5

Aste superiori

- I Aste superiori
- UK Upper rod
- D Obere Verriegelungs Stange
- F Barre supérieure
- E Barra superior
- RUS Ригель верхний

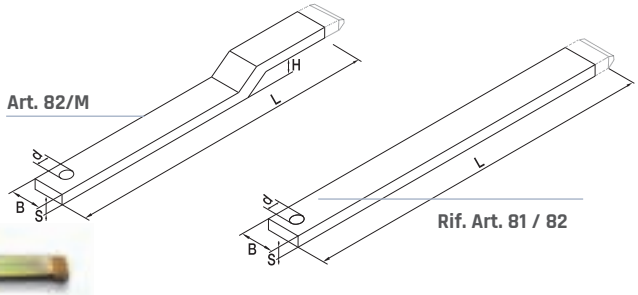

Articolo - Article		d	B	H	S	L	Abbinabile Combining		
Riferimento - Reference		∅	mm			ML		N°	Kg
81	FT 25 10 PS	10,5	25	-	10	4,8	97 DX/SX	1	4,8
82	FT 30 10 PS	10,5	30	-	10	4,8	36/95 DX/SX	1	5,5
82/P	FT 30 10 PP	10,5	30	66,5	10	4,8	36/95 DX/SX	1	5,5
82/G	FT 30 10 PG	10,5	30	77,5	10	4,8	36/95 DX/SX	1	5,5
82/M	FT 30 10 PM	10,5	30	99	10	4,8	36/95 DX/SX	1	5,5

Puntale in zama

- I Puntale in zama
- UK End element zama
- D Endelement zama
- F Element terminal zama
- E Elementos zama
- RUS Наконечник из зама

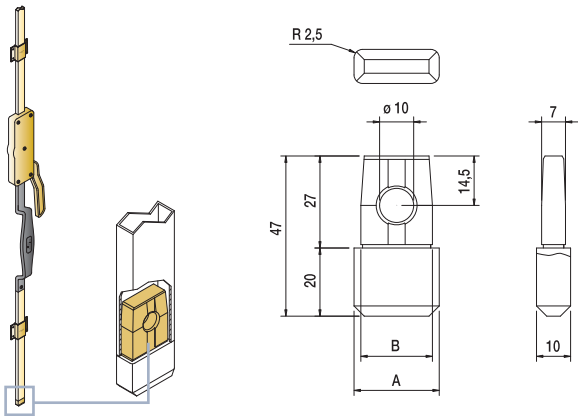

Articolo - Article		A	B		
Riferimento - Reference		mm		N°	Kg
79/25	PT 25 47 ZO	25	21	50	3,3
80/30	PT 30 47 ZO	25	26	50	3,8

Incontro a pavimento per aste

- I Incontro a pavimento per aste
- UK Floor meeting point for rods
- D Verriegelungsblech
- F Butée au sol pour barres
- E Topes de acero cincado o inoxidable con fijación a suelo para atornillar
- RUS Упор напольный для ригеля

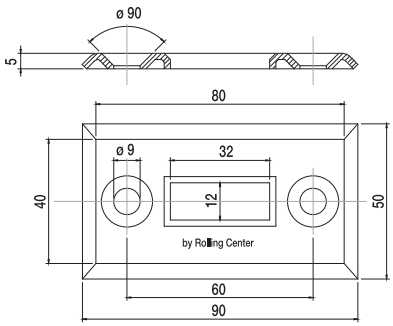

Articolo - Article		Abbinabile Combining		
Riferimento - Reference			N°	Kg
75	PZ 80 40 00	79/80	50	3,6

Scorriasta ad innesto automatico per asta 25x10

- UK 25x10 automatic plugging rod guide
- D Halterung fuer Verriegelungsschiene 25x10
- F Guide coulissant pour fermeture automatique (pour barre 25x10)
- E Corredera para barras de 25x10
- RUS Направляющая для ригеля 25x10

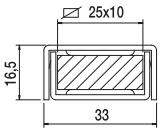

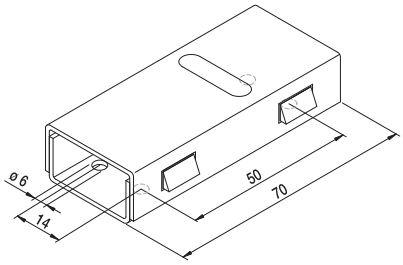

Articolo - Article		Int.		
Riferimento - Reference		mm	N°	Kg
54	PT 33 70 00	14x50	50	4,4

Scorriasta per asta 30x10

- UK 30x10 rod guide
- D Halterung mit Befestigungblech fuer Verriegelungsschiene
- F Guide coulissant pour barre 30x10
- E Corredera para barras de 30x10 con placa para atornillar
- RUS Направляющая для ригеля 30x10

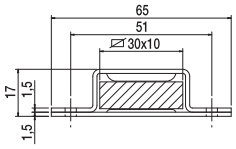

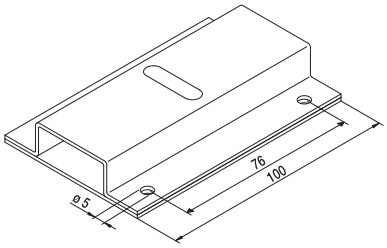

Articolo - Article		Int.		
Riferimento - Reference		mm	N°	Kg
37	PT 65 10 00	51x76	50	9,1

Scorriasta chiuso per asta 30x10

- UK 30x10 closed rod guide
- D Halterung mit verdeckter Befestigung fuer 30x10 Verriegelungsschiene
- F Guide coulissant fermé pour barre 30x10
- E Corredera cerrada para barras de 30x10
- RUS Направляющая закрытая для ригеля 30x10

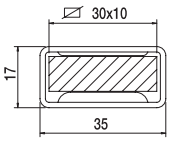

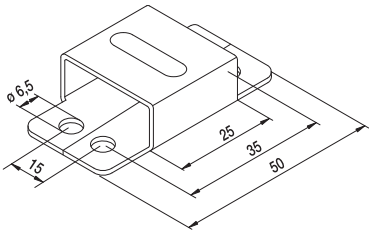

Articolo - Article		Int.		
Riferimento - Reference		mm	N°	Kg
55	PT 50 35 00	15x35	50	2,4

Scorriasta chiuso per asta 25x10

I 25x10 closed rod guide
UK Halterung mit verdeckter Befestigung fuer 25x10
D Verriegelungsschiene
F Guide coulissant fermé pour barre 25x10
E Corredera cerrada para barras de 25x10
RUS Направляющая закрытая для ригеля 25x10

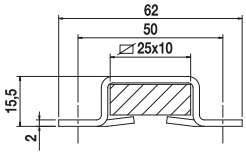

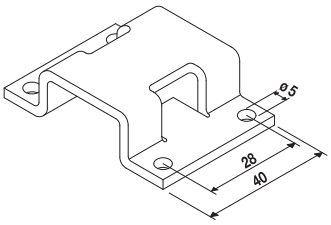

Articolo - Article		Int.		
Riferimento - Reference		mm	N°	Kg
150	PT 10 40 20	28x45	50	2,3

Scorriasta con anima in nylon 151

I Rod guide with Nylon core 151
UK Stabführung mit Nylon-kern 151
D Guide barre avec interieur Nylon 151
F Corredera con alma en Nylon 151
E Стержень направляющей с нейлоновой сердцевиной 151
RUS

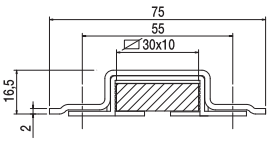

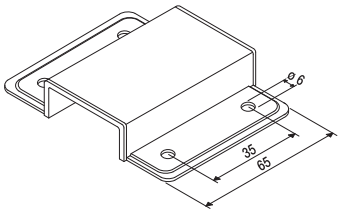

Articolo - Article		Int.		
Riferimento - Reference		mm	N°	Kg
151	PT 78 65 00	35x55	50	5,5

Scorriasta con anima in nylon 152

I Rod guide with Nylon core 152
UK Stabführung mit Nylon-kern 152
D Guide barre avec interieur Nylon 152
F Corredera con alma en Nylon 152
E Стержень направляющей с нейлоновой сердцевиной 152
RUS

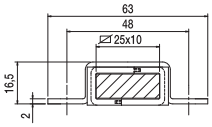

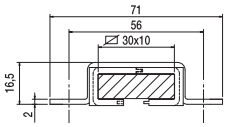

Art. 152/25

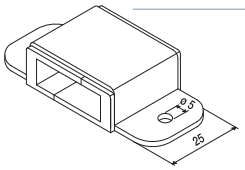

Art. 152/30

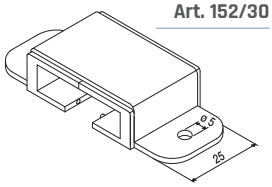

Art. 152/25



Art. 152/30

Articolo - Article		Int.		
Riferimento - Reference		mm	N°	Kg
152/25	PT 65 25 00	48	50	2
152/30	PT 70 30 00	53	50	2,3

Bandiere deragliamento ante portoni a libro

I Bandiere deragliamento ante portoni a libro
UK Bander for wings derailment for folding doors
D Kurven Kulisse
F Bande de déraillement
E Banderas desviadoras de hojas para puerta plegable art. 73 hasta 1 metro art. 74 mas de 1 metro
RUS Полоса изогнутая для складных ворот

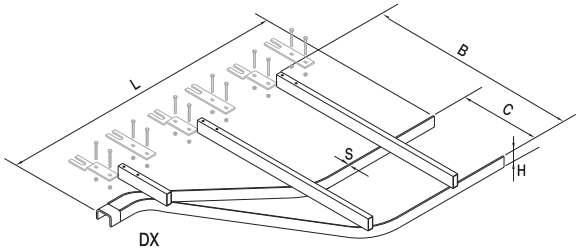

Articolo - Article		B	L	C	H	S	Abbinabile Combining		
Riferimento - Reference		mm						N°	Kg
73 DX	DZ 00 80 D0	675	1105	301	40	5	Fino a 1 ML	1	8,3
73 SX	DZ 00 80 S0	675	1105	301	40	5	Fino a 1 ML	1	8,3
74 DX	DZ 01 06 D0	990	1470	310	40	5	Oltre 1 ML	1	12
74 SX	DZ 01 06 S0	990	1470	310	40	5	Oltre 1 ML	1	12

Forchetta per fissaggio bandiera su guida piccola complete di viti

I Forchetta per fissaggio bandiera
UK su guida piccola complete di viti
D Fixing fork for derailment on small rail with screws
F Befestigung fuer Schienen-Sammlung auf klein. Schienen mit Schrauben
E Fourchette de fixation bandeau sur rail petit modèle avec vis
Pletina para fijar bandera sobre la guía pequeña con tornillos
RUS Кронштейн-вилка крепления полосы к малой направляющей на винты

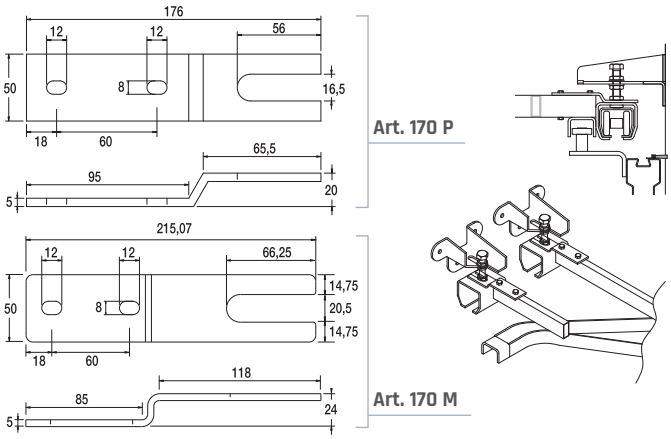

Articolo - Article		Abbinabile Combining		
Riferimento - Reference			N°	Kg
170 P	DZ 40 17 P0	GIPI 4RP/PZ	24	5,5
170 M	DZ 50 21 P0	GIPI 6RM/Z	24	5,5

Forchetta per fissaggio bandiera su guida grande complete di viti

I Forchetta per fissaggio bandiera
UK su guida grande complete di viti
D Lower galvanized guide for folding doors ml. 6 bars.
F Bodenlaufschiene fuer Falttüren aus Stahl, verzinkt - Stangen Länge 6 ml
E Rail inférieur zingué pour porte accordéon en barre de 6ml
Pletina para fijar bandera sobre la guía grande con tornillos
RUS Кронштейн-вилка крепления полосы к большой направляющей на винты

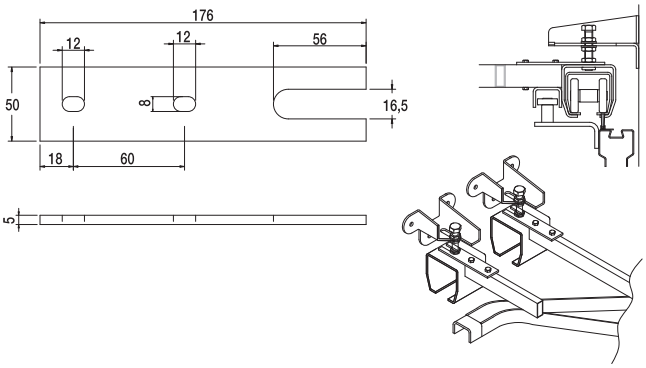

Articolo - Article		Abbinabile Combining		
Riferimento - Reference			N°	Kg
170 G	DZ 40 17 D0	GIPI 4R/RZ	24	5,5

Cariglione piccolo dx-sx per asta 25x10

- I Small right/left lock for 25x10 rod
- UK Triebriegel Rechts-Links 25x10
- D Poignée de fermeture droite/gauche pour barre 25x10
- F Cremonas de acero bicromatado o inoxidable para barra 25x10
- E Ручка поворотная ригелей 25x10 левая/правая
- RUS

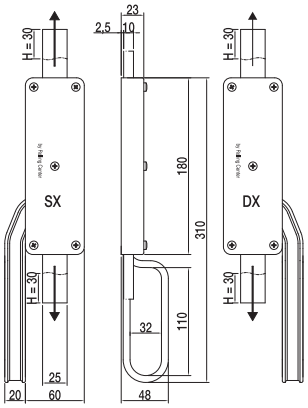

Articolo - Article			
Riferimento - Reference		N°	Kg
97 SX	AT 00 97 OS	5	4,3
97 SX V	AN 00 97 OS	5	4,3
97 DX	AT 00 97 OD	5	4,3
97 DX V	AN 00 97 OD	5	4,3

Cariglione dx-sx per asta 30x10

- I Right/left lock for 30x10 rod
- UK Triebriegel Rechts-Links 30x10
- D Poignée de fermeture droite/gauche pour barre 30x10
- F Cremonas de acero bicromatado o inoxidable para barra 30x10
- E Ручка поворотная ригелей 30x10 левая/правая
- RUS

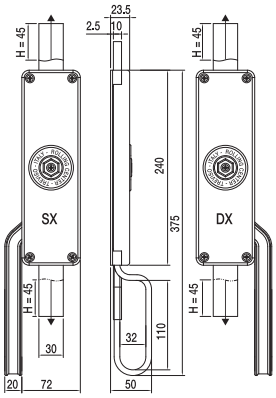

Articolo - Article			
Riferimento - Reference		N°	Kg
36 SX	AT 00 36 1S	15	21
36 SX V	AN 00 36 1S	15	21
36 DX	AT 00 36 1D	15	21
36 DX V	AN 00 36 1D	15	21

Cariglione dx-sx per asta 30x10 predisposto per serratura

- I Preseted key opening - right/left lock for 30x10 rod
- UK Triebriegel Rechts-Links 30x10 schloss fuer Schlüssel
- D Poignée de fermeture droite/gauche pour barre 30x10 pour serrure
- F Cremonas de acero bicromatado o inoxidable preparado para serradura para barra 30x10 sin llave
- E Ручка поворотная ригелей 30x10 левая/правая для замка с ключом
- RUS

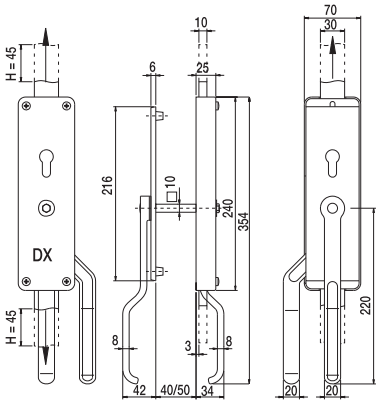

Articolo - Article			
Riferimento - Reference		N°	Kg
95 SX	AT 00 95 CS	2	3,9
95 SX V	AN 00 95 CS	2	3,9
95 DX	AT 00 95 CD	2	3,9
95 DX V	AN 00 95 CD	2	3,9

I Cariglioni dx-sx con perni lunghi per asta interna al telaio

UK Right/left locks with longer pins for inner frame rods
D Triebriegel Rechts-Links mit längeren Stiften für innere Rahmenstangen
F Poignée de fermeture droite / gauche avec des épingles plus longues pour les tiges de cadre intérieur
E Cremonas derecha / izquierda con pasadores largos para barras interiores del bastidor
RUS Правые / левые замки с более длинными штифтами для внутренних каркасов

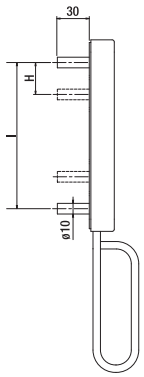

Articolo - Article		I	H		
Riferimento - Reference		mm		N°	Kg
97 DX AIV	AN 00 97 ID	138	30	2	2
97 SX AIV	AN 00 97 IS	138	30	2	2
36 DX AIV	AN 00 36 ID	191	45	2	2,4
36 SX AIV	AN 00 36 IS	191	45	2	2,4
95 DX AIV	AN 00 95 ID	222	45	2	3,9
95 SX AIV	AN 00 95 IS	222	45	2	3,9

I Guida inferiore zincata per portoni a libro barre da 6 ml

UK Lower galvanized guide for folding doors ml. 6 bars.
D Bodenlaufschiene fuer Falttüren aus Stahl, verzinkt - Stangen Länge 6 ml
F Rail inférieur zingué pour porte accordéon en barre de 6ml
E Guía inferior galvanizada para empotrar puerta plegable
RUS Рельс нижний оцинк для складных ворот 6 м

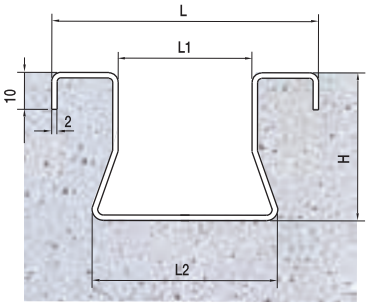

Articolo - Article		L	H	L1	L2	Descizione Description	Fasci Sheafs	
Riferimento - Reference		mm					ML	Kg
38/30	BZ 81 50 06	81	50	31	50	Zincato da ML 6	192	600
38/40	BZ 95 60 06	95	60	41,5	60	Zincato da ML 6	192	680

I Carrello a 3 ruote in nylon per portoni a libro

UK 3 wheel carriage in nylon
D Wagen mit 3 Rädern aus Nylon
F Chariot à 3 roues en nylon
E Carros con tres ruedas de nylon de 1 coijenete para puerta plegable
RUS Тележка с 3 нейлоновыми роликами

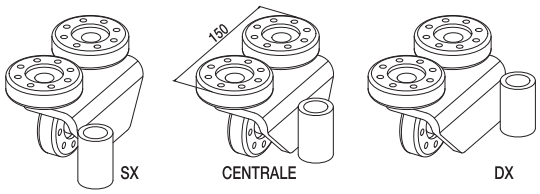

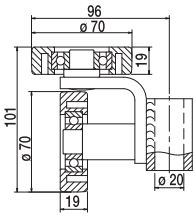

Articolo - Article		Portata Capacity		
Riferimento - Reference		Kg x1	N°	Kg
193	LP 70 70 30	300	10	16,8
193 DX	LP 70 70 3D	300	10	16,8
193 SX	LP 70 70 3S	300	10	16,8

Guida zincata asolata per carrello 193 DX-SX

I Guida zincata asolata per carrello 193 DX-SX
UK Guide for carriage 193 DX-SX for folding doors
D Fuehrungsschiene fuer 3 Räederwagen 193 DX-SX
F Guide pour chariot 193 DX-SX (porte accordéon)
E Guía para carro 193 DX-SX para puertas plegables
RUS Направляющая для тележки 193/DX/SX для складных ворот

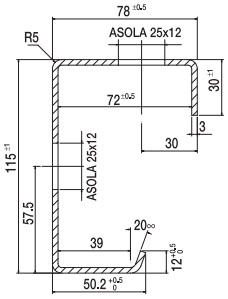

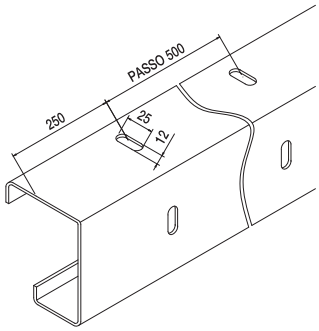

Articolo - Article		Descizione Description	Fasci Sheafs	
Riferimento - Reference			ML	Kg
WALL Z6	BZ 78 11 A0	Zincato da ML 6	108	708

SILVESTRO il carrello per copri/scopri centine camion

I SILVESTRO il carrello per copri/scopri centine camion
UK SILVESTRO the carriage for cover/uncover truck's rib
D Rollenfuehrung mit Befestigungsblech SILVESTRO
F SILVESTRO, le chariot pour rideaux à coulissement horizontal
E SILVESTRO, el carro para techos de camion
RUS SILVESTRO, тележка для сдвижных горизонтальных шторок грузовиков

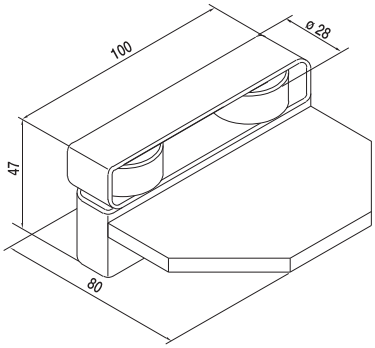

Articolo - Article			
Riferimento - Reference		N°	Kg
SILVESTRO	LT 29 80 40	30	18,5

Guida per carrello SILVESTRO per centine scopribili

I Guida per carrello SILVESTRO per centine scopribili
UK Guide for SILVESTRO carriage for truck's rib
D Fuehrungsschiene SILVESTRO
F Guide pour le chariot SILVESTRO
E Guía para carro SILVESTRO
RUS Направляющая для тележки SILVESTRO

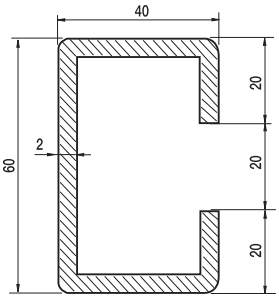

Articolo - Article		Descizione Description	Fasci Sheafs	
Riferimento - Reference			ML	Kg
65	BZ 40 60 00	Zincato da ML 6,8	68	190

Easy & SMART

IL NUOVO KIT PER PORTONI LEGGERI

Scoprite i vantaggi della migliore soluzione sul mercato

Dall'esperienza e dalla qualità Rolling Center nasce EASY&SMART, la nuova linea di componenti per portoni leggeri scorrevoli e a libro con luce di apertura fino a 3000mm.

UK

Discover the advantages of the best solution on the market
From the experience and quality of Rolling Center EASY&SMART was born, the new line of components for lightweight doors up to 3000mm opening.

D

Entdecken Sie die Vorteile der besten Lösung auf dem Markt. Aus der Erfahrung und Qualität von Rolling Center entspringt EASY&SMART, die neue Linie von Beschlägen für leichte Tore bis 3000mm Öffnung.

F

Découvrez les avantages de la meilleure solution sur le marché. D'après l'expérience et la qualité de Rolling Center voici EASY&SMART, la nouvelle ligne de composants pour des portes légères jusqu'à 3000mm de passage.

E

Descubre las ventajas de la mejor solución en el mercado. De la experiencia y calidad de Rolling Center nació EASY&SMART, la nueva línea de componentes para puertas ligeras hasta 3000mm de pasaje.

RUS

Преимущество и лучшие решение на рынке. Опыт и качество Rolling center рождает Easy & smart новая линия для дверей облегченных раздвижных и » гормошковых» дверей со светом, при открытие, до 3000 мм.

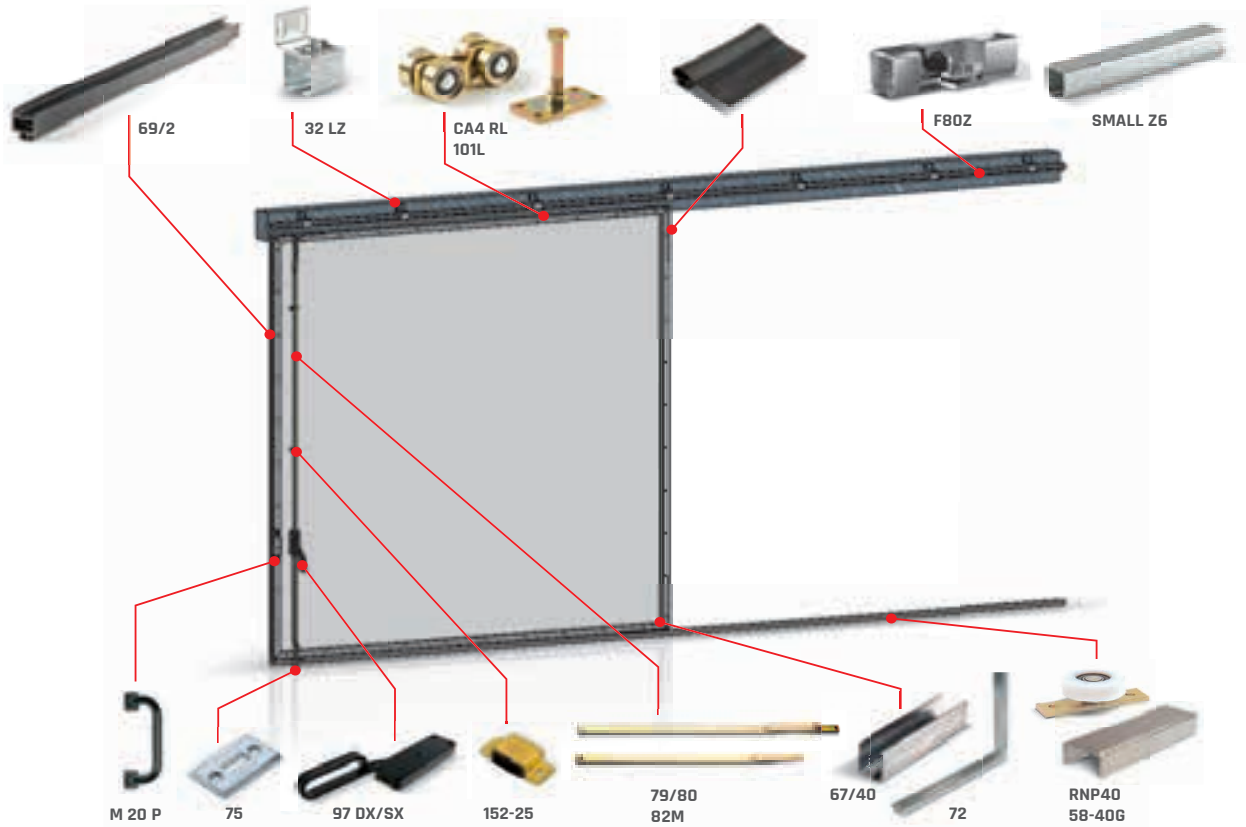

Facile

Il montaggio del portone non è più un problema. Dovrete solo assemblare i singoli componenti che vi saranno forniti su misura ed in kit.

Veloce

Il disegno con i singoli componenti richiesti vi permetterà di ottimizzare i tempi di assemblaggio del portone senza errori.

Disponibile in KIT!

Vi verrà fornito tutto quello che vi serve per realizzare il vostro portone industiale su misura, fino alle dimensioni di 3.000 x 3.000mm.

UK Easy The mounting of the door is no longer a problem. You just have to assemble the individual accessories components that will be provided tailor-made and in kit form.

D Einfach Die Montage der Tür ist nicht länger ein Problem. Sie müssen nur die einzelnen Beschläge montieren, die Ihnen maßgeschneidert und im Kit zur Verfügung gestellt werden.

F Facile Le montage de la porte n'est plus un problème. Vous avez juste à assembler les accessoires individuels qui seront fournis sur mesure et en kit.

E Fácil El montaje de la puerta ya no es un problema. Sólo tiene que montar los accesorios individuales que serán proporcionados a la medida y bajo forma de kit.

RUS Простота Сборка дверей больше не проблема. нужно собрать одиночные составляющие которые находится в комплекте.

UK Fast The technical drawing provided, with the individual components required, will allow you to optimize the time of assembly of the door without errors.

D Schnell Die mitgelieferte technische Zeichnung mit den einzelnen erforderlichen Beschlägen ermöglicht es Ihnen, die Zeit zu optimieren und die Montage des Tores fehlerlos durchzuführen.

F Rapide Le dessin avec les accessoires individuels nécessaires vous permettra d'optimiser le temps de montage de la porte sans erreurs.

E Rápida El diseño técnico de los accesorios individuales necesarios le permitirá optimizar el tiempo de montaje de la puerta y sin errores.

RUS Скорость Рисунки по сборке разрешают вам оптимизировать время по сборке дверей без ошибок.

UK Available in KIT! You will be provided with everything you need to achieve your industrial door tailored to the size of max. 3000x3000mm.

D Vollständig Es wird Ihnen alles bereitgestellt, was Sie brauchen, um Ihr maßgeschneidertes Tor zu montieren, bis zu einer Größe von 3000 x 3000mm.

F Disponible en KIT! Vous recevrez tout le nécessaire pour réaliser votre porte industrielle sur mesure jusqu'à la taille maximale de 3000x3000mm.

E Completa Se le proporcionará todo lo necesario para alcanzar su puerta industrial hecha a la medida con tamaño max de 3.000x3.000mm.

RUS Составляющие комплекта Вам будут отправлены все составляющие для быстрой сборки индустриальных дверей \по размеру\ в пределах от 3000\3000 мм

Economico

I Tutto è tagliato e forato a misura, niente più sfridi o perdite di tempo per il taglio dei profili!

UK Economic: Everything is cut and drilled to size, no more material waste or loss of time for the cutting of profiles!

D Günstig: Alles wird schon nach Maß geschnitten und gebohrt mitgeliefert.Sie vermeiden jeglichen Zeitverlust beim Zuschneiden der Profile und jeglichen Abfall!

F Économique: Tout est coupé et percé à la taille, plus de déchets ou de perte de temps pour le coupage de profils!

E Económica: Todo ya se encuentra cortado y perforado a la medida, no tendrá más residuos o pérdida de tiempo con el corte de perfiles!

RUS Экономия времени Больше не теряйте времени на резку профиля и его сверление, все профиля уже полностью готовы к сборке

Resistente

I È un portone con uno spessore di 40mm, adatto alle diverse esigenze di chiusura richieste dal mercato.

UK Resistant: It is a door with a thickness of 40mm, suitable for the different needs of closure required by the market.

D Widerstandsfähig: Das 40mm dicke Tor eignet sich für die unterschiedlichsten Bedürfnisse der Verriegelung, die im Markt erforderlich sind.

F Résistant: Une porte d'une épaisseur de 40mm, adapté aux différentes exigences de clôture requises par le marché.

E Resistente: Una puerta industrial con un espesor de 40mm, adecuados para las diferentes necesidades de cierre requeridas por el mercado.

RUS Устойчивость к износу Двери толщенной в 40 мм со специальным запорным механизмом ,лучшим на рынке

Certificato

I Il portone EASY&SMART ha superato i test(*) richiesti dalla normativa UNI EN 12444 e UNI EN 12424 che regola la marcatura CE per portoni (resistenza al vento CLASSE 2). (*) se fornito completo di pannello.

UK Certificate The industrial door EASY&SMART has passed all tests(*) required by the regulations governing the CE mark for gates UNI EN 12444 and UNI EN 12424 (wind resistance CLASS 2). (*) only if supplied complete with panel.

D Zertifiziert: Das Tor EASY&SMART hat alle erforderlichen und vorschriftsmäßigen Prüfungen(*) zur CE-Kennzeichnung für Tore UNI EN 12444 und UNI EN 12424 bestanden (Windbeständigkeit WINDKLASSE 2). (*) Nur bei montierter Füllung.

F Certifié: La porte EASY&SMART a passé tous les tests(*) requis par les règlements régissant le marquage CE pour les portes UNI EN 12444 et UNI EN 12424 (résistance au vent CLASSE 2). (*) Si elle est fournie complète avec panneau.

E Certificada: La puerta industrial EASY&SMART ha pasado todas las pruebas(*) exigidas por la normativa que regula el marcado CE para las puertas industriales UNI EN 12444 e UNI EN 12424 (resistencia al viento CLASE 2). (*) Solamente si suministrada completa con los paneles.

RUS Сертифицировано Двери Easu&mart прошли тест который соответствует нормативам UNI CN 12444 и UNI CN 12424 Имеет маркировку CE для дверей \стойкость к ветру классе 2\

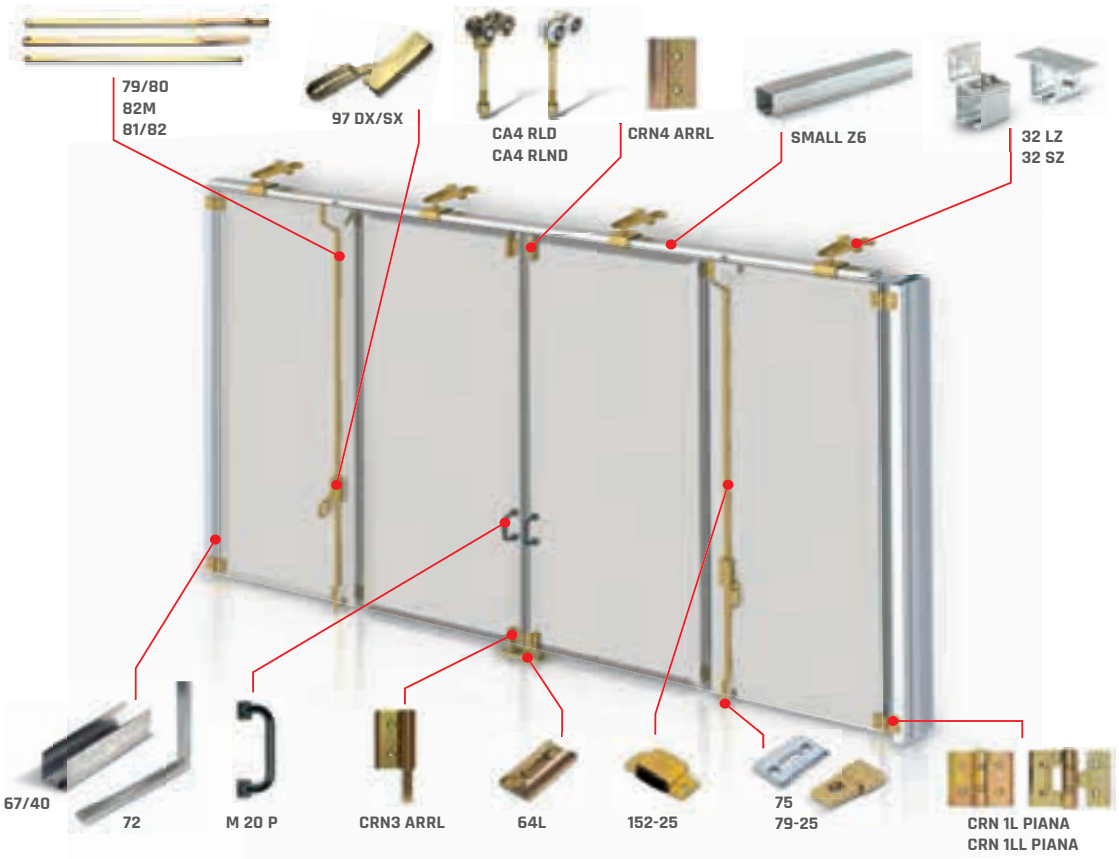

I Profilo per portoni scorrevoli e a libro per pannello da 40mm

UK Profile for sliding and folding doors with 40mm panel
D Führungsprofil für Schiebe- und Falttüren mit Paneel Wandstärke 40mm
F Guide pour portes pliantes et coulissantes avec panneau épaisseur 40mm
E Guia cincada para puerta corredera y plegable
RUS Профиль для раздвижных и складных дверей Для панели на 40мм

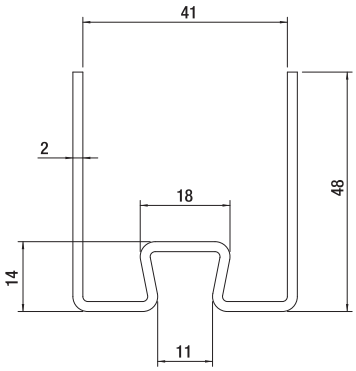

Articolo - Article		Descrizione Description	Fasci Sheafs	
Riferimento - Reference			ML	kg
67/40	BZ 48 45 00	Zincato da ML 6	192	480

I Squadretta in acciaio zincato per profilo pannello 40

UK Square steel assembling connector for profiles for 40mm panel
D Eckverbinder aus verzinktem Stahl für Profile für Paneele mit 40mm Wandstärke
F Equerre en acier zingué pour profilé pour panneaux de 40mm
E Angular en acero galvanizado para perfiles para paneles de 40mm
RUS Кронштейн из оцинкованной стали для панельного профиля 40

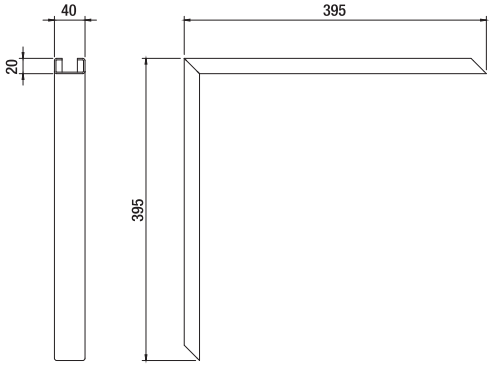

Articolo - Article		Portata Capacity		
Riferimento - Reference		kg x1	N°	kg
72	XZ 40 40 00	-	8	8,5

Guida per portoni scorrevoli e a libro

- I Guida per portoni scorrevoli e a libro
- UK Guide for sliding and folding doors
- D Schiene fuer Schiebe-und Falttüeren
- F Guide pour portes pliantes et coulissantes
- E Guía para puerta corredera y plegable
- RUS Направляющая для складных и сдвижных ворот

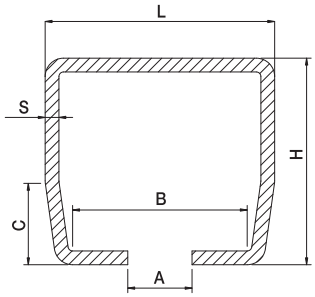

Tipo Type	Articolo - Article		Abbinabile Combining	L	H	A	B	C	S	Portata Capacity	Descrizione Description	Fasci Sheafs	
	Riferimento - Reference			mm						x1		ML	
	SMALL Z 6	BZ 50 45 00	LT 34 12 40	50	45	15	40	21	3	350	Zincata	192	700,8
	SMALL G 6	BG 50 45 00	LP 34 12 40	50	45	15	40	21	3	350		192	700,8

Supporto per fissaggio a parete regolabile in altezza

- I Supporto per fissaggio a parete regolabile in altezza
- UK Wall-fixing bracket height adjustable
- D Höhenverstellbare Winkelbefestigung
- F Support de fixation à réglable en hauteur mur
- E Escudras regulables para atornillar a pared con suportes guía GIPI regulable en altura
- RUS Кронштейн регулируемый по высоте крепеж в стену

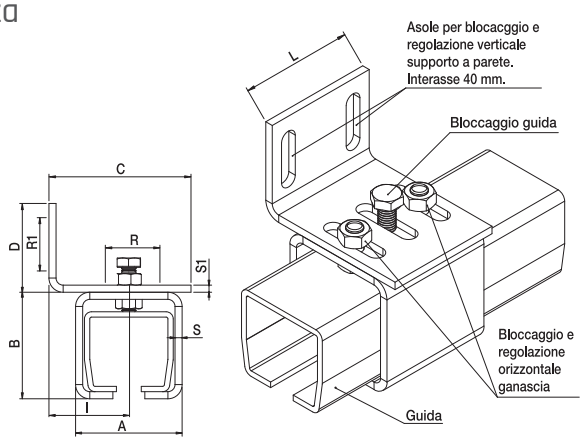

Articolo - Article		A	B	C	D	L	I	S/S1	R/R1		
Riferimento - Reference		mm								N°	
32 LZ	SZ 60 60 RH	60	60	80	50	60	28÷62	4	35/30	10	5,9

Supporto per fissaggio a soffitto per guida small

- I Supporto per fissaggio a soffitto per guida small
- UK Waal-fixing bracket for small guide
- D Deckenbefestigung für kleine Führung
- F Support de fixation au plafon pour petite guide
- E Soporte para fisaje de techo para guía pequeña
- RUS Поддержка для крепления к потолку для управления "small"

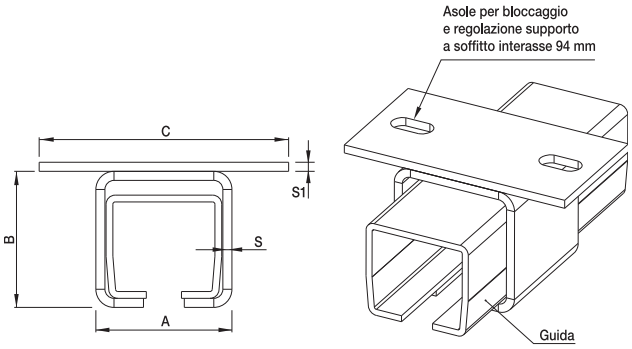

Articolo - Article		A	B	C	S/S1		
Riferimento - Reference		mm				N°	
32 SZ	SZ 60 13 SH	60	60	130	4	8	6

I Carrelli in acciaio centrali per portoni scorrevoli e a libro

UK Central steel carriages for sliding and folding doors
D Zentral, Stahlrollappparate fuer Schiebe und Falttüeren
F Chariot pour portes pliantes et coulissantes centré
E Carros de acero bicromatado o inoxidable con agujero centrado, para puerta corredera y plegable
RUS Тележка стальная для складных и сдвижных ворот

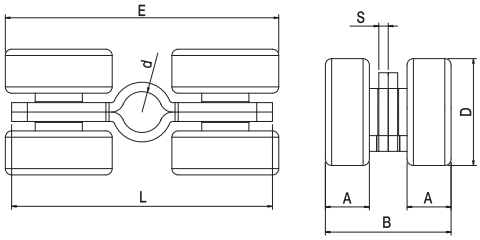

Tipo Type	Articolo - Article		D	d	A	B	E	L	S	Portata Capacity		
	Riferimento - Reference		∅		mm					Kg x1	N°	Kg
	CA 4RL	LT 34 12 40	34	13	14	40	87	83	3	230	20	7,7

I Carrelli in nylon centrali per portoni scorrevoli e a libro

UK Central nylon carriage for sliding and folding doors
D Zentral aus Nylon Rollapparate fuer Schiebe und Falttüeren
F Chariot pour portes pliantes et coulissantes centré
E Carros bicromatado con ruedas de nylon y cojinete con agujero central
RUS Тележка с нейлоновыми роликами для складных и сдвижных ворот

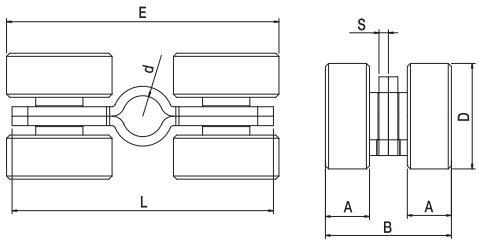

Tipo Type	Articolo - Article		D	d	A	B	E	L	S	Portata Capacity		
	Riferimento - Reference		∅		mm					Kg x1	N°	Kg
	CA4 RLN	LP 34 12 40	34	13	14	40	87	83	3	200	20	7

I Piastra di fissaggio perno carrello e regolazione in altezza

UK Height adjustable pin for carriage fastening
D Hoehevertellbare Befestigungsplatte fuer Wagen Stifte
F Plaque de fixation axe-chariot réglable en hauteur
E Placa de fijación con regulacion en altura para carro
RUS Пластина крепежная для оси тележки, регулируемая по высоте

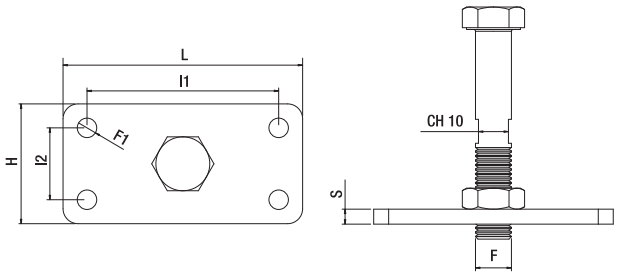

Articolo - Article		L	H	S	F	F1	l1xl2		
Riferimento - Reference		mm						N°	Kg
101 L	PT 80 40 50	80	40	5	M12x70	Ø 6,5	64x24	20	3,86
101 L/130	PT 80 40 51	80	40	5	M12x130	Ø 6,5	64x24	20	5

Carrelli in acciaio e nylon decentrati con perno per portoni a libro

- I Decentered steel carriage with pin for folding doors
- UK Dezentrale Stahlrollapparate mit Stift für Falttüren
- D Chariot pour portes coulissantes décentré
- F Carros de acero para puertas plegables con pierno lateral
- E Стальные и нейлоновые суппорты со смещенным центром, со штифтом для складных дверей
- RUS

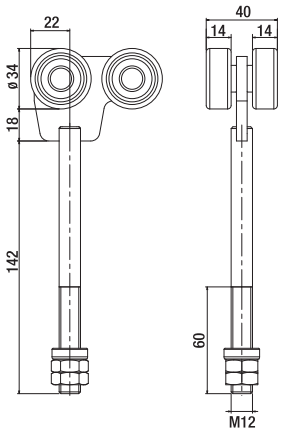

Articolo - Article		Materiale Material	Portata Capacity		
Riferimento - Reference			Kg x1	N°	Kg
CA 4 RLD	LT 34 12 4D	Acciaio	230	10	5,6
CA 4 RLND	LP 34 12 4D	Nylon	200	10	4,2

Cerniera in acciaio piccola arretrata di testa, per perno ø 12, a 1 ala superiore per portoni a libro

- I Small head hinge with one upper wing for carriage pin ø 12
- UK Kopfscharnier (oben), für ø 12 Stift
- D Charnière supérieure à 1 coté, pour axe ø 12
- F Bisagra lateral en acero con 1 ala, por pernio ø 12
- E Малый стальной шарнир с опорным отверстием, для штифта ø 12, на 1 верхнем крыле для складных дверей
- RUS

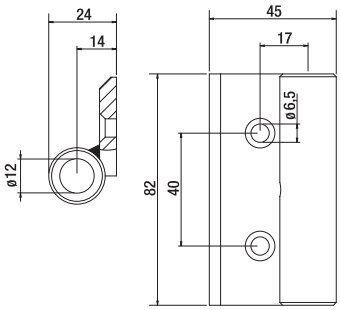

Articolo - Article		Portata Capacity		
Riferimento - Reference		Kg x1	N°	Kg
CRN 4 ARRL	ET A0 08 41	80	10	2,8

Cerniera in acciaio piccola arretrata di testa, con perno ø 12, a 1 ala inferiore per portoni a libro

- I Small head hinge with one lower wing with pin ø 12
- UK Kopfscharnier (unten), mit ø 12 Stift
- D Charnière inférieure à 1 coté, avec axe ø 12
- F Bisagra lateral en acero con 1 ala, con pernio ø 12
- E Малый стальной шарнир с опорным отверстием, для штифта ø 12, на 1 верхнем крыле для раздвижных дверей
- RUS

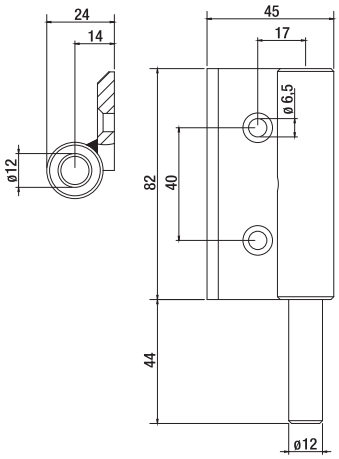

Articolo - Article		Portata Capacity		
Riferimento - Reference		Kg x1	N°	Kg
CRN 3 ARRL	ET A0 08 31	-	10	3,9

I Cerniere in acciaio piccole, perno ø 12, a 2 ali di mezzeria per portoni a libro

UK Small steel hinge, pin ø 12, for folding doors with two centre-line wings
D 2 - Flügel - Scharnier (mitte), ø 12 Stift
F Charnière centrale à 2 côtés en acier - petit modèle, axe ø 12
E Bisagra central en acero con 2 alas, pierno ø 12
RUS Петля центральная двойная стальная малая

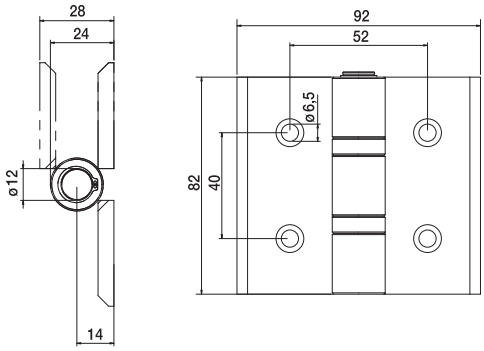

Tipo Type	Articolo - Article		Portata Capacity		
	Riferimento - Reference		x1	N°	
	CRN 1L PIANA	ET 00 08 11	80	15	7,35

I Cerniera in acciaio piccola larga, perno ø 12, a 2 ali di mezzeria per portoni a libro

UK Small and large steel hinge, pin ø 12, with two centre line wings for folding doors
D 2 - Flügel - Scharnier (mittig), ø 12 Stift
F petite charnière centrale à 2 côtés en acier pour portes à accordéon, axe ø 12
E Bisagra central en acero con 2 alas para puertas plegadizas, pernio ø12
RUS Малый стальной широкий шарнир, штифт ø 12, на 2 крыла средней оси для раздвижных дверей



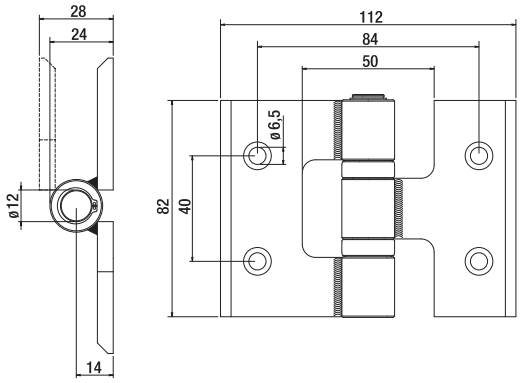

Articolo - Article		Portata Capacity		
Riferimento - Reference		x1	N°	
CRN 1LL PIANA	ET 00 08 1L	80	10	4,8

I Incontro rettangolare per portoni a libro

UK Rectangular meeting point for folding doors
D Bodenfüehrungsplatte, rechteckig
F Butée rectangulaire pour porte accordéon
E Topes rectangulares bicromatados para puerta plegable para atornillar
RUS Упор прямоугольный для складных ворот



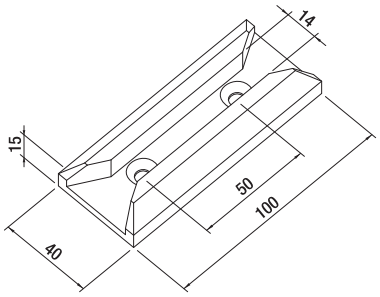

Articolo - Article		Portata Capacity		
Riferimento - Reference		x1	N°	
64 L	FT 40 15 10	-	10	2,9

I Carrello piccolo a 2 ruote con piastra per teloni e pareti mobili

UK Small 2 wheels carriage with plates for tarpaulin and movable walls
D Klein 2-Räder Wagen mit Platten für Decken und bewegliche Wände
F Petit chariot à 22 roues avec plaques pour des bâches et des cloisons mobiles
E Carretilla pequeña de 2 ruedas con planchas para tendal y paredes muebles
RUS Тележка малая с пластиной с двумя колесами для занавеса и подвижной перегородки

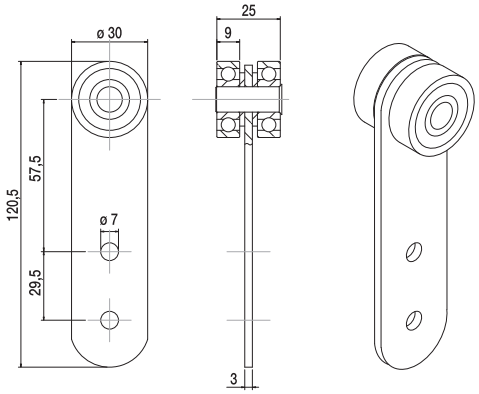

Articolo - Article			
Riferimento - Reference		N°	Kg
185 A	LZ 00 30 2P	50	7,9

I Guida per carrello piccolo a 2 ruote

UK Small 2-wheels carriage guide
D Kleine 2-Räder Wagen Schiene
F Guide pour petit chariot à deux roues
E Manual para carretilla pequeña de dos ruedas
RUS Двухколесная направляющая для малой тележки

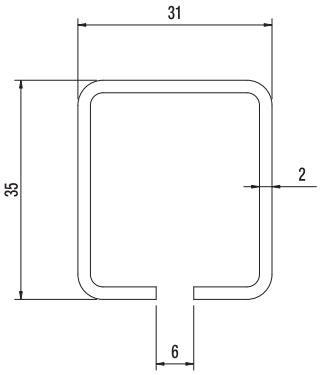

Articolo - Article		Descizione Description	Fasci Sheafs	
Riferimento - Reference			ML	Kg
185 AG	BZ 35 31 06	Zincato da ML 6	60	120

I Carrello piccolo - medio - grande a 2 ruote con perno per monorotaia

UK Small/medium/big carriage 2 wheels with pin for monorail
D Klein - mittel und groß Laufwagen fuer Ein-Schiene mit 2 Räedern und Gewindebolze
F Chariot monorail à 2 roues avec axe, petit, moyen, grand
E Carros pequeño, mediano y grande con 2 ruedas con rodamiento para monorail con eje
RUS Тележка 2-х роликовая с осью для подвесных ворот мал средняя большая

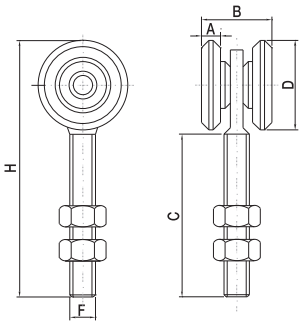

Articolo - Article		D	A	B	H	FxC	Materiale Material	Portata Capacity		
Riferimento - Reference		∅	mm					Kg x1	N°	Kg
2 RC F	LZ 00 24 2F	24	6	25	62	M 8x35	Acciaio	40	100	7,1
2 RCF ZN	LZ P0 24 2F	24	6	25	62	M 8x35	Plastica	40	100	7,1
2 RB	LZ 00 45 2F	42	9	33	115	M 12X60	Acciaio	150	40	13,4
2 RB ZN	LZ P0 45 2F	42	9	33	115	M 12X60	Plastica	150	40	13,4
2 RA	LZ 00 55 2F	55	11	41	150	M 20x77	Acciaio	170	10	8

I Carrello piccolo - medio - grande a 4 ruote con perno per monorotaia

UK Small/medium/big carriage 4 wheels with pin for monorail

D Klein - mittel und groß Laufwagen fuer Ein-Schiene mit 4 Räedern und Gewindebolze

F Chariot monorail à 4 roues avec axe, petit, moyen, grand

E Carros pequeño, mediano y grande con 4 ruedas con rodamiento para monorail con eje

RUS Тележка 4-х роликовая с осью для подвесных ворот, мал, средняя, большая

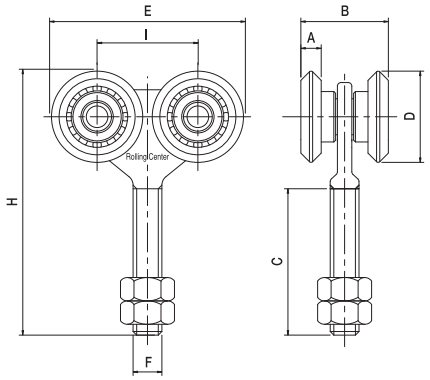

Articolo - Article		D	A	B	E	H	I	FxC	Mat. Mat.	Portata Capacity		
Riferimento - Reference		∅	mm							x1	N°	
4 RC F	LZ 00 24 4F	24	6	25	62	61	28	M 8x35	Acciaio	110	50	6,9
4 RC FN	LZ P0 24 4F	24	6	25	62	61	28	M 8x35	Plastica	100	50	6,9
4 RB	LZ 00 45 4F	42	9	33	93	115	50	M 12X60	Acciaio	180	20	9,8
4 RB ZN	LZ P0 45 4F	40	9	33	91	115	50	M 12X60	Plastica	180	20	9,8
4 RA	LZ 00 55 4F	55	11	41	150	150	60	M 20x77	Acciaio	200	10	12,3

I Carrello piccolo per monorotaia a 2 ruote con supporto

UK Small carriage with 2 wheels and support for monorail

D Klein Ein-Schienen Laufagen mit 2 Räedern

F Petit chariot coulissant sur monorail à 2 roues avec support

E Carro pequeño con soporte y 2 ruedas con rodamiento para monorail

RUS Тележка малая 2-х роликовая с кронштейном для подвесных ворот

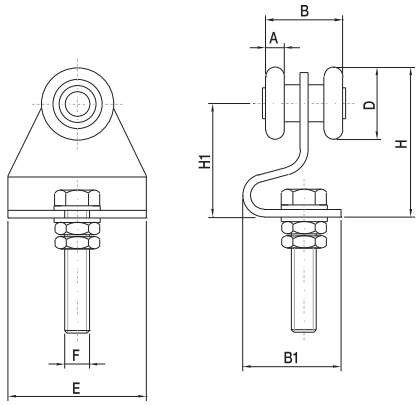

Articolo - Article		D	A	B	B1	H	H1	E	F	Mat. Mat.	Portata Capacity		
Riferimento - Reference		∅	mm								x1	N°	
2 RC	LZ 00 24 2P	24	6	25	36	46	35	46	M 8x35	Acciaio	40	50	6,6
2 RC ZN	LZ P0 24 2P	24	6	25	36	46	35	46	M 8x35	Plastica	40	50	6,6

I Carrello piccolo per monorotaia a 4 ruote con supporto

UK Small carriage with 4 wheels and support for monorail

D Klein Ein-Schienen Laufagen mit 4 Räedern und Befestigung

F Petit chariot coulissant sur monorail à 4 roues avec support

E Carro pequeño con soporte y 4 ruedas con rodamiento para monorail

RUS Тележка малая 4-х роликовая с кронштейном для подвесных воро

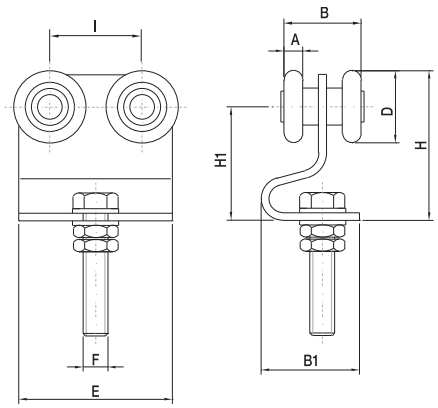

Articolo - Article		D	A	B	B1	H	H1	I	E	F	Mat. Mat.	Portata Capacity		
Riferimento - Reference		∅	mm									x1	N°	
4 RC	LZ 00 24 4P	24	6	25	36	46	35	30	46	M 8x35	Acciaio	60	40	7,7
4 RC ZN	LZ P0 24 4P	24	6	25	36	46	35	30	46	M 8x35	Plastica	50	40	7,7

I Carrello piccolo per monorotaia a 4 ruote con supporto a 1/2 luna

UK Small 1/2 moon carriage with 4 wheels and support for monorail

D Laufwagen ausgestanzten Befestigungsblech

F Petit chariot pour monorail à 4 roues avec support demi-lune

E Carro pequeño con 4 ruedas de rodamiento con soporte a medialuna regulable en altura para monorail

RUS Тележка малая 4-х роликовая с полукруглым кронштейном для монорельса

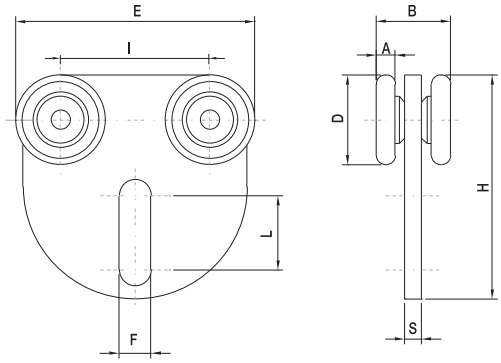

Articolo - Article		D	A	B	H	I	S	E	F	L	Mat. Mat.	Portata Capacity		
Riferimento - Reference		∅	mm									x1	N°	
4 RC/ML	LZ 00 24 4M	24	6	25	62	40	4	62	8,5	28	Acciaio	110	50	8,8
4 RC/ML ZN	LZ P0 24 4M	24	6	25	62	40	4	62	8,5	28	Plastica	100	50	8,8

I Carrello 4 ruote a mezzaluna con piastre appoggio

UK 4-wheels carriage with plate

D 4-Räder Wagen Schiene mit Stützplatten

F Chariot croissant avec 4 roues avec plaque d'appui

E Carretilla 4 ruedas de media luna con planchas soporte

RUS Четырёхколесная направляющая с опорными пластинами

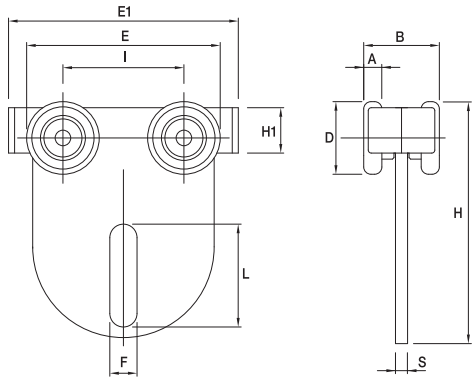

Articolo - Article		D	A	B	H	H1	I	S	E	E1	F	L	Mat. Mat.	Portata Capacity		
Riferimento - Reference		∅	mm											x1	N°	
4 RC/ML P	LZ 01 24 4M	24	6	25	62	16	40	4	62	78	8,5	28	Acciaio	100	50	8,8
4 RC/ML PN	LZ P1 24 4M	24	6	25	62	16	40	4	62	78	8,5	28	Plastica	100	50	8,8

I Carrello 2 ruote in resina acetalica nera con piastra piccola o forata grande zincato bianco

UK 2-wheels carriage in black acetal resin with small or perforated plate white galvanized

D Großer, weißer, verzinkter 2-Räder Kunstharz Wagen mit kleiner oder ausgebohrte Platte

F Chariot zigué blanc avec 2 roues en résine acetalicque noir avec plaque petite ou grande plaque percée

E Carretilla 2 ruedas de resina acetálica con plancha pequeña o agujereada grande galvanización blanca

RUS Двухколесная направляющая ацеталь черные пластины с малым или большим перфорированные оцинкованные белый

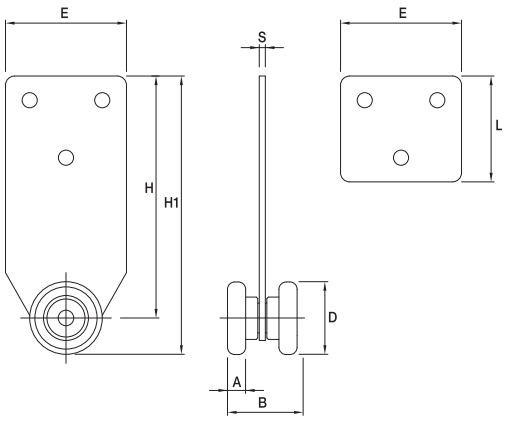

Articolo - Article		D	A	B	H	H1	S	E	L		
Riferimento - Reference		∅	mm							N°	
2RCP ZN	LZ P1 24 2P	24	6	25	82	93	2	40	34	40	7
2RCPG ZN	LZ P2 24 2P	24	6	25	82	93	2,5	28	45	40	7

Carrello 2 ruote con piastra forata zincato bianco

I 2-wheels carriage with perforated plate white galvanized
UK Weißer, verzinkter 2-Räder Wagen mit ausgebohrte Platte
D Chariot zingué blanc avec 2 roues avec plaque percée
F Carretilla 2 ruedas con plancha agujereada galvanización blanca
E Двухколесная направляющая с белой перфорированной пластиной
RUS

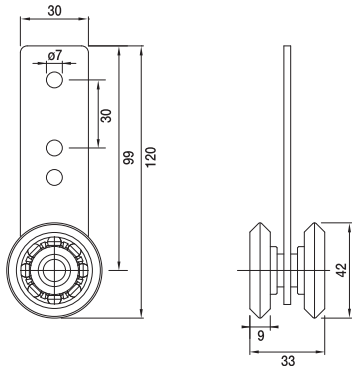

Articolo - Article			
Riferimento - Reference		N°	Kg
2 RB P	LZ 01 45 2P	40	12

Carrello medio per monorotaia a 4 ruote con piastra

I Medium carriage with four wheels and plate for monorail
UK Laufwagen mit 4 Rollen und Befestigungsblech
D Chariot moyen pour monorail à 4 roues avec plaque
F Carro mediano con placa y rodamiento para monorail (soldar)
E Тележка средняя 4-х роликовая с кронштейном для монорельса
RUS

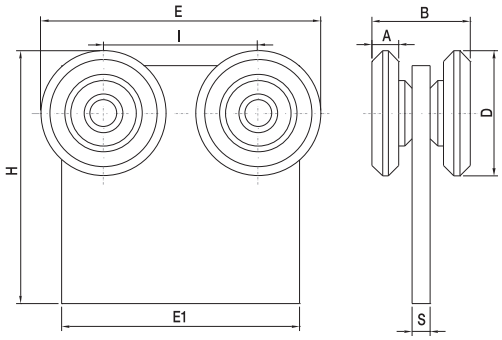

Articolo - Article		D	A	B	H	I	S	E	E1	Portata Capacity		
Riferimento - Reference		∅	mm							Kg x1	N°	Kg
4 RB P	LZ 00 45 4P	42	9	33	85	51	8	93	80	180	20	11,7

Monorotaie - grezze - zincate per carrelli

I Black - galvanised monorail for carriages
UK Roh, verzinkt Einsfüehrunschiene fuer Rollapparatg
D Monorail noir ou zingué pour chariot
F Guías monorail natural o cincado para carros
E Монорельс черный или оцинкованный для тележки
RUS

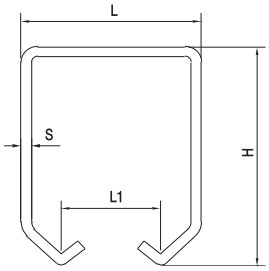

Tipo Type	Articolo - Article		Abbinabile Combining	L	L1	H	S	Descrizione Description	Fasci Sheafs	
	Riferimento - Reference			mm					ML	Kg
	80 G	BG 33 35 00	2 RC / 2 RCF 4 RC / 4 RCF 4 R M.LUNA	33	20	34	2	Grezzo da ML 6	600	1008
	80 Z	BZ 33 35 00		33	20	34	2	Zincato da ML 6	600	1008
	81 G	BG 42 56 00	2 RB / 2RBZN 4 RB / 4 RBP 4 RBZN	42	22	54	2,5	Grezzo da ML 6	336	1061
	81 Z	BZ 42 56 00		42	22	54	2,5	Zincato da ML 6	336	1061
	82 G	BG 56 71 00	2 RA	57	30	67	3	Grezzo da ML 6	216	1036
	82 Z	BZ 56 71 00	4 RA	57	30	67	3	Zincato da ML 6	216	1036

Fermo di fine corsa per monorotaia

- I Travel stop for monorail sliding gates
- UK Torendanschlag für Einzelschein
- D Butée de fin de course pour portail coulissant
- F Topes de final de carrera para correderas para soldar
- E Тормоз для раздвижных ворот с одной направляющей
- RUS

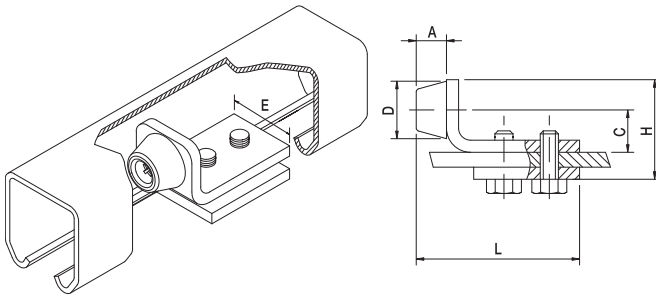

Articolo - Article		D	L	H	A	C	E	Abbinabile Combining		
Riferimento - Reference		∅	mm						N°	Kg
F 80 Z	FZ 55 25 R0	19	55	35	10	14	25	80 G/Z - 81 G/Z	20	2,5
F 82 Z	FZ 30 50 R0	30	72	55	12	25	46	82 G/Z	20	5

Supporto universale a parete per fissaggio e regolazione monorotaie

- I Universal wall support for monorail fixing and adjusting
- UK Standard Wand-Befestigung fuer Mono-Schienen Einstellung
- D Support à mur universel pour fixation et réglage mono rail
- F Soporte universal para atornillar a pared regulable en altura para monorail
- E Кронштейн в стену универсальный для крепления и регулировки монорельса
- RUS

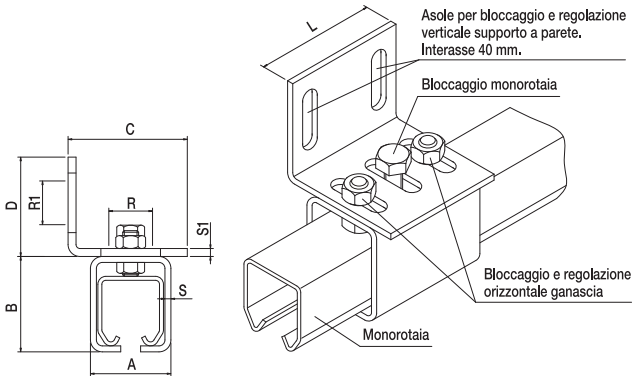

Articolo - Article		A	B	C	D	L	S	S1	R/R1	Asole	Abbinabile Combining		
Riferimento - Reference		mm										N°	Kg
P 80 Z	SZ 50 60 R0	40,5	48	60	50	60	3	4	55	8,5x30	80 G/Z	10	4
P 81 Z	SZ 50 70 R0	51,5	71	70	50	60	4	4	22	8,5x30	81 G/Z	10	6
P 82 Z	SZ 50 80 R0	67,5	86	80	50	60	4	4	22	8,5x30	82 G/Z	8	5,6

Supporto universale a soffitto per fissaggio e regolazione monorotaie

- I Standard ceiling support for monorail fixing and adjustment
- UK Standard Deckel-Befestigung fuer Mono-Schienen Einstellung
- D Support plafond universel pour fixation et réglage mono rail
- F Soporte universal para atornillar a techo regulable en anchura para monorail
- E Кронштейн в потолок универсальный для крепления и регулировки монорельса
- RUS

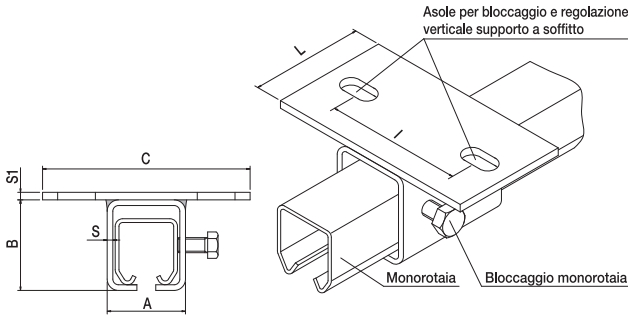

Articolo - Article		A	B	C	L	S	S1	I	Asole	Abbinabile Combining		
Riferimento - Reference		mm									N°	Kg
S 80 Z	SZ 60 11 S0	40,5	48	110	60	3	4	74	10,5x20	80 G/Z	10	4,5
S 81 Z	SZ 60 12 S0	51,5	71	120	60	4	4	84	10,5x20	81 G/Z	10	6,5
S 82 Z	SZ 60 13 S0	67,5	86	130	60	4	4	94	10,5x20	82 G/Z	8	6

Supporto di giunzione per monorotaia

- I Supporto di giunzione per monorotaia
- UK Support bracket for single guide
- D Befestigung für Einzelschein
- F Support de jonction pour monorail
- E Soporte de articulación para monovía
- RUS Регулируемая опорная стойка для одной направляющей

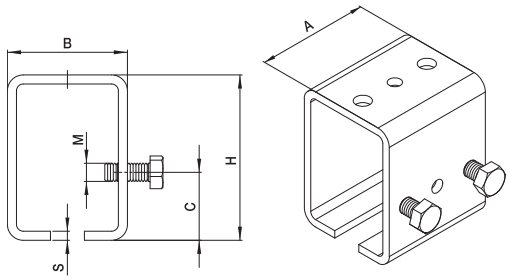

Articolo - Article		A	B	C	H	S	M	Abbinabile Combining		
Riferimento - Reference		mm							N°	Kg
G 80 Z	SZ 48 20 GO	60	40,5	24	48	3	M8	80 G/Z	10	2,1
G 81 Z	SZ 70 52 GO	60	51,5	30	71	4	M8	81 G/Z	10	4
G 82 Z	SZ 86 66 GO	60	67,5	40	86	4	M8	82 G/Z	8	4

rollingcenter.com

CARRELLI AUTOPORTANTI

Cantilever gate carriages

Rollenapparate für freitragende Schiebetore

Chariots pour portail autoportants

Carros para cancelas autoportantes

Тележки для раздвижных ворот

F
D
A
C

A

41 B
41 B/SPEC
41 P
41 P/SPEC
41 H
41 H/SPEC
41 G
41 G/SPEC
41 G-A
41 SM

B

2 RP
4 RP
4 RM
4 RG
2 RG
4 RM R
4 RG R

C

G-A
GIPI 4 RP / Z
GIPI 5 RG / Z
GIPI 4 RH / Z
GIPI 6 RM / Z
GIPI 4 RM2
GIPI 4 RMC2
GIPI 4 RSM

D

153/B
153/P
153/G

153/H

E

PF/B
PF/P
PF/G

B
I
F
D
G
G
E
H
E
A

F

50 B
50 BL
50 P
50 PL
50 H
50 G
50 GL
50 SM
50 R
50 RL

G



H 900
CA 4RLS
CA 4RPS
CA 4RS
CA 4RSN
CA 4RMS
CA 4RMS 2
CA 4RSMS 2

H

DIMA

DIMA permette il perfetto allineamento tra i 2 carrelli, eliminando ogni errore di montaggio.

DIMA enables the perfect alignment of the 2 carriages, thus eliminating any installation error

I

GLOECK

A

D

E

KIT

- 2x 50L
- 2x CA4 RLS
- 1x 2RL
- 2x 41BL

A

2x



50 L

B

1x



2 RL

C

2x

CA4 RLS

D

2x

41 BL

E



ART. NON IN KIT

GIPI 4 RP/Z	sp. 3,5
GIPI 4 RLG/Z	sp. 3

Articolo - Article		L1	Peso max cancello Gate max weight	Abbinabile Combining		
Riferimento - Reference		Max ML			N°	Kg
KIT CA 4 RLS	KAPLE GTO	3,5	180	GIPI 4 RL / RLZ	1	10,4
KIT CA 4 RLS	KAPLE GTO	4	250	GIPI 4 RP / RPZ	1	10,4

Kit carrello "Leggero"

- I Kit carrello "Leggero"
- UK "Light" carriage kit
- D "Leichte" Rollapparate
- F Kit chariot "Léger"
- E Kit carro "Ligero"
- RUS Комплект кареток легкий

Peso max cancello Gate max weight	L1 (mt)	L2 (mt)	L4 (mt)	L5 (mt)	LT (mt)	H (mt)	E (mt)	A (mt)	B (mt)	C (mt)	Portata max carrello Carriage strength	Fondazione Armatura	
180	2	0,82	1,5	0,15	3,5	1,7	0,19	1,6	0,6	0,5	360	4 Ø 12	4 Ø 12
180	2,5	0,82	1,5	0,15	4,0	1,7	0,19	1,6	0,6	0,5	360	4 Ø 12	4 Ø 12
180	3	0,82	1,5	0,15	4,5	1,7	0,19	1,6	0,6	0,5	360	4 Ø 12	4 Ø 12
180	3,5	0,82	1,5	0,15	5,0	1,7	0,19	1,6	0,6	0,5	360	4 Ø 12	4 Ø 12
180	4	1,32	2	0,15	6,0	1,7	0,19	1,8	0,6	0,5	360	4 Ø 12	4 Ø 12

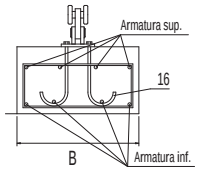

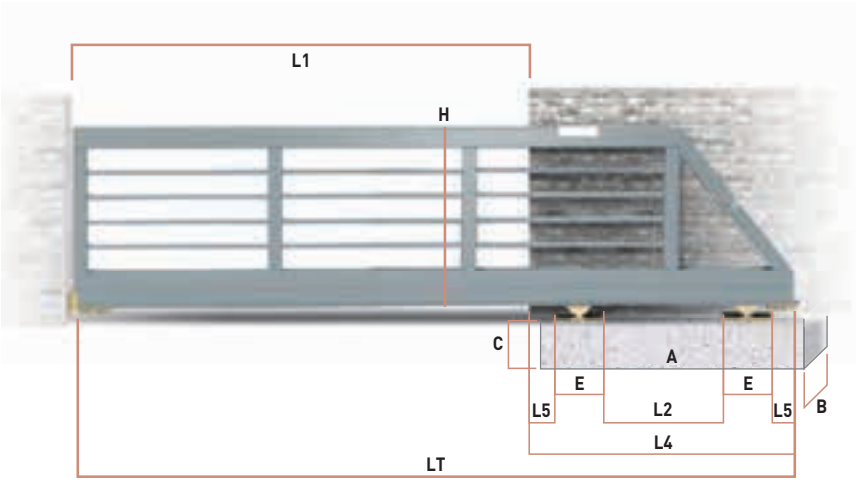

LT = L1+L4 L2 = 30% di L1 L4 = L2+(E+L5) x2

Accessori Abbinabili / Combining accessories

CA 4 RLS x2

41 BL x2

50 L x2

GIPI4RP/RL *

* Lunghezza guida variabile
Variable track lenght

2RL x1

Gloeck x1

Carrello "Basic" per cancelli autoportanti

- I "Basic" carriage for cantilever gates
- UK "Basic" Rollenapparat für freitragende Schiebetore
- D Chariot "Basic" pour portails autoportants
- F Carro "Basic" para puertas autoportantes
- E Тележка для консольных сдвижных ворот базовая
- RUS

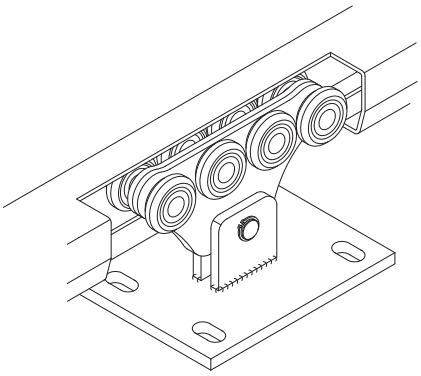

Articolo - Article		L1	Peso max cancello Gate max weight	Abbinabile Combining		
Riferimento - Reference		Max ML			N°	kg
CA 4 RPS	LT 00 50 80	3 - 6	450 kg	GIPI 4 RP / RPZ	2	9,58

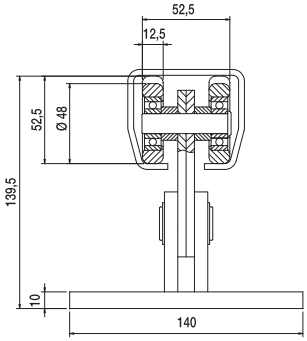

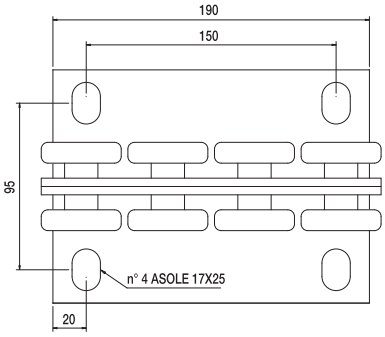

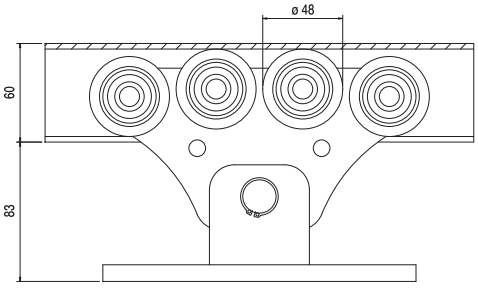

Peso max cancello Gate max weight	L1 (mt)	L2 (mt)	L4 (mt)	L5 (mt)	LT (mt)	H (mt)	E (mt)	A (mt)	B (mt)	C (mt)	Portata max carrello Carriage strength	Fondazione Armatura	
450 kg	3,0	0,9	1,66	0,20	4,7	1,7	0,19	1,8	0,6	0,5	900 kg	4 Ø 12	4 Ø 12
450 kg	4,0	1,2	1,96	0,20	6,0	1,7	0,19	2	0,6	0,5	900 kg	4 Ø 12	4 Ø 12
450 kg	5,0	1,5	2,26	0,20	7,3	1,7	0,19	2,3	0,8	0,5	900 kg	4 Ø 12	4 Ø 12
450 kg	6,0	1,8	2,56	0,20	8,6	1,7	0,19	2,6	0,8	0,5	900 kg	4 Ø 12	4 Ø 12

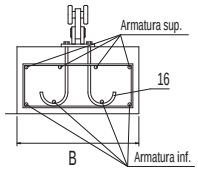

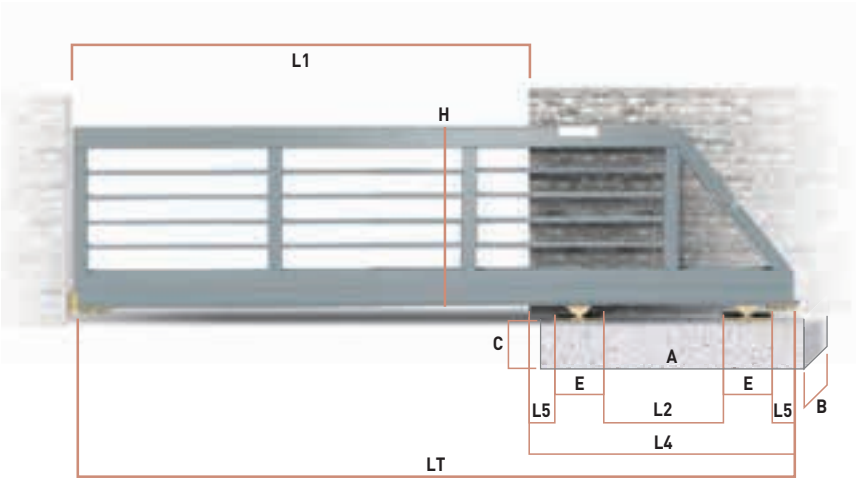

LT = L1+L4 L2 = 30% di L1 L4 = L2+(E+L5) x2

Accessori Abbinabili / Combining accessories

CA 4 RPS x2

41 B x2

50 B x2

GIPI4RP/Z *

* Lunghezza guida variabile
Variable track lenght

2RP P - 4RP P x2

Gloeck x1

Carrello "Medio" per cancelli autoportanti

- I "Medio" carriage for cantilever gates
- UK "Medio" Rollenapparat für freitragende Schiebetore
- D Chariot "Medio" pour portails autoportants
- F Carro "Medio" para puertas autoportantes
- E Средняя тележка для раздвижных ворот
- RUS

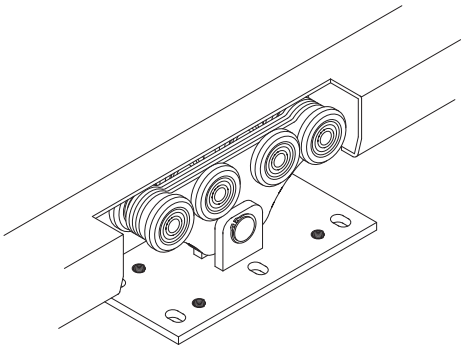

Articolo - Article		L1	Peso max cancello Gate max weight	Abbinabile Combining		
Riferimento - Reference		Max ML			N°	Kg
CA 4 RS	LT 00 80 80	8	600	GIPI 5 RG / GZ	2	21

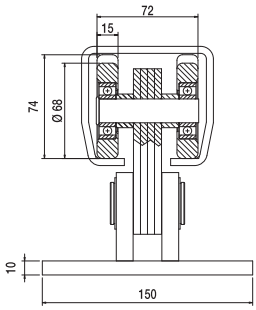

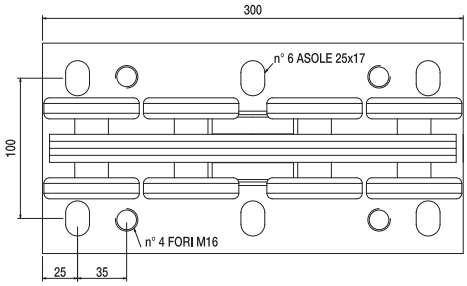

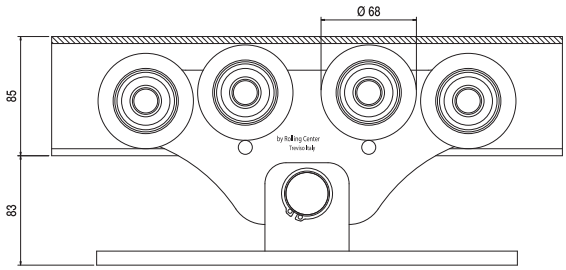

Peso max cancello Gate max weight	L1 (mt)	L2 (mt)	L4 (mt)	L5 (mt)	LT (mt)	H (mt)	E (mt)	A (mt)	B (mt)	C (mt)	Portata max carrello Carriage strength
600	4,0	1,20	2,2	0,2	6,2	1,7	0,3	2,5	0,6	0,5	1200
600	5,0	1,50	2,5	0,2	7,5	1,7	0,3	2,8	0,6	0,5	1200
600	6,0	1,80	2,8	0,2	8,8	1,7	0,3	3,2	0,6	0,5	1200
600	7,0	2,10	3,1	0,2	10,1	1,7	0,3	3,7	0,6	0,5	1200
600	8,0	2,40	3,4	0,2	11,4	1,7	0,3	3,7	0,6	0,5	1200

Fondazione Armatura	
4 Ø 12	4 Ø 12
4 Ø 12	4 Ø 12
4 Ø 12	4 Ø 12
7 Ø 12	4 Ø 12
7 Ø 12	4 Ø 12

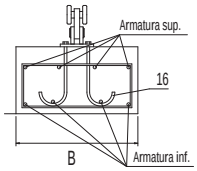

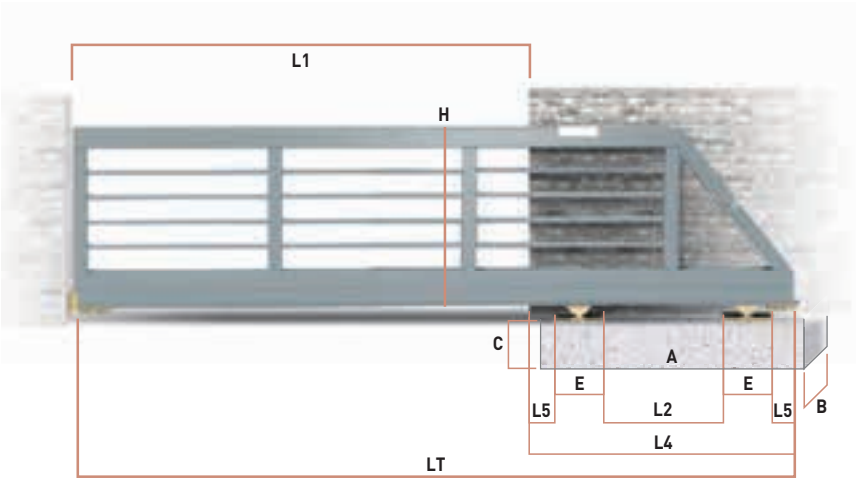

LT = L1+L4 L2 = 30% di L1 L4 = L2+(E+L5) x2

Accessori Abbinabili / Combining accessories

CA 4 RS x2

41 P x2

50 P x2

GIPI 5 RG/Z *

* Lunghezza guida variabile
Variable track lenght

4RM P x2

Gloeck x1

Carrello per cancelli autoportanti con ruote in nylon per guida G-A

UK Carriage for cantilever gates with nylon wheels for G-A track

D Rollenapparat für freitragende Schiebetore mit Nylon Rollen für die G-A Schiene

F Chariot pour portails autoportants avec roues en nylon pour le rail G-A

E Carro para puertas autoportantes con ruedas en nylon para el perfil G-A

RUS Тележка для раздвижных ворот с нейлоно-полиамидными роликами направляющей G-A

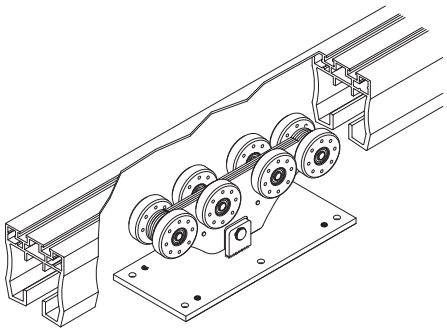

Articolo - Article		L1	Peso max cancello Gate max weight	Abbinabile Combining		
Riferimento - Reference		Max ML			N°	Kg
CA 4 RSN	LP 00 80 80	6	350	Guida G-A	2	18

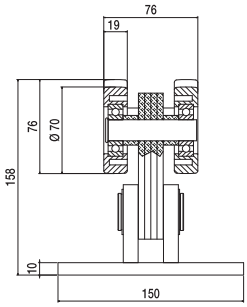

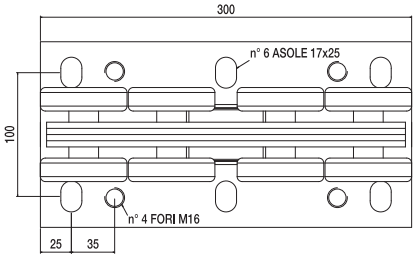

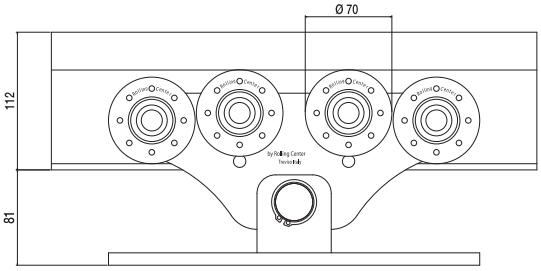

Peso max cancello Gate max weight	L1 (mt)	L2 (mt)	L4 (mt)	L5 (mt)	LT (mt)	H (mt)	E (mt)	A (mt)	B (mt)	C (mt)	Portata max carrello Carriage strength
350	3,0	0,9	1,9	0,20	4,9	1,7	0,3	1,9	0,6	0,5	700
350	4,0	1,2	2,2	0,20	6,2	1,7	0,3	2,2	0,6	0,5	700
350	5,0	1,5	2,5	0,20	7,5	1,7	0,3	2,5	0,8	0,5	700
350	6,0	1,8	2,8	0,20	8,8	1,7	0,3	2,8	0,8	0,5	700

Fondazione Armatura	
4 Ø 12	4 Ø 12
4 Ø 12	4 Ø 12
4 Ø 12	4 Ø 12
4 Ø 12	4 Ø 12

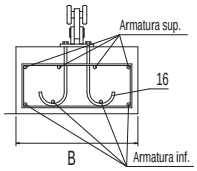

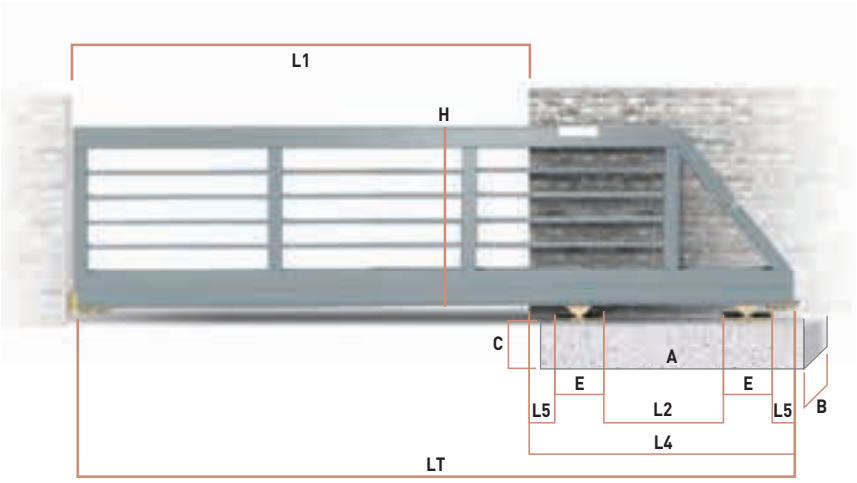

LT = L1+L4 L2 = 30% di L1 L4 = L2+(E+L5) x2

Accessori Abbinabili / Combining accessories

CA 4 RSN x2

41 GA x2

50 P x2

GA/3 - GA/6 *

* Lunghezza guida variabile
Variable track lenght

4RM P x2

Gloeck x1

KITMOTOG NEW

Kit carrello "MotoG" con sistema di aggancio adattabile ai diversi modelli di motore presenti sul mercato.

- Adatto a cancelli fino a 600kg di peso e 8 metri di apertura
- Kit composto da 2 carrelli: trainante + condotto
- Guida GIPI5RG/GZ con cremagliera 44, 22x22 mod. 4
- Per cancelli autoportanti predisposto per cremagliera interna

"MotoG" trolley kit with connection system adaptable to the different automation models available on the market.

- Suitable for gates up to 600kg in weight and 8 meters in width
- Kit consisting of 2 trolleys: pulling + driven
- Track GIPI5RG/GZ with rack 44, 22x22 mod. 4
- For cantilever gates with internal dental rack

"MotoG" Trolley-Kit mit Haken-System anpassbar an die verschiedenen auf dem Markt vorhandenen Antriebe.

- Geeignet für bis zu 600 kg Torgewicht und 8 Meter Toröffnung.
- Kit bestehend aus 2 Wagen: ein Antreibendes und ein Geführtes
- Unterholm GIPI5RG/GZ mit Zahnstange 44, 22x22 mod. 4
- Für freitragende Tore mit interner Zahnstange

Kit trolley "MotoG" avec système d'accrochage adaptable aux différents modèles de automatisme disponibles sur le marché.

- Convenable pour des portails jusqu'à 600 kg de poids et 8 mètres de largeur
- Kit composé par 2 chariots: conduite + entraînement
- Rail GIPI5RG/GZ avec crémaillère 44, 22x22 mod. 4
- Pour portails porte-à-faux prédisposés pour crémaillère interne

Kit de carros "MotoG" con sistema de enganche adaptable a los diferentes modelos de motores en el mercado.

- Adecuado para puertas de hasta 600 kg de peso y 8 metros de pasaje
- Kit compuesto de 2 carros: arrastrante + remolcado
- Guía GIPI5RG/GZ con cremallera 44, 22x22 mod. 4
- Para puertas autoportantes predispuesto para cremalleras ocultas

Комплект суппорта "MotoG" с системой зацепления, адаптируемой к различным моделям двигателей, имеющихся на рынке.

- Пригоден к воротам весом до 600 кг и 8 метрам открытия
- Комплект состоит из 2 суппортов: ведущего + ведомого
- Направляющая GIPI5RG/GZ с зубчатой рейкой 44, 22x22 мод.4
- Для самонесущих ворот подготовлены для внутренней зубчатой рейки

KITMOTOG accessori

- Z15 M4: RT0415PS
- Z17 M4: RT0417PS
- Z18 M4: RT0418PS

Sistema per aggancio motore disponibile in 3 soluzioni di fissaggio: a 15, 17, 18 denti

Automation coupling system available with 3 fixing solutions: 15, 17, 18 teeth

Motor-Kupplungssystem in 3 verschiedenen Befestigungslösungen erhältlich: 15, 17, 18 Zähne

Système d'accouplement au moteur disponible en 3 solutions de fixation: 15, 17, 18 dents

Sistema de acoplamiento al motor disponible en 3 soluciones de fijación: 15, 17, 18 dientes

Система сцепления с двигателем доступна в 3 крепежных решениях: на 15, 17, 18 зубов



Aggancio diretto al motore con linguetta tipo DIN6885A 8x7x18

Direct connection to the automation with key DIN6885A 8x7x18

Direkte Verbindung zum Motor mit Passfedern DIN6885A 8x7x18

Connexion directe au moteur avec clavette DIN6885A 8x7x18

Conexión directa al motor con chaveta DIN6885A 8x7x18

Прямое подключение к двигателю при помощи шпонки типа DIN6885A 8x7x18

DIMA2 per facilitare la foratura della guida ed il fissaggio della cremagliera interna, tramite viti M6.

DIMA2 to facilitate the drilling of the track and the fixing of the internal dental rack by using M6 screws.

DIMA2 um das Bohren des Unterholms und die Befestigung der inneren Zahnstange mit M6-Schrauben zu erleichtern.

DIMA2 pour faciliter le perçage du rail et la fixation de la crémaillère interne à l'aide de vis M6.

DIMA2 para facilitar el taladrado del perfil y la fijación de la cremallera oculta utilizando tornillos M6.

DIMA2 для облегчения сверления направляющей и фиксации внутренней зубчатой рейки с помощью винтов M6

Kit carrello "MotoG" per cancelli autoportanti predisposto per cremagliera interna

UK "MotoG" trolley kit for cantilever gates with internal dental rack

D "MotoG" Trolley-Kit prädisponiert für freitragende Tore mit interner Zahnstange

F Kit de chariots "MotoG" pour portails porte-à-faux prédisposés pour crémaillère interne

E Kit de carros "MotoG" para puertas autoportantes predispuesto para cremalleras ocultas

RUS Комплект суппорта "MotoG" для самонесущих ворот, подготовленный для внутренней зубчатой рейки.

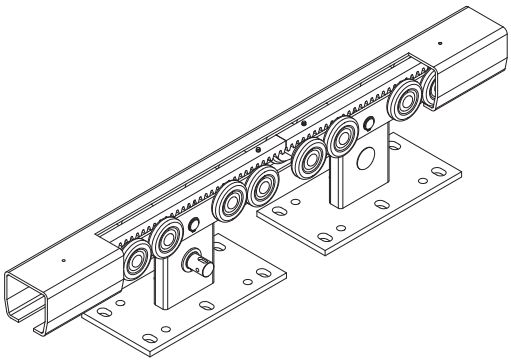

Articolo - Article		L1	Peso max cancello Gate max weight	Abbinabile Combining		
Riferimento - Reference		Max ML			N°	
KIT MOTO G	KA PM OT GT	8	600	GIPI5RG/GZ + 44	1	19,5

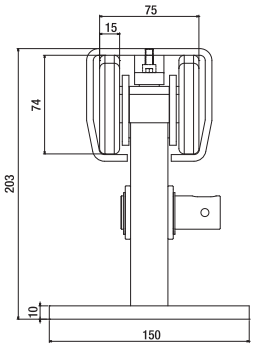

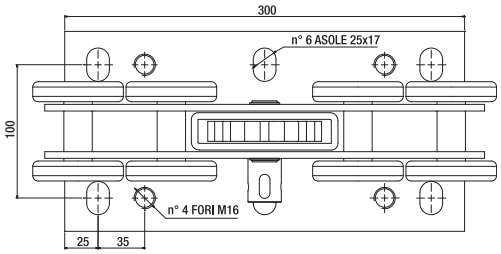

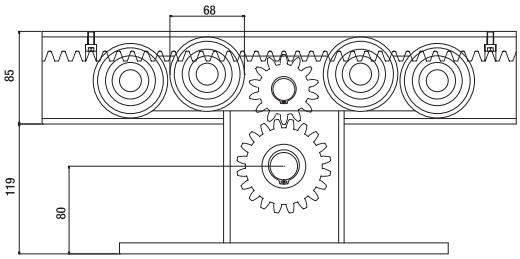

Peso max cancello Gate max weight	L1 (mt)	L2 (mt)	L4 (mt)	L5 (mt)	LT (mt)	H (mt)	E (mt)	A (mt)	B (mt)	C (mt)	Portata max carrello Carriage strength
600	4,0	1,20	2,2	0,2	6,2	1,7	0,3	2,5	0,6	0,5	1200
600	5,0	1,50	2,5	0,2	7,5	1,7	0,3	2,8	0,6	0,5	1200
600	6,0	1,80	2,8	0,2	8,8	1,7	0,3	3,2	0,6	0,5	1200
600	7,0	2,10	3,1	0,2	10,1	1,7	0,3	3,7	0,6	0,5	1200
600	8,0	2,40	3,4	0,2	11,4	1,7	0,3	3,7	0,6	0,5	1200

Fondazione Armatura	
4 Ø 12	4 Ø 12
4 Ø 12	4 Ø 12
4 Ø 12	4 Ø 12
7 Ø 12	4 Ø 12
7 Ø 12	4 Ø 12

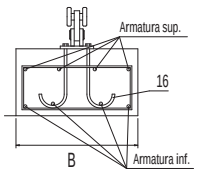

Accessori Abbinabili / Combining accessories

x1 LT MO 80 80

x1 LT CO 80 80

x1 Z 14 / Z 17 / Z 18



* 44

50 P x2

GIPI 5 RG/Z *

* Lunghezza guida variabile
Variable track lenght

41 P x2

4RM P x2

Gloeck x1

DIMA 2 x1

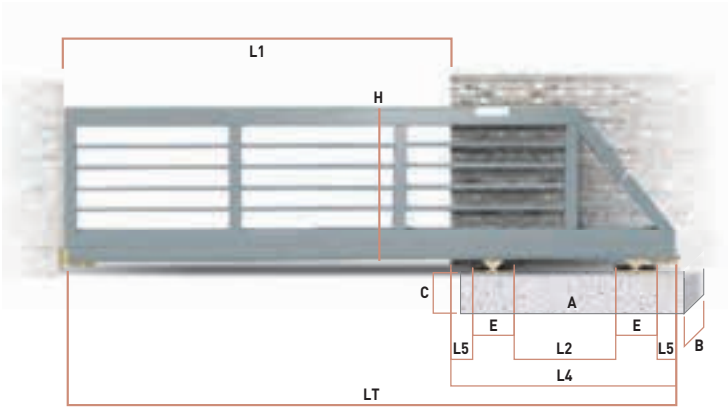

LT = L1+L4 L2 = 30% di L1 L4 = L2+(E+L5) x2



Carrello "H900" per cancelli autoportanti

- I "H900" carriage for cantilever gates
- UK "H900" Rollenapparat für freitragende Schiebetore
- D Chariot "H900" pour portails autoportants
- F Carro "H900" para puertas autoportantes
- E Тележка «H900» для раздвижных ворот со щетками
- RUS

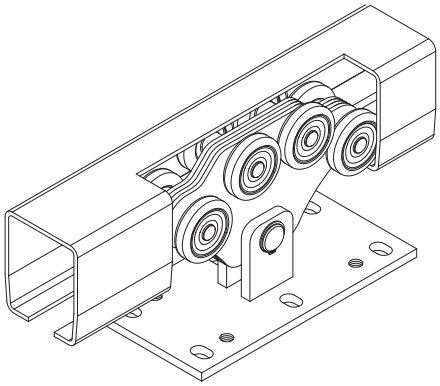

Articolo - Article		L1	Peso max cancello Gate max weight	Abbinabile Combining		
Riferimento - Reference		Max ML			N°	
H 900	LT 03 70 80	10	900	GIPI 4 RH / HZ	2	26

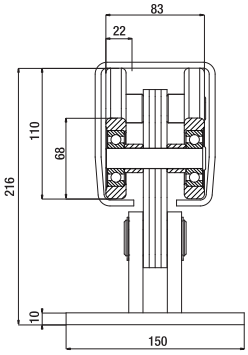

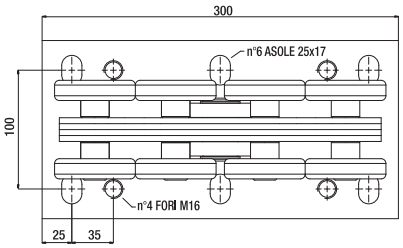

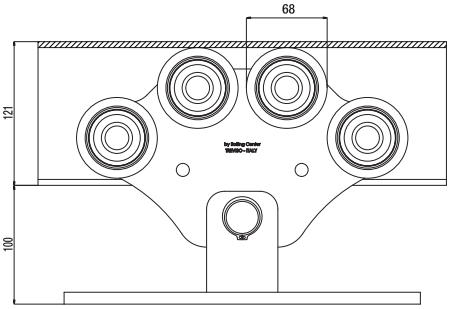

Peso max cancello Gate max weight	L1 (mt)	L2 (mt)	L4 (mt)	L5 (mt)	LT (mt)	H (mt)	E (mt)	A (mt)	B (mt)	C (mt)	Portata max carrello Carriage strength	Fondazione Armatura	
900	6,0	1,80	2,8	0,2	8,8	1,7	0,3	3,1	0,6	0,5	1800	4 Ø 12	4 Ø 12
900	7,0	2,10	3,1	0,2	10,1	1,7	0,3	3,4	0,6	0,5	1800	4 Ø 12	4 Ø 12
900	8,0	2,40	3,4	0,2	11,4	1,7	0,3	3,7	0,6	0,5	1800	4 Ø 12	4 Ø 12
900	9,0	2,70	3,7	0,2	12,7	1,7	0,3	4,0	0,6	0,5	1800	7 Ø 12	4 Ø 12
900	10,0	3,00	4,0	0,2	14,0	1,7	0,3	4,3	0,6	0,5	1800	7 Ø 12	4 Ø 12

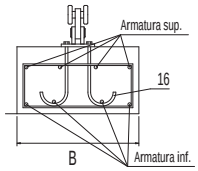

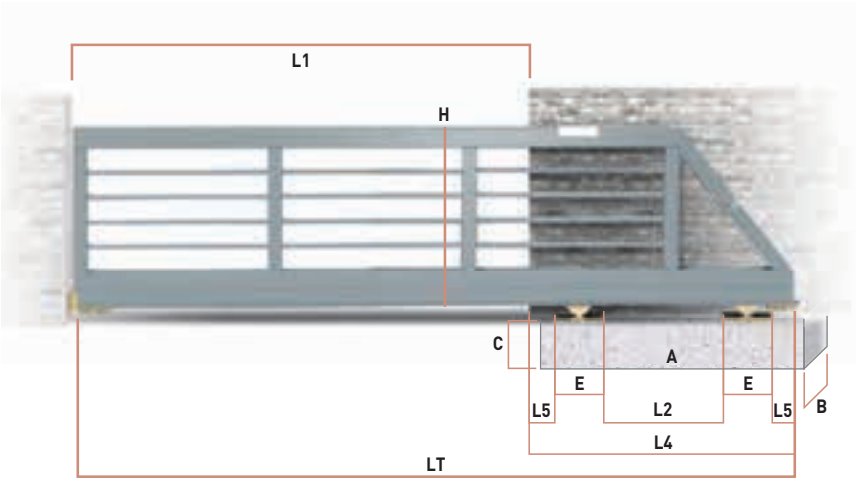

LT = L1+L4 L2 = 30% di L1 L4 = L2+(E+L5) x2

Accessori Abbinabili / Combining accessories

H 900 x2

41 H SPEC x2

50 H x2

GIPI4RH/Z *

* Lunghezza guida variabile
Variable track lenght

4RM P x2

Gloeck x1

Carrello "Magnum" per cancelli autoportanti

- I "Magnum" carriage for cantilever gates
- UK "Magnum" Rollenapparat für freitragende Schiebetore
- D Chariot "Magnum" pour portails autoportants
- F Carro "Magnum" para puertas autoportantes
- E Тележка «Магнум» для раздвижных ворот
- RUS

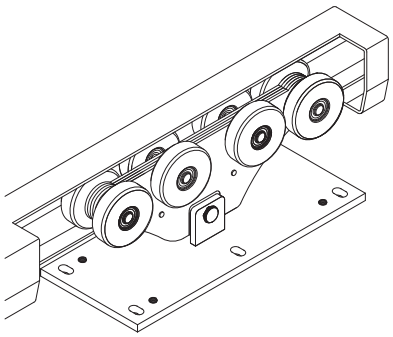

Articolo - Article		L1	Peso max cancello Gate max weight	Abbinabile Combining		
Riferimento - Reference		Max ML			N°	kg
CA 4 RMS	LT 01 20 80	16	1200	GIPI 6 RM / MZ	1	44,6

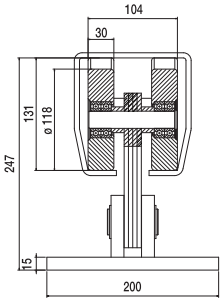

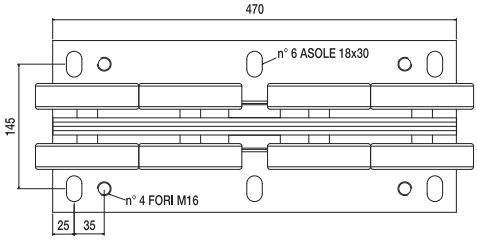

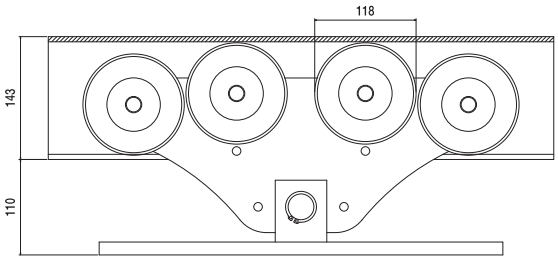

Peso max cancello Gate max weight	L1 (mt)	L2 (mt)	L4 (mt)	L5 (mt)	LT (mt)	H (mt)	E (mt)	A (mt)	B (mt)	C (mt)	Portata max carrello Carriage strength	Fondazione Armatura	
1200	9,0	2,7	4,04	0,2	13,0	1,7	0,47	4,2	0,6	0,5	2400	6 Ø 12	4 Ø 12
1200	10,0	3,0	4,34	0,2	14,3	1,7	0,47	4,2	0,6	0,5	2400	6 Ø 12	4 Ø 12
1200	11,0	3,3	4,64	0,2	15,6	1,7	0,47	4,8	0,8	0,6	2400	7 Ø 12	4 Ø 12
1200	12,0	3,6	4,94	0,2	16,9	1,7	0,47	4,8	0,8	0,6	2400	7 Ø 12	4 Ø 12
1200	13,0	3,9	5,24	0,2	18,2	1,7	0,47	5,4	0,8	0,6	2400	9 Ø 12	4 Ø 12
1200	14,0	4,2	5,54	0,2	19,5	1,7	0,47	5,4	0,8	0,6	2400	9 Ø 12	4 Ø 12
1200	15,0	4,5	5,84	0,2	20,8	1,7	0,47	6	0,8	0,6	2400	10 Ø 12	4 Ø 12
1200	16,0	4,8	6,14	0,2	22,1	1,7	0,47	6,2	0,8	0,6	2400	10 Ø 12	4 Ø 12

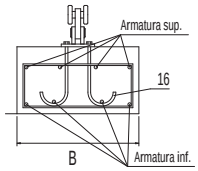

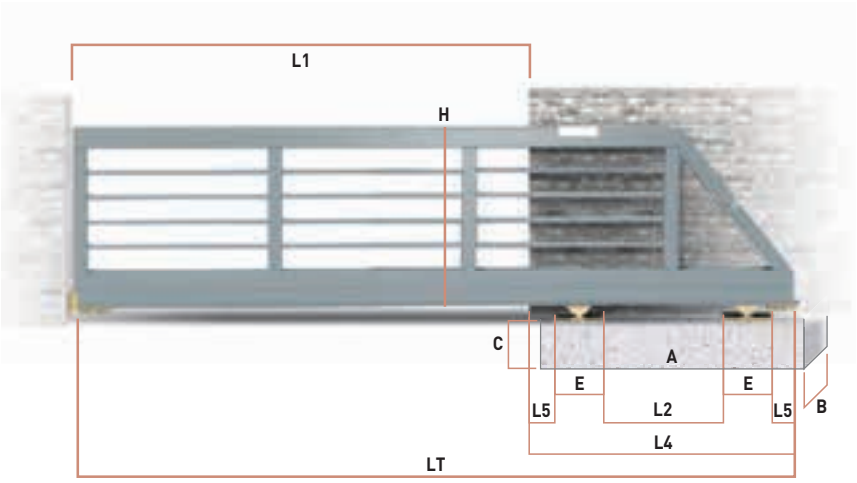

LT = L1+L4 L2 = 30% di L1 L4 = L2+(E+L5) x2

Accessori Abbinabili / Combining accessories

CA 4 RMS x2

41 G x2

50 G 85 G x2

GIPI6RM/MZ *

* Lunghezza guida variabile
Variable track lenght

2RG Z / 4RG P x2

Gloeck x1

Carrello "Magnum2" per cancelli autoportanti

- I "Magnum2" carriage for cantilever gates
- UK "Magnum2" Rollenapparat für freitragende Schiebetore
- D Chariot "Magnum2" pour portails autoportants
- F Carro "Magnum2" para puertas autoportantes
- E Тележка «Магнум2» для раздвижных ворот
- RUS

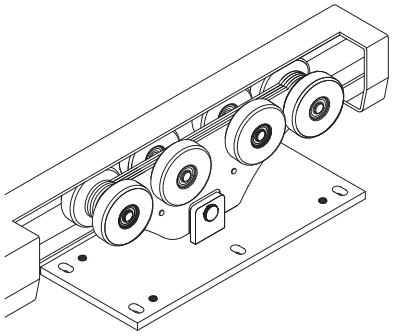

Articolo - Article		L1	Peso max cancello Gate max weight	Abbinabile Combining		
Riferimento - Reference		Max ML			N°	kg
CA 4 RMS2	LT 01 20 82	18	2200	GIPI 4 RM2 / M2C	1	45,2

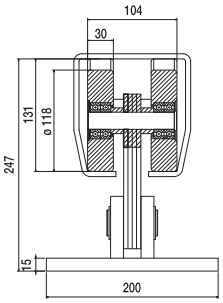

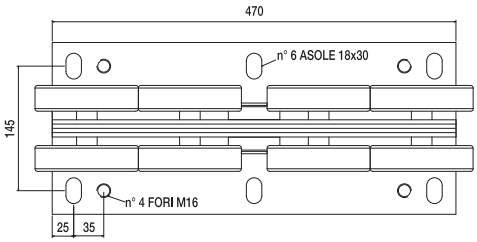

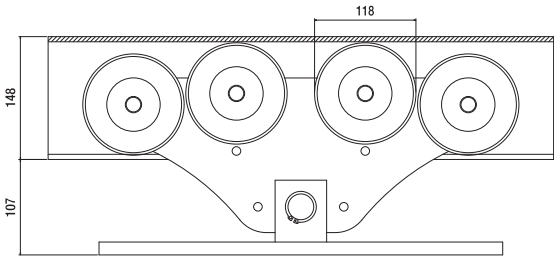

Peso max cancello Gate max weight	L1 (mt)	L2 (mt)	L4 (mt)	L5 (mt)	LT (mt)	H (mt)	E (mt)	A (mt)	B (mt)	C (mt)	Portata max carrello Carriage strength	Fondazione Armatura	
2200	9,0	2,7	4,04	0,2	13,0	1,7	0,47	4,2	0,6	0,5	4400	6 Ø 12	4 Ø 12
2200	10,0	3,0	4,34	0,2	14,3	1,7	0,47	4,2	0,6	0,5	4400	6 Ø 12	4 Ø 12
2200	11,0	3,3	4,64	0,2	15,6	1,7	0,47	4,8	0,8	0,6	4400	7 Ø 12	4 Ø 12
2200	12,0	3,6	4,94	0,2	16,9	1,7	0,47	4,8	0,8	0,6	4400	7 Ø 12	4 Ø 12
2200	13,0	3,9	5,24	0,2	18,2	1,7	0,47	5,4	0,8	0,6	4400	9 Ø 12	4 Ø 12
2200	14,0	4,2	5,54	0,2	19,5	1,7	0,47	5,6	1	0,8	4400	9 Ø 12	4 Ø 12
2200	15,0	4,5	5,84	0,2	20,8	1,7	0,47	6	1	0,8	4400	10 Ø 12	4 Ø 12
2200	16,0	4,8	6,14	0,2	22,1	1,7	0,47	6,2	1	0,8	4400	10 Ø 12	4 Ø 12
2200	17,0	5,1	6,44	0,2	23,4	1,7	0,47	6,5	1	0,8	4400	10 Ø 12	4 Ø 12
2200	18,0	5,4	6,74	0,2	24,7	1,7	0,47	7	1	0,8	4400	10 Ø 12	4 Ø 12

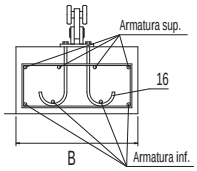

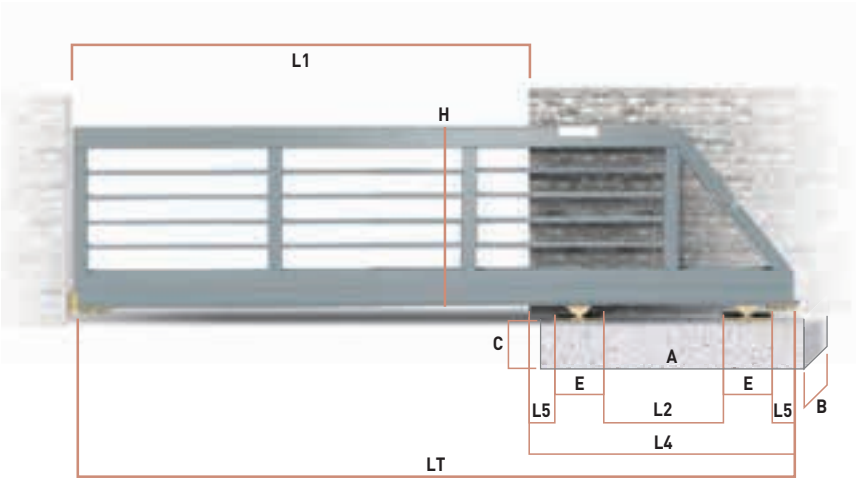

LT = L1+L4 L2 = 30% di L1 L4 = L2+(E+L5) x2

Accessori Abbinabili / Combining accessories

CA 4 RMS2 x2

41 G x2

50 G 85 G x2

GIPI4RM2/M2C *

* Lunghezza guida variabile
Variable track lenght

2RG Z / 4RG P x2

Gloeck x1



Carrello SUPERMAGNUM2 con ruota di guida per cancelli autoportanti molto pesanti

UK "SUPERMAGNUM2" carriage with guiding wheel for heavy duty cantilever gates

D "SUPERMAGNUM2 " Rollenapparat mit zentraler Führungsrolle für schwere freitragende Schiebetore

F Chariot "SUPERMAGNUM2 " avec roue de guidage pour portails autoportants très lourds

E Carro "SUPERMAGNUM2" con polea de guía para puertas autoportantes muy pesadas

RUS Тележка «SUPERMAGNUM2» с направляющим роликом для очень тяжёлых раздвижных ворот

Articolo - Article		L1	Peso max cancello Gate max weight	Abbinabile Combining		
Riferimento - Reference		Max ML			N°	Kg
CA 4 RSMS2	LT 01 35 81	30	4500	GIPI 4 RSM	1	77

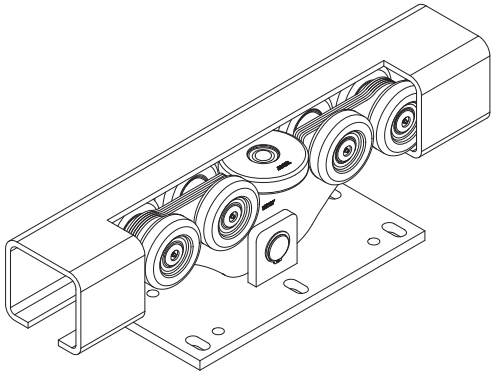

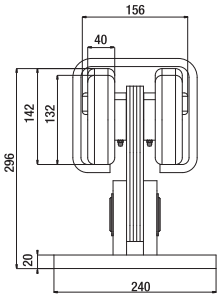

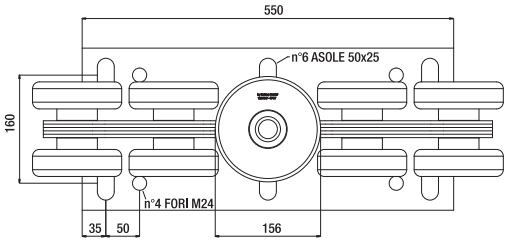

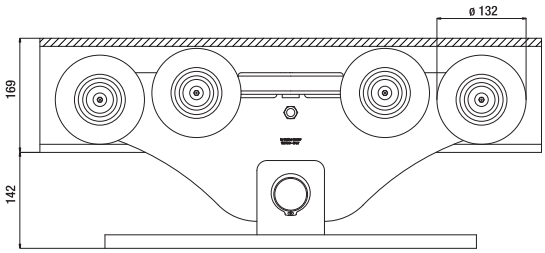

Peso max cancello Gate max weight	L1 (mt)	L2 (mt)	L4 (mt)	L5 (mt)	LT (mt)	H (mt)	E (mt)	A (mt)	B (mt)	C (mt)	Portata max carrello Carriage strength
4000	15	6	7,9	0,4	22,9	1,7	0,55	ATTENZIONE* La struttura del cancello, date le dimensioni e pesi elevati, deve essere calcolata e verificata da uno studio tecnico ingegneristico, per garantirne la tenuta statica.			7000
4000	20	8	9,9	0,4	29,9	1,7	0,55				7000
4000	25	10	11,9	0,4	36,9	1,7	0,55				7000
4500	30	13,5	15,4	0,4	45,4	1,7	0,55				7000

Fondazione Armatura

ATTENZIONE* La struttura del cancello, date le dimensioni e pesi elevati, deve essere calcolata e verificata da uno studio tecnico ingegneristico, per garantirne la tenuta

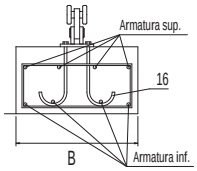

***CAUTION** The structure of the gate, by the size and heavy weight, must be calculated and verified by a technical engineering study to avoid any static failure.

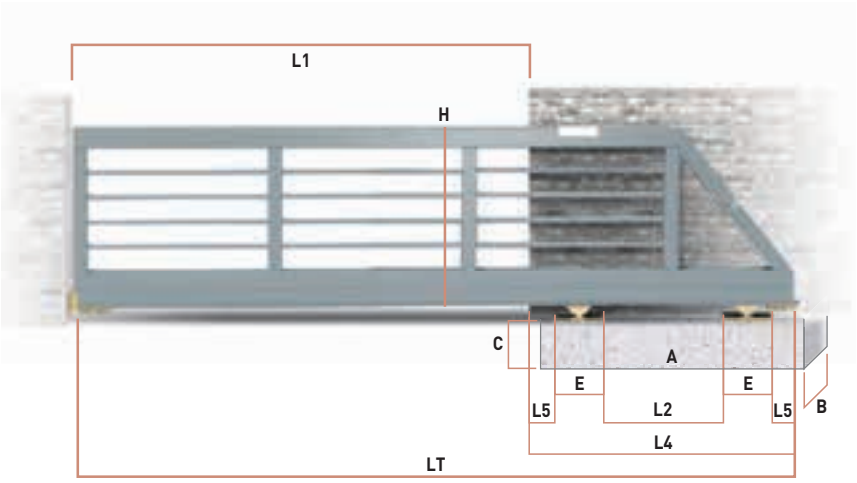

LT = L1+L4 L2 = 40% di L1 L4 = L2+(E+L5) x2

Accessori Abbinabili / Combining accessories

CA 4 RSMS2 x2

41 SM x2

50 SM x2

GIPI 4 RSM *

* Lunghezza guida variabile
Variable track lenght

Gloeck x2

Abbinamenti guide-carrelli

Combination tracks-carriages

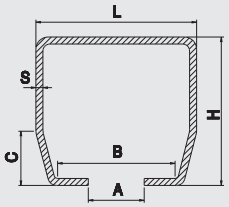

Articolo - Article			Abbinabile Combining	L	H	A	B	C	S	L1	Descrizione Description	Fasci Sheafs	
	Riferimento-Reference			mm								ML	Kg
	GIPI 4 RLZ 51	BZ 69 59 00	CA 4 RLS	69	59	22	52,5	25	3	3,5 ML	Zincato da ML 5,1	91,8	438
	GIPI 4 RL 51	BG 69 59 00		69	59	22	52,5	25	3	3,5 ML	Grezzo da ML 5,1	91,8	438
	GIPI 4 RPZ 3	BZ 70 60 03		70	60	22	53	25	3,5	4 ML	Zincato da ML 3	96	545
	GIPI 4 RP 3	BG 70 60 03		70	60	22	53	25	3,5	4 ML	Grezzo da ML 3	96	545
	GIPI 4 RPZ 6	BZ 70 60 00		70	60	22	53	25	3,5	4 ML	Zincato da ML 6	192	1092
	GIPI 4 RP 6	BG 70 60 00		70	60	22	53	25	3,5	4 ML	Grezzo da ML 6	192	1092
	GIPI 4 RPZ 3	BZ 70 60 03	CA 4 RPS	70	60	22	53	25	3,5	6 ML	Zincato da ML 3	96	545
	GIPI 4 RP 3	BG 70 60 03		70	60	22	53	25	3,5	6 ML	Grezzo da ML 3	96	545
	GIPI 4 RPZ 6	BZ 70 60 00		70	60	22	53	25	3,5	6 ML	Zincato da ML 6	192	1092
	GIPI 4 RP 6	BG 70 60 00		70	60	22	53	25	3,5	6 ML	Grezzo da ML 6	192	1092
	GIPI 5 RG 3	BG 94 85 03	CA 4 RS	94	85	33	73	30	5	8 ML	Grezzo da ML 3	60	714
	GIPI 5 RGZ 3	BZ 94 85 03		94	85	33	73	30	5	8 ML	Zincato da ML 3	60	714
	GIPI 5 RG 6	BG 94 85 06	KIT MOTO G	94	85	33	73	30	5	8 ML	Grezzo da ML 6	120	1428
	GIPI 5 RGZ 6	BZ 94 85 06		94	85	33	73	30	5	8 ML	Zincato da ML 6	120	1428
	GA / 3	BA 10 11 03	CA 4 RSN	-	-	-	-	-	-	6 ML	Allumin.naturale	3	19
	GA / 6	BA 10 11 00		-	-	-	-	-	-	6 ML	Allumin.naturale	6	38
	GIPI 4 RH 3	BG 12 10 03	H 900	101	121	36	86	41	5	10 ML	Grezzo da ML 3	30	431
	GIPI 4 RHZ 3	BZ 12 10 03		101	121	36	86	41	5	10 ML	Zincato da ML 3	30	431
	GIPI 4 RH 6	BG 12 10 06		101	121	36	86	41	5	10 ML	Grezzo da ML 6	60	862
	GIPI 4 RHZ 6	BZ 12 10 06		101	121	36	86	41	5	10 ML	Zincato da ML 6	60	862
	GIPI 6 RM 3	BG 14 14 03	CA 4 RMS	136	143	38	104	55	6	16 ML	Grezzo da ML 3	45	1020
	GIPI 6 RMZ 3	BZ 14 14 03		136	143	38	104	55	6	16 ML	Zincato da ML 3	45	1020
	GIPI 6 RM 6	BG 14 14 06		136	143	38	104	55	6	16 ML	Grezzo da ML 6	90	2034
	GIPI 6 RMZ 6	BZ 14 14 06		136	143	38	104	55	6	16 ML	Zincato da ML 6	90	2034
	GIPI 4 RM 2/3	BG 14 15 03	CA 4 RMS2	140	148	38	106	57	8	18 ML	Grezzo da ML 3	27	810
	GIPI 4 RM2C 3	BZ 14 15 C3		140	148	38	106	57	8	18 ML	Zinc. a caldo da ML 3	27	810
	GIPI 4 RM 2/6	BG 14 15 06		140	148	38	106	57	8	18 ML	Grezzo da ML 6	54	1620
	GIPI 4 RM2C 6	BZ 14 15 C6		140	148	38	106	57	8	18 ML	Zinc. a caldo da ML 6	54	1620
	GIPI 4 RSM	BG 17 18 00	CA 4 RSMS2	184	169	74	160	-	12	30 ML	Grezzo da ML 4,5	4,5	240

Ruota di sostegno

- I Ruota di sostegno
- UK Support wheel
- D Stützrad
- F Roue de support
- E Rueda de soporte con placa para atornillar
- RUS Ролик концевой

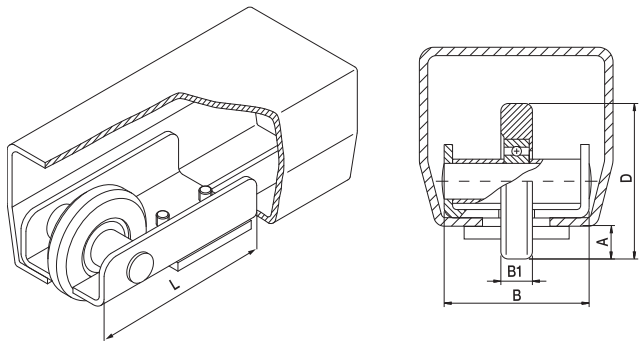

	Articolo - Article		B	B1	L	A	D	Abbinabile Combining		
	Riferimento - Reference		mm				∅		N°	Kg
	41 B	LT 00 50 10	50	15	132	13	68	GIPI 4RP/PZ	10	10,2
	41 P	LT 00 74 10	69	15	132	14,5	74	GIPI 5RG/GZ	10	12
NEW	41 H	LT 00 80 10	80	23	135	17	78	GIPI 4RH/HZ	8	12,5
	41 G	LT 00 98 10	106	30	190	18	98	GIPI 6RM/MZ	2	6,5
	41 SM	LT 00 20 10	145	50	330	38	190	GIPI 4RSM	1	22,4

Ruota di sostegno con tappo

- I Ruota di sostegno con tappo
- UK Support wheel with cover
- D Stützrad mit Kappe
- F Roue de soutien à bouchon
- E Rueda Jockey con tapa
- RUS Опорное колесо с крышкой

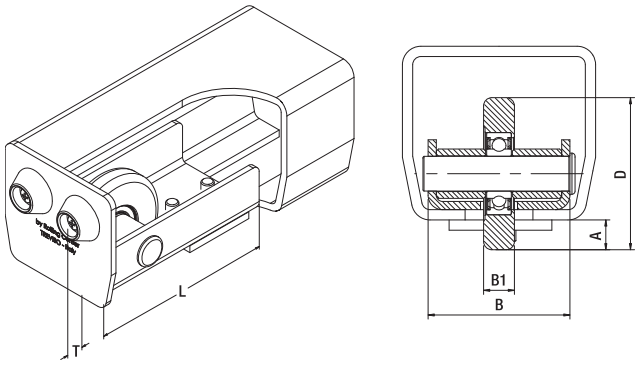

	Articolo - Article		B	B1	L	A	T	D	Abbinabile Combining		
	Riferimento - Reference		mm					∅		N°	Kg
	41 B/SPEC	LT 00 50 11	50	15	132	13	12	68	GIPI 4RP/PZ	10	12
	41 P/SPEC	LT 00 74 11	69	15	132	14,5	12	74	GIPI 5RG/GZ	8	11,3
NEW	41 H/SPEC	LT 00 80 11	80	23	135	17	-	78	GIPI 4RH/HZ	4	8,2
	41 G/SPEC	LT 00 98 11	106	30	190	18	38	98	GIPI 6RM/MZ	2	8,46

Ruota di sostegno per guida G-A

- I Ruota di sostegno per guida G-A
- UK Support wheel for G-A track
- D Stützrad für G-A Schiene
- F Roue de support pour rail G-A
- E Rueda de soporte para guia G-A
- RUS Опорное колесо для направляющей G-A

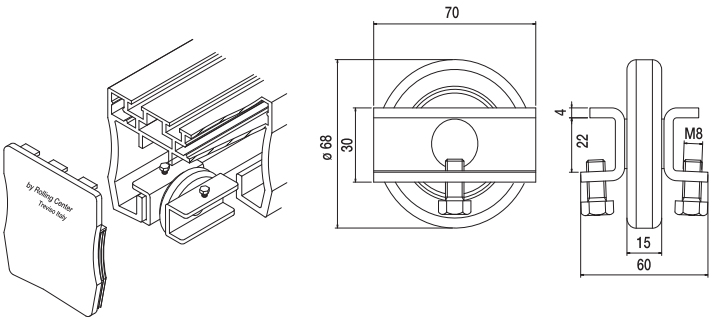

Articolo - Article			
Riferimento - Reference		N°	Kg
41 GA	LT 00 55 10	10	6,5

Incontro

- UK Meeting point
- D Fuehrungsendstück
- F Butée
- E Punto de recepción
- RUS Ловушка

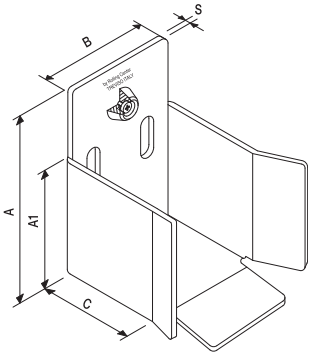



	Articolo - Article		A	A1	B	C	S	Abbinabile Combining		
	Riferimento - Reference		mm						N°	Kg
	50 B	FT 15 80 00	135	85	87	90	4	GIPI 4RP/PZ	2	2,4
	50 P	FT 16 10 00	161	100	112	90	4	GIPI 5RG/GZ/GA	5	8,4
NEW	50 H	FT 16 12 00	165	95	120	85	4	GIPI 4RH/HZ	5	9
	50 G	FT 22 15 00	223	165	152	90	4	GIPI 6RM/MZ	2	5,6
	50 SM	FT 26 20 00	265	212	204	292	12	GIPI 4RSM	1	38,2
NEW	50 BL	FT 11 11 00	110	85	108	153	4	GIPI4RP/PZ	2	3,9
	50 PL	FT 12 13 00	120	100	132	178	4	GIPI5RG/GZ/GA	2	5,3
	50 GL	FT 18 18 00	180	165	181	183	4	GIPI6RM/MZ	2	8,8

Incontro regolabile a rullo per cancelli autoportanti

- UK Adjustable roller guide for cantilever gate
- D Einstellbare Rollscheine für freitragende Schiebtore
- F Guide réglable à rouleaux pour portails autoportants
- E Encuentro regulable por rollo para portones autoportantes
- RUS Регулируемая роликовая направляющая для раздвижных ворот

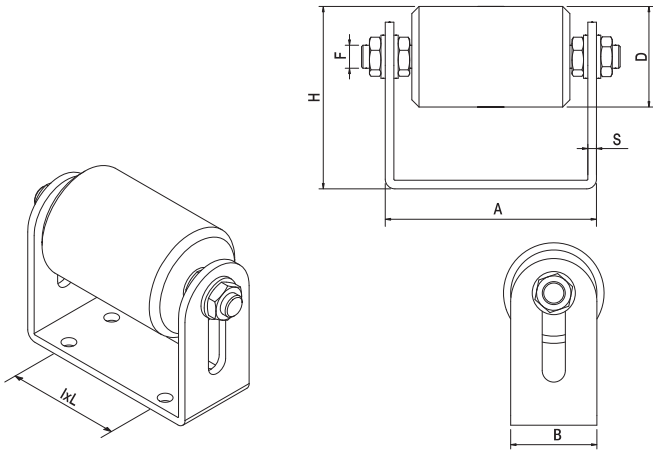

Articolo - Article		A	B	D	F	H	IxL	S		
Riferimento - Reference		mm							N°	Kg
50 R	FT 14 70 00	147	60	70	M16	76÷135	90x40 ø10	6	2	4
50 RM	FZ 20 70 00	220	65	70	Ø20	75	145x40 ø10	8	2	5,7

Incontro inferiore regolabile con rulli nylon

- UK Bottom adjustable meeting point with nylon rollers
- D Unterer verstellbarer Einlaufschuh mit Nylon Rollen
- F Butée inférieure réglable avec rouleaux nylon
- E Soporte de encuentro bajo ajustable con rodillos nylon
- RUS Регулируемый нижний профиль с нейлоновими роликами

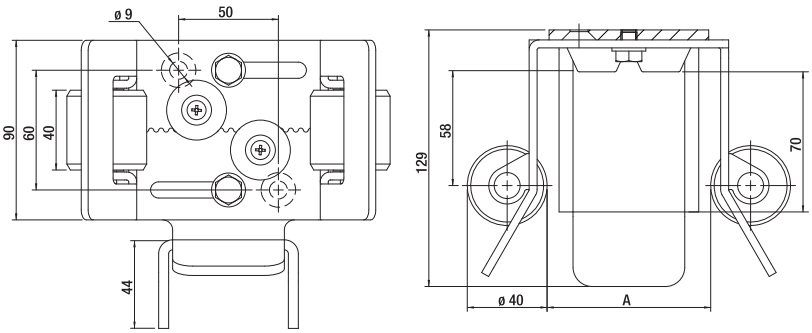

Articolo - Article		A	IxI	L		
Riferimento - Reference		mm			N°	Kg
50 RL	FT9080RL	80÷150	50x60		5	9,2

Tappi in nylon per guide per cancelli

- I Nylon caps for tracks closing
- UK Nylonabschlusskappen für Schienen
- D Couvercles Nylon pour fermeture des rails
- F Tapones en Nylon para guias para portones
- E Нейлоновая крышка направляющей для ворот
- RUS

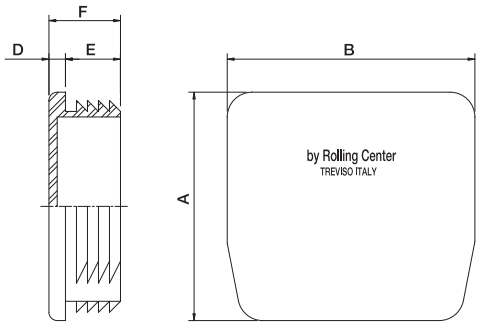

Articolo - Article		A	B	C	D	E	F	Abbinabile Combining		
Riferimento - Reference		mm							N°	Kg
153/B	PN 70 60 00	58	68	56	6	20	26	GIPI 4 RP/RPZ	10	0,5
153/P	PN 94 87 00	83	90	79	6	20	26	GIPI 5 RG/GZ	10	1
153/G	PN 13 14 00	141	134	113	6	20	26	GIPI 6 RM/MG	4	0,5

Tappi in nylon per guida in alluminio G-A

- I Nylon caps for aluminium track G-A
- UK Nylonabschlusskappen für Aluminium Schiene G-A
- D Couvercles Nylon pour rail aluminium G-A
- F Tapones en Nylon para guias en aluminium G-A
- E Нейлоновая крышка для алюминиевой направляющей G–A
- RUS

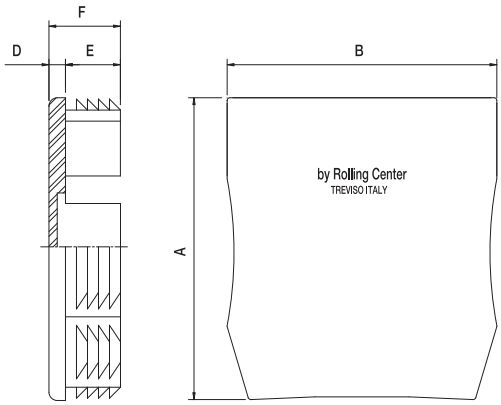

Articolo - Article		A	B	C	D	E	F	Abbinabile Combining		
Riferimento - Reference		mm							N°	Kg
153/GA	PN 10 11 A0	110	98	82	6	20	26	G-A	10	1

Tappo in acciaio per guida GIPI4RH

- I Steel cap for GIPI4RH track
- UK Stahldeckel für GIPI4RH Schiene
- D Bouchon acier pour rail GIPI4RH
- F Tapa acero para perfil GIPI4RH
- E Пробка стали для направляющей GIPI4RH
- RUS

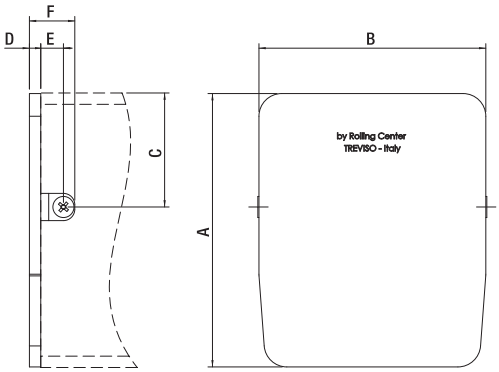

Articolo - Article		A	B	C	D	E	F	Abbinabile Combining		
Riferimento - Reference		mm							N°	Kg
NEW 153/H	PT 12 10 00	120	100	50	5	10	20	GIPI 4 RH/HZ	10	5

Tirante Gloeck

- I Tirante Gloeck
- UK Tension rod Gloeck
- D Spannvorrichtung Gloeck
- F Tirant Gloeck
- E Barra Gloeck de la tensión
- RUS Растяжка Gloeck

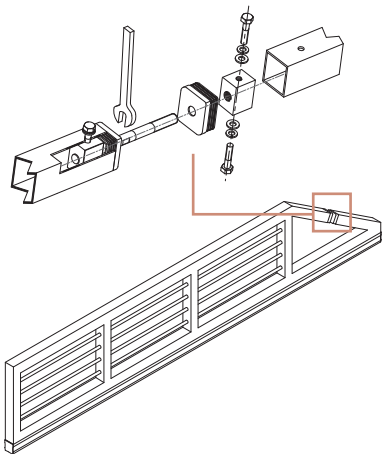

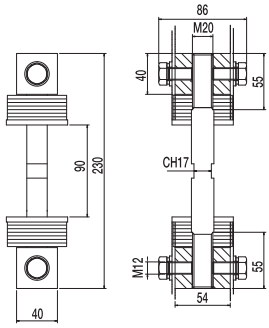

Articolo - Article			
Riferimento - Reference		N°	kg
GLOECK	II 22 23 TO	5	8,5

Portaspazzolino completo per carrello MAGNUM

- I Portaspazzolino completo per carrello MAGNUM
- UK Brusch holder for MAGNUM carriage
- D Buerste - Scraper füer MAGNUM rollwagen
- F Porte - brosse pour chariot MAGNUM
- E Cepillar - sostenedor para el MAGNUM carro
- RUS Комплект держателей щеток для тележек «Магнум»

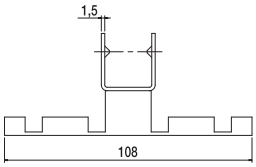

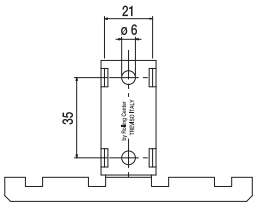

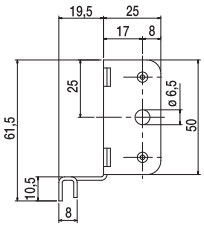

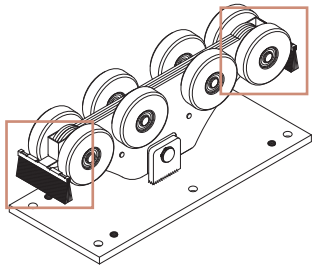

Articolo - Article			
Riferimento - Reference		N°	kg
85 G	ST 10 20 WO	10	0,8

Kit di fissaggio a cementare per carrelli autoportanti

UK Case-hardening fixing kit for cantilever carriages

D Befestigungsausstattung für freitragende Schiebtore

F Set de fixation à cimenter pour chariots autoportants

E Kit de montaje para cementar para cancelas autoportantes

RUS Набор для фиксации в цементе для автоматических раздвижных ворот

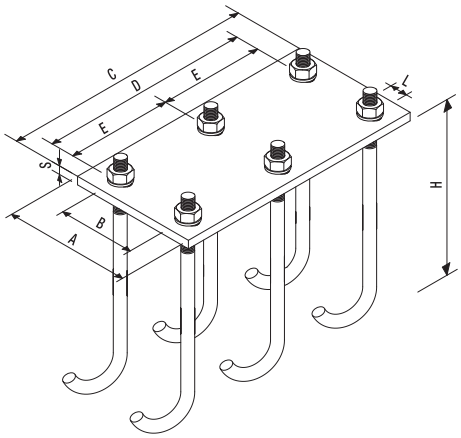

Articolo - Article		A	B	C	D	E	H	L	S		
Riferimento - Reference		mm								N°	Kg
PF/B	PT 14 19 F0	140	95	190	150	-	250	M16	2	4	16
PF/P	PT 15 30 F0	150	100	300	250	125	250	M16	2	4	16
PF/G	PT 20 47 F0	200	145	470	420	210	250	M16	2	4	20

DIMA

DIMA permette il perfetto allineamento tra i 2 carrelli, eliminando così ogni errore di montaggio, posizionando alla giusta distanza gli ancoranti annegati nella fondazione.

UK DIMA enables the perfect alignment of the 2 carriages, thus eliminating any installation error, positioning the anchors in the cement foundations at proper distance.

D Dima ermöglicht die perfekte Anreihung der 2 Wagen, ohne Installierungsfehler durch Fixierung der Befestigungen in den Grundlagen auf geeigneter Entfernung.

F DIMA permet un alignement parfait entre 2 chariots, le placement des étaux à une distance donnée dans le ciment et l'effacement de toute faute de montage.

E DIMA permite el perfecto alineamiento entre las 2 carretillas, eliminando, de esta forma, todo error de montaje, colocando en la adecuada distancia los elementos que ahogan en la base.

RUS DIMA позволяет превосходное выравнивание между двумя тележками, устраняя ошибки монтажа, привязывая на правильном расстоянии крепления, утопленные в основание.

Articolo - Article		A	E	L	L1	L2	Apertura regolabile I		
Riferimento - Reference		mm						N°	Kg
DIMA 1	PZ 30 00 00	470	200	3000	3225	3700	0 ÷ 5000	1	15

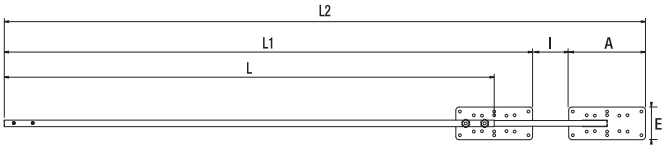

New Range

SUPER SILENT

È la nuova gamma di carrelli autoportanti equipaggiati con
RUOTE IN MAPAR (MATERIALE POLIAMMIDICO AD ALTA RESISTENZA)
dotato di eccezionali caratteristiche di silenziosità, resistenza e leggerezza.



SUPER SILENT is the new range of cantilever carriages with MAPAR wheels (HIGH RESISTANCE NYLON MATERIAL)

SUPER SILENT ist die neue Auswahl von Wagen f□r freitragende Schiebetore mit MAPAR Laufrollen (H□HE STANDFESTIGKEIT POLYAMID? PLASTIK) f□r au§ergew□hnlic

SUPER SILENT est la nouvelle gamme de chariots autoportants avec des roues EN MAPAR (MAT□RIEL EN POLYAMIDE ¸ HAUTE R□SISTENCE) qui assurent des

SUPER SILENT es el nuevo abanico de carretillas autoportantes con RUEDAS EN MAPAR (MATERIAL POLIAMŒDICO MUY

SUPER SILENT эта новая серия тележки доступена с колесами MAPAR (Полиамид высокой прочности) с оптимальными характеристиками тишини, стойкости и легкости.

SILENZIOSIT¸
Grazie alle ruote in MAPAR, i carrelli SUPER SILENT consentono un abbattimento sonoro in fase di

SILENCE
Thanks to the MAPAR wheels, SUPER SILENT carriages reduce rolling noise in comparison to the traditional carriages.

GER□USCHLOSIGKEIT
Dank der MAPAR Laufrollen, w□hrend der Bewegung erm□glichen die SUPER SILENT Wagen f□r freitragende Schiebetore eine viel h□here Ger□uschlosigkeit als traditionelle Wagen

SILENCE

SILENCIOSIDAD
Gracias a las ruedas MAPAR, las carretillas SUPER SILENT permiten reducir el ruido durante el rodaje en

ТИШИНА
Благодаря колесам MAPAR, тележки SUPER SILENT являются тише во время прокатки по сравнению с обычными тележками.

LEGGEREZZA ED EFFICIENZA
La leggerezza delle ruote in MAPAR, si traduce in minore resistenza al

LIGHTNESS AND EFFICIENCY
The lightness of MAPAR wheels means a low rolling strength and a lower level of energy to move the gate.

LEICHTIGKEIT UND EFFIZIENZ
Die Leichtigkeit der MAPAR Laufrollen bedeutet geringeren Schiebewiederstand und dadurch leichten Bewegung des Tores

LA L□GØRET□ ET L'EFFICACIT□
La l□g□ret□ des roues en

LIGEREZA Y EFICENCIA
La ligereza de las ruedas en MAPAR conlleva menor resistencia al rodaje y, por lo

ЛЕГКОСТЬ И ЭФФЕКТИВНОСТЬ
Легкость колес MAPAR, обеспечивает меньшее трение и, следовательно, облегчает работу ворот.

RESISTENZA ALLA CORROSIONE
La particolare struttura poliammidica delle ruote dei carrelli SUPER SILENT

CORROSION STRENGTH
The particular nylon structure of SUPER SILENT carriage wheels has a higher corrosion strength compared to traditional materials.

KORROSIONSBEST□NDIGKEIT
Die besondere Polyamid? Struktur der Laufrollen der SUPER SILENT Wagen stellt eine h□here Korrosionsbest□ndigkeit im Vergleich zu traditionelle Materialien

R□SISTANCE ¸ LA

RESISTENCIA A LA CORROSI□N
La peculiar estructura poliam□dica de las ruedas de las carretillas SUPER SILENT presenta una elevada

СТОЙКОСТЬ К КОРРОЗИИ
Особое строение из Полиамида колес тележк SUPER SILENT обладает высокой стойкостью к коррозии, чем традиционные материалы.

RESISTENZA ALLE TEMPERATURE
Grazie alle ruote in MAPAR, i carrelli SUPER SILENT resistono a temperature che

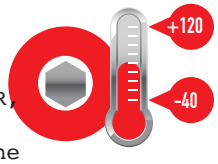

TEMPERATURE STRENGTH
Thank to MAPAR wheels, SUPER SILENT carriages are resistant to a variation of temperature from ?40¡ to +120¡ C.

THERMISCHER WIDERSTAND
Dank der MAPAR Laufrollen, die SUPER SILENT Wagen vertragen Temperaturunterschiede von ?40¡ bis +120¡ C.

R□SISTANCE AUX TEMP□RATURES
Gr□ce aux roues en MAPAR, les chariots SUPER SILENT

RESISTENCIA A LAS TEMPERATURAS
Gracias a las ruedas en MAPAR, las carretillas SUPER

ТЕРМИЧЕСКОЕ СОПРОТИВЛЕНИЕ
Благодаря колесам MAPAR, тележки SUPER SILENT выдерживают температуру от -40 ° до +120 ° C

A

41 B
41 B/SPEC
41 P
41 P/SPEC
41 H
41 H/SPEC
41 G
41 G/SPEC
41 G-A
41 SM

B

2 RP
4 RP
4 RM
4 RG
2 RG

C

GIPI 4 RP / Z
GIPI 5 RG / Z
GIPI 4 RH / Z
GIPI 6 RM / Z
MA/6

D

153/B
153/P
153/G

153/H

E

PF/B
PF/P
PF/G

F

50 B
50 BL
50 P
50 PL
50 H
50 G
50 GL
50 SM
50 R
50 RL

G

SILENT L

SILENT P

SILENT G

SILENT M

H 900 S

H

DIMA

DIMA permette il perfetto allineamento tra i 2 carrelli, eliminando ogni errore di montaggio.

DIMA enables the perfect alignment of the 2 carriages, thus eliminating any installation error

I

GLOECK

Carrello "Leggero" per cancelli autoportanti

- I Carrello "Leggero" per cancelli autoportanti
- UK "Leggero" carriage for cantilever gates
- D "Leggero" Rollenapparat für freitragende Schiebetore
- F Chariot "Leggero" pour portails autoportants
- E Carro "Leggero" para puertas autoportantes
- RUS Тележка «легкий» для раздвижных ворот со щетками

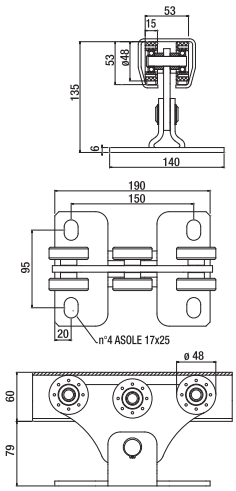

Articolo - Article		L1	Peso max cancello Gate max weight	Abbinabile Combining		
Riferimento - Reference		Max ML			N°	Kg
SILENT L	LPZ 05 060	3,5	180	GIPI 4 RL / RLZ	2	5,16
SILENT L	LPZ 05 060	4	250	GIPI 4 RP / RPZ	2	5,16

Carrello "Basic" per cancelli autoportanti

- I Carrello "Basic" per cancelli autoportanti
- UK "Basic" carriage for cantilever gates
- D "Basic" Rollenapparat für freitragende Schiebetore
- F Chariot "Basic" pour portails autoportants
- E Carro "Basic" para puertas autoportantes
- RUS Тележка для консольных сдвижных ворот базовая

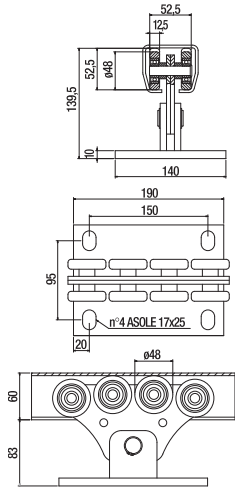

Articolo - Article		L1	Peso max cancello Gate max weight	Abbinabile Combining		
Riferimento - Reference		Max ML			N°	Kg
SILENT P	LPZ 05 080	6	450	GIPI 4 RP / RPZ	2	8,24

Carrello "Medio" per cancelli autoportanti

- I Carrello "Medio" per cancelli autoportanti
- UK "Medio" carriage for cantilever gates
- D "Medio" Rollenapparat für freitragende Schiebetore
- F Chariot "Medio" pour portails autoportants
- E Carro "Medio" para puertas autoportantes
- RUS Средняя тележка для раздвижных ворот

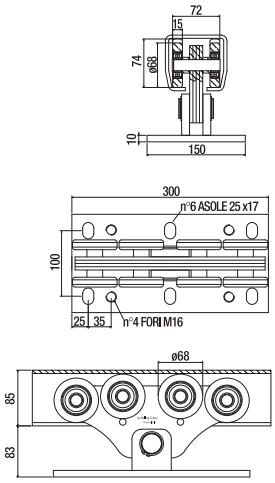

Articolo - Article		L1	Peso max cancello Gate max weight	Abbinabile Combining		
Riferimento - Reference		Max ML			N°	Kg
SILENT G	LPZ 08 080	8	600	GIPI 5 RG / GZ	2	18,40

Carrello "H900 S" per cancelli autoportanti

- I
- UK "H900 S" carriage for cantilever gates
- D "H900 S" Rollenapparat für freitragende Schiebetore
- F Chariot "H900 S" pour portails autoportants
- E Carro "H900 S" para puertas autoportantes
- RUS Тележка «H900 S» для раздвижных ворот со щетками



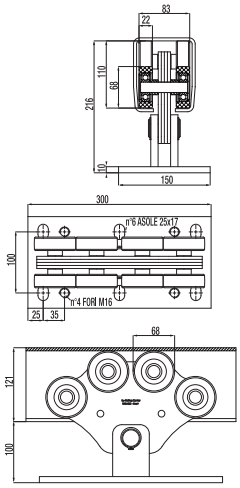

Articolo - Article		L1	Peso max cancello Gate max weight	Abbinabile Combining		
Riferimento - Reference		Max ML			N°	kg
H 900 S	LT 03 70 8M	10	900	GIPI 4 RH/HZ	2	24

Carrello "Magnum" per cancelli autoportanti

- I
- UK "Magnum" carriage for cantilever gates
- D "Magnum" Rollenapparat für freitragende Schiebetore
- F Chariot "Magnum" pour portails autoportants
- E Carro "Magnum" para puertas autoportantes
- RUS Тележка «легкий» для раздвижных ворот со щетками

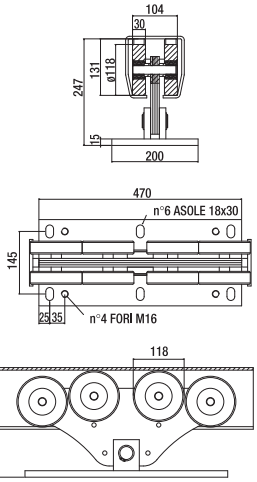

Articolo - Article		L1	Peso max cancello Gate max weight	Abbinabile Combining		
Riferimento - Reference		Max ML			N°	kg
SILENT M	LP 012 080	16	1200	GIPI 6 RM/MZ / MA	1	25,75

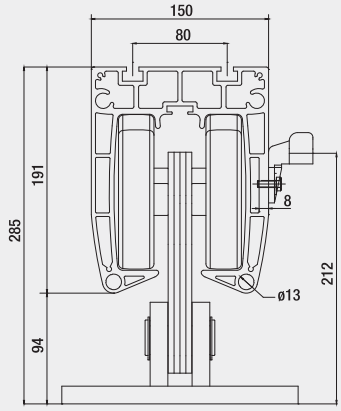

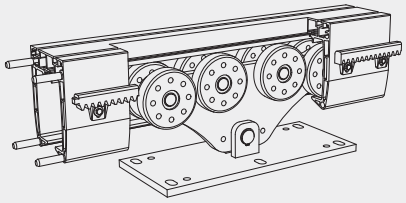

MA

Guida alluminio per cancelli autoportanti

Articolo - Article		Abbinabile Combining	Descrizione Description	Fasci Sheafs		
Riferimento - Reference			ML	N°		Kg
MA/6	BA 15 19 00	SILENT M	Alluminio naturale	6	-	15,1
53	IT 13 10 00	-	Spina di giunzione zincata	-	20	2

I La nuova guida MA è stata creata per rispondere all'esigenza di abbinare al carrello SILENTM una guida leggera, robusta e di facile montaggio su cancelli autoportanti in alluminio di grandi dimensioni. La guida riprende molte delle caratteristiche della già apprezzata guida GA per carrelli medi, portandola ad un livello prestazionale maggiore.

Le caratteristiche principali della guida MA sono:
1 Adatta per cancelli fino a 1000Kg di peso
2 Facilmente ancorabile al cancello tramite le due cave a T superiori
3 Facile applicazione della cremagliera tramite viti autoforanti grazie alla parete laterale di spessore maggiorato (8mm)

UK The new MA profile is lightweight but robust and easy to install.
In combination with the SILENTM trolley, the MA profile enables the construction of large aluminum cantilever gates. It has many of the features of the already known GA profile for MEDIO trolleys, but it conducts now to a higher level of performance.

The main features of the MA profile are:
1 Suitable for gates up to 1000 kg weight
2 It can be bolted to the gate structure by using the two upper T-slots
3 The dental rack is screwed by means of self-drilling screws to the reinforced side wall (8mm).

D Das neue MA-Profil ist leicht, aber robust und einfach zu installieren.
In Verbindung mit dem SILENTM-Rollenbock ermöglicht das MA-Profil die Konstruktion von großen selbsttragenden Aluminiumtoren.
Es besitzt viele der Eigenschaften des bereits bekannten GA-Profils für MEDIO Rollenböcke, bringt sie aber nun auf ein höheres Leistungsniveau.

Die Hauptmerkmale des MA-Profils sind:
1 Geeignet für Tore bis zu 1000 kg Gewicht
2 kann mittels der beiden oberen T-Nuten an das Tor verschraubt werden
3 Die Zahnstange wird mittels selbstbohrende Schrauben an die verstärkte Seitenwand (8mm) geschraubt.

F Le nouveau profil MA est léger mais robuste et facile à installer. En liaison avec le chariot SILENTM, le profil MA permet la construction de grandes portes en aluminium autoportantes. Ayant les caractéristiques du profil GA déjà connu, le profil MA amène à un niveau de performance plus élevé.

Voici les principales caractéristiques du profil MA:
1 à destiner aux portes jusqu'à 1000 kilogrammes de poids
2 possibilité de le visser à la poutre basse du portail en utilisant les deux fentes en T supérieures
3 La crémaillère est vissée sur la paroi latérale renforcée (8 mm) à l'aide de vis autotaraudeuses.

E El nuevo perfil de MA es liviano pero robusto y fácil de instalar. Junto al carro SILENTM, el perfil MA permite la construcción de grandes puertas autoportantes en aluminio. Tiene muchas de las características del perfil GA para carros MEDIO, pero ahora los lleva a un nivel de rendimiento superior.

Las principales características del perfil de MA son:
1 Adecuado para puertas hasta 1000 kg de peso
2 se puede atornillar a la puerta usando las dos ranuras en T superiores
3 La cremallera está atornillada a la pared lateral reforzada (8 mm) con tornillos autorroscantes.

RUS Новая направляющая MA разработана в целях удовлетворения требований, заключающихся в сочетании суппорта SILENTM с направляющей легкой, прочной и легко монтирующейся на самонесущие алюминиевые ворота больших размеров. Направляющая обладает многими достоинствами, уже оцененными на направляющей GA для средних суппортов, которые привели ее на высочайший уровень эксплуатационных характеристик.

Основные характерстики направляющей MA:
1. Пригодна для дверей весом до 1000кг
2. Легко крепится к воротам при помощи двух верхних Т-образных тросов
3. Легкая установка зубчатой рейки при помощи самонарезающихся винтов благодаря боковой стенке повышенной толщины (8mm)

Abbinamenti guide-carrelli

Combination tracks-carriages

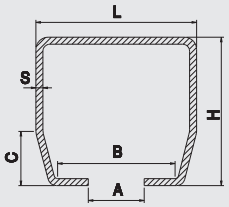

Articolo - Article			Abbinabile Combining	L	H	A	B	C	S	L1	Descrizione Description	Fasci Sheafs	
	Riferimento-Reference			mm								ML	Kg
	GIPI 4 RL 51	BG 69 59 00	SILENT L	69	59	22	52,5	25	3	3,5 ML	Grezzo da ML 5,1	91,8	438
	GIPI 4 RP 6	BG 70 60 00		70	60	22	53	25	3,5	4 ML	Grezzo da ML 6	192	1092
	GIPI 4 RLZ 51	BZ 69 59 00		69	59	22	52,5	25	3	3,5 ML	Zincato da ML 5,1	91,8	438
	GIPI 4 RPZ 6	BZ 70 60 00		70	60	22	53	25	3,5	4 ML	Zincato da ML 6	192	1092
	GIPI 4 RP 3	BG 70 60 03	SILENT P	70	60	22	53	25	3,5	6 ML	Grezzo da ML 3	96	545
	GIPI 4 RP 6	BG 70 60 00		70	60	22	53	25	3,5	6 ML	Grezzo da ML 6	192	1092
	GIPI 4 RPZ 3	BZ 70 60 03		70	60	22	53	25	3,5	6 ML	Zincato da ML 3	96	545
	GIPI 4 RPZ 6	BZ 70 60 00		70	60	22	53	25	3,5	6 ML	Zincato da ML 6	192	1092
	GIPI 5 RG 3	BG 94 85 03	SILENT G	94	85	33	73	30	5	8 ML	Grezzo da ML 3	60	714
	GIPI 5 RG 6	BG 94 85 06		94	85	33	73	30	5	8 ML	Grezzo da ML 6	120	1428
	GIPI 5 RGZ 3	BZ 94 85 03		94	85	33	73	30	5	8 ML	Zincato da ML 3	96	545
	GIPI 5 RGZ 6	BZ 94 85 06		94	85	33	73	30	5	8 ML	Zincato da ML 6	120	1428
	GIPI 4 RH 3	BG 12 10 03	H 900 S	101	121	36	86	41	5	10 ML	Grezzo da ML 3	30	431
	GIPI 4 RHZ 3	BZ 12 10 03		101	121	36	86	41	5	10 ML	Zincato da ML 3	30	431
	GIPI 4 RH 6	BG 12 10 06		101	121	36	86	41	5	10 ML	Grezzo da ML 6	60	862
	GIPI 4 RHZ 6	BZ 12 10 06		101	121	36	86	41	5	10 ML	Zincato da ML 6	60	862
	GIPI 6 RM 3	BG 14 14 03	SILENT M	136	143	38	104	55	6	16 ML	Grezzo da ML 3	45	1020
	GIPI 6 RM 6	BG 14 14 06		136	143	38	104	55	6	16 ML	Grezzo da ML 6	90	2034
	GIPI 6 RMZ 3	BZ 14 14 03		136	143	38	104	55	6	16 ML	Zincato da ML 3	45	1020
	GIPI 6 RMZ 6	BZ 14 14 06		136	143	38	104	55	6	16 ML	Zincato da ML 6	90	2034
	MA/6	BA 15 19 00	SILENT M	150	191	36	104	-	-	16 ML	Allum. nat. da ML 6	6	15,1



rollingcenter.com

PROFILO RETE

Grill profile

Gitter profil

Profil grille

Perfil para rejilla

Профиль сетки

I Profilo porta rete per pareti divisorie e antifortunistiche

DELTA

UK Grid profile for divisory panels and protection
D Glitter Profil füer Paneele und Unfallschutz
F Profil grille pour panneaux séparation et prévention
E Perfil para paneles rejilla: de separación y protección
RUS ДЕЛЬТА-ПРОФИЛЬ для решетчатых перегородок и ограждений

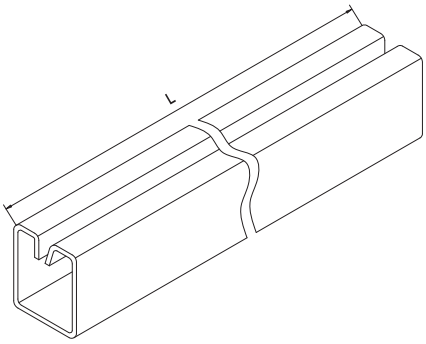

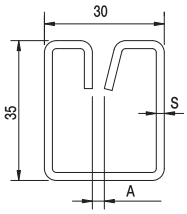

Articolo - Article		A	S	L	Fasci Sheafs	
Riferimento - Reference		mm			ML	Kg
DELTA 1	BZ 30 35 36	3	1,5	ML 6	300	450
DELTA 2	BZ 30 35 66	6	1,5	ML 6	300	450

I Squadretta per profilo porta rete

DELTA

UK Assembling square for grid pannels
D Befestigung füer Gitter Paneele
F Equerre de fixation pour panneaux grille
E Escuadra de nylon para paneles
RUS Угол крепежный для ДЕЛЬТА-ПРОФИЛЯ

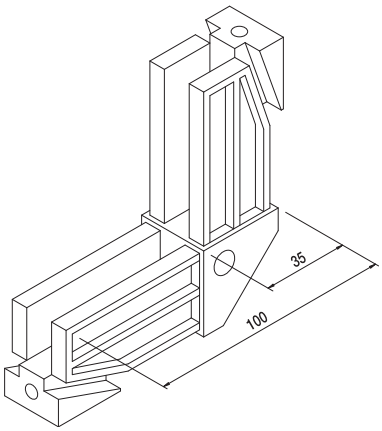

Articolo - Article			
Riferimento - Reference		N°	Kg
180	XN 10 10 00	20	2,4

I Squadretta metallica per profilo porta rete

DELTA

UK Assembling metal square for grid pannels
D Befestingung füer Gitter Paneele
F Èquerre métallique de fixation pour panneaux grille
E Escuadra metálica para perfil puerta red
RUS Угол крережный для ДЕЛТА ПРОФИЛЯ

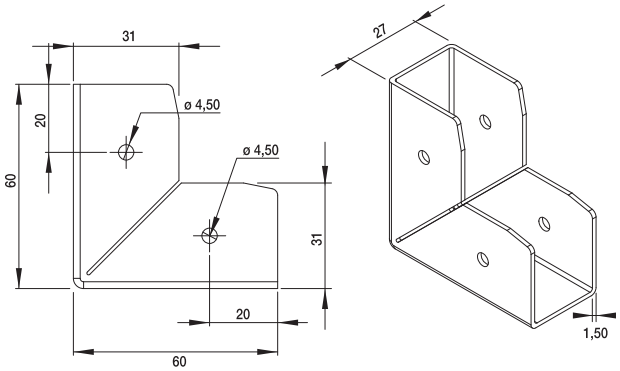

Articolo - Article			
Riferimento - Reference		N°	Kg
180 Z	XZ 60 60 00	20	2,5

I Supporti di testa completo di viti fissaggio DELTA

UK Small fixing plate
D Kleine Befestigungsplatte
F Plaque fixation petit modèle
E Placa fijación pequeña con tornillos
RUS Пластина крепежная малая

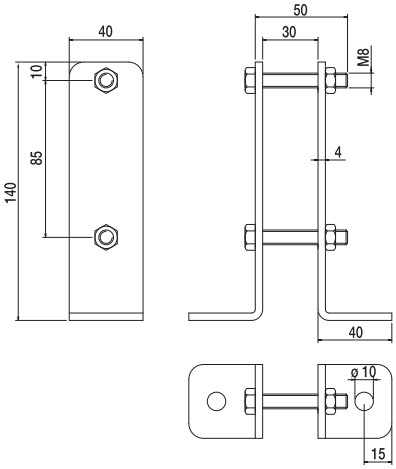

Articolo - Article			
Riferimento - Reference		N° coppie	Kg
181	PT 14 40 L0	20	9,5

I Supporti intermedi completo di viti fissaggio DELTA

UK Large fixing plate
D Grosse Befestigungsplatte
F Plaque fixation grand modèle
E Placa fijación grande con tornillos
RUS Пластина крепежная большая

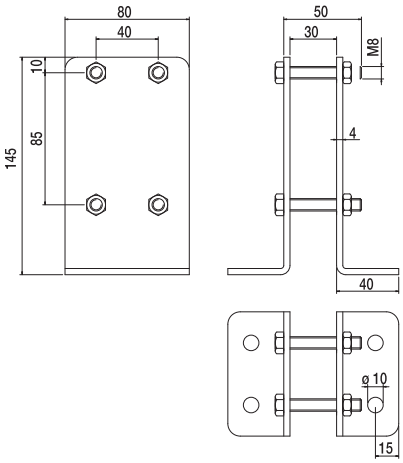

Articolo - Article			
Riferimento - Reference		N° coppie	Kg
182	PT 14 80 L0	20	19,5

I Piastrine di fissaggio per porta scorrevole profilo rete DELTA

UK Fixing plate for sliding door
D Befestigungsplatte füer Schieb - Tueren
F Plaque de fixation pour porte coulissante
E Placa de fijación para puerta corredera perfil
RUS Пластина крепежная для сдвижных ворот

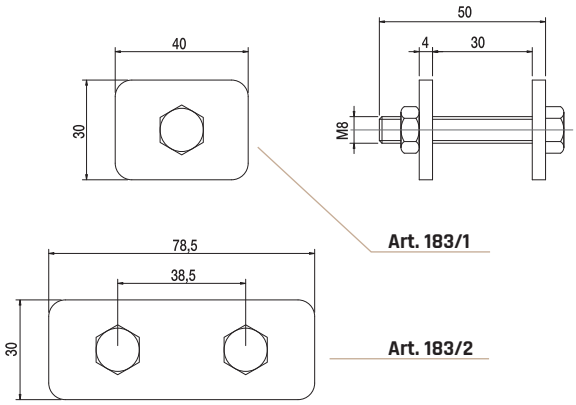

Articolo - Article			
Riferimento - Reference		N° coppie	Kg
183/1	PT 30 40 00	20	2,6
183/2	PT 30 80 00	20	5,2

I Piastra a 2 rulli guida per porta scorrevole profilo rete

DELTA

UK Plate 2 rollers for sliding door grill profile
D Platte 2 Rollen füer Schieb - Tueren Gitter Profil
F Plaque 2 rouleaux porte coulissante profil grille
E Placa con 2 rodillos para puerta corredera
RUS Пластина с 2 роликами для сдвижных ворот из ДЕЛЬТА-ПРОФИЛЯ

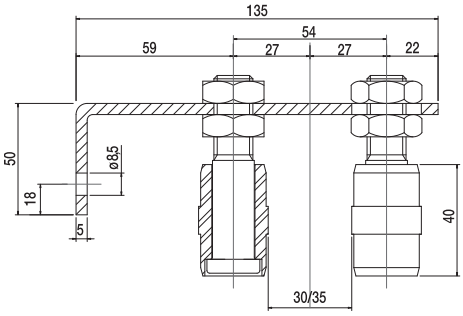

Articolo - Article			
Riferimento - Reference		Pz.	Kg
184	PT 13 40 02	5	3

I Incontro per porta scorrevole profilo rete

DELTA

UK Meeting point sliding door
D Bodenfuehrungsplatte füer Schieb-Tueren
F Butée porte coulissante
E Tope para puerta corredera con placa para atornillar o soldar
RUS Ловушка для сдвижных ворот из ДЕЛЬТА-ПРОФИЛЯ

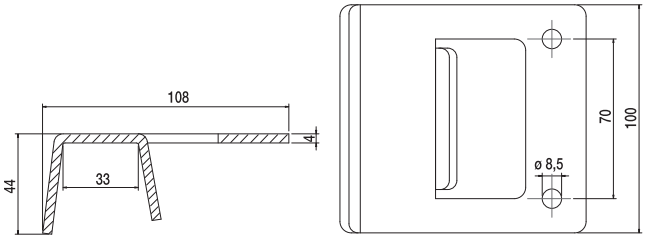

Articolo - Article			
Riferimento - Reference		Pz.	Kg
185	FT 10 10 40	5	3,5

I Fine corsa per porta scorrevole profilo rete

DELTA

UK Stop for sliding door
D Endanschlag füer Schieb-Tueren
F Butée pour portes coulissantes
E Tope de final para puerta corredera con placa para atornillar o soldar
RUS Упор для сдвижных ворот из ДЕЛЬТА-ПРОФИЛЯ

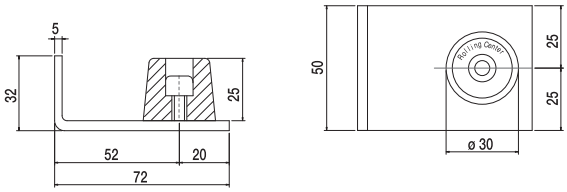

Articolo - Article			
Riferimento - Reference		Pz.	Kg
186	FT 70 30 S0	5	1,3

I Staffa con ruota ø 40 per porta scorrevole profilo rete

DELTA

UK Small fixing plate
D Kleine Befestigungsplatte
F Plaque fixation petit modale
E Placa fijación pequeña con tornillo
RUS Пластина крепежная малая. Профиль



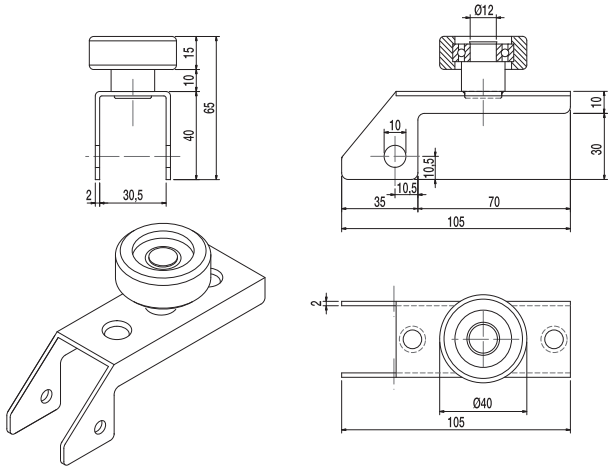

Articolo - Article			
Riferimento - Reference		Pz.	Kg
191	PT 60 40 00	10	1,8

I Staffa con supporto per porta scorrevole profilo rete tropicalizzato

UK Stirrup with support for sliding door grill profile yellow galvanized
D Gelbverzinkt Steigbügel mit Unterstützung für Schieb-Tueren Gitter Profil
F L'étrier avec support pour porte coulissante profil grille bichromaté
E Estribo con soporte para puerta corredera perfil para rejilla, tropicalizado
RUS Пластина крепежная для раздвижных дверей, профиль сетки оцинкован желтым

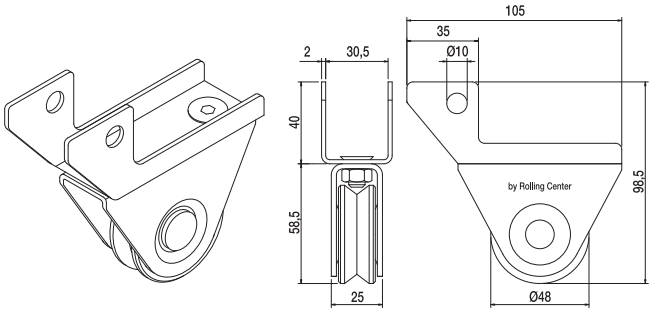

Articolo - Article			
Riferimento - Reference		Pz.	Kg
192	PT 11 40 00	10	4,2

I Rete di protezione per pannelli 1000x2000 per profilo rete

DELTA

UK Protection gril-panel for panel 1000x2000 for profile
D Sicherheitsgitter für panel 1000x2000 für profil
F Grille de protection pour panneau 1000x2000 pour profil
E Rejilla de la protección para panel 1000x2000 para el perfil
RUS Защитная сетка в панелях 1000x2000 для профиля



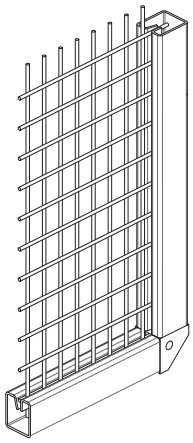

Articolo - Article		Dimensioni Dimension	Filo rete Thickness	Rete Grill	Finitura Finiture	Abbinabile Combining	Fogli rete Leaves	
Riferimento - Reference		mm	∅	mm			Pz.	Kg
RETE 30/50	XZ 01 02 30	950x1950	3	30x50	Zincata	DELTA 1	1	5,0

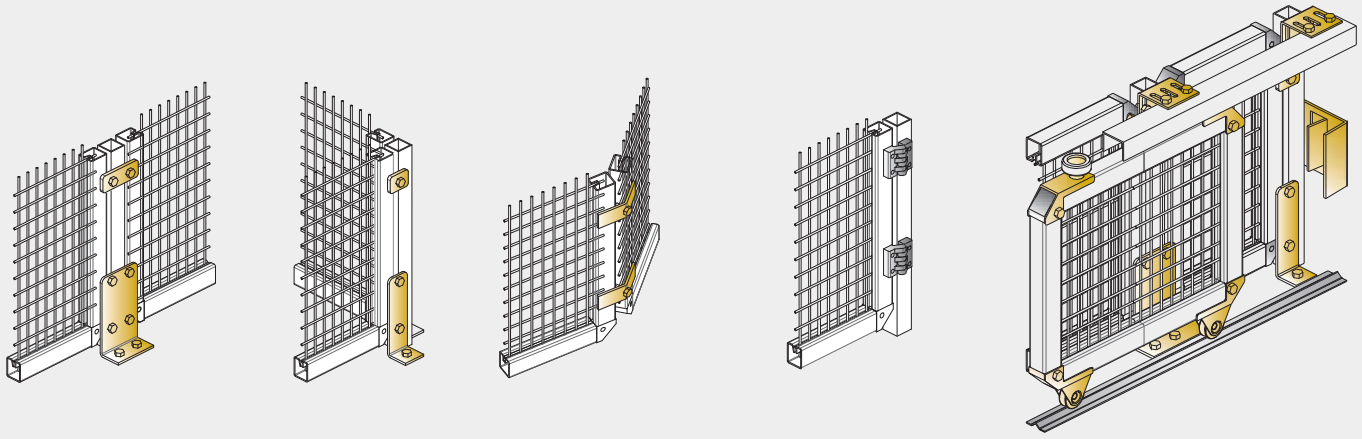

DELTA

Profilo brevettato e di facile installazione

I Profilo brevettato per la realizzazione di pareti divisorie tra reparti produttivi e magazzini, per la sicurezza in ambienti di lavoro di facile montaggio con la squadretta di nylon.

1 A richiesta in barre con lunghezze specifiche
2 Eliminazione totale degli sfridi
3 Eliminazione totale delle saldature
4 Tempi di realizzazione ridotti la minimo
5 Assemblaggio direttamente sul posto dell'impiego
6 Possibilità di impiego con reti di maglia standard filo 3 mm o plexiglas sp. 5 mm
7 Realizzazioni di perimetri modulari ad angolo, lineari e chiusure pedonali fisse e scorrevoli

UK Patented profile for partition walls between stores or factories, for increased safety in the facilities.
Easy installation with the nylon square.

1 Customized length bars upon demand
2 No Losses
3 No welds
4 Minimized production times
5 On site assembly
6 Coupling either with standard nets 3mm wire links or with 5mm Plexiglas.
7 Ideal for modular perimeters, angular or linear, and for fixed or sliding fences for pedestrian corridors

D Registriertes Profil für Grenzmauer zwischen Lagern oder Produktionsabteilungen, um erhöhte Sicherheit auf dem Arbeitsplatz zu erreichen. Vereinfachte Installierung mit Nylon Winkel.

1 Kundengerecht angefertigte Barren
2 Keine Abfälle
3 Keine Schweißfuge
4 Schnelle Fertigungszeiten
5 Bauplatzfertigung
6 Verwendung mit Standard 3mm Netze bzw. 5mm dickes Plexiglas.
7 Perfekt für modulare, eckige und lineare Umfänge und für feste oder gleitende Fußgängersperrungen

F Facile à monter, il est un Profilé breveté pour la réalisation des cloisons entre les départements productifs et les magasins, pour la sécurité en lieu de travail.

1 Sur demande, barres avec un longueur différente
2 Elimination complète des copeaux
3 Elimination complète des soudures
4 Temps de réalisations réduits au minimum
5 Assemblage sur place
6 Possibilité d'emploi avec des haies métalliques standard, fil de 3mm ou plexyglas 5mm d'épaisseur
7 Réalisation de périmètres modulés à angle, linéaires et fermetures pietonnées fixes ou glissantes.

E Perfil patentado para la realización de tabiques y entre el taller de producción y el almacén, para la seguridad en lugares de trabajo de fácil montaje con la escuadra de nylon.

1 A petición en barras con largos específicos
2 Eliminación total de las mermas
3 Eliminación total de las soldaduras
4 Tiempos de realización reducidos al mínimo
5 Montaje directamente en el puesto de empleo
6 Posibilidad de empleo con redes de mallazo estándar hilo 3 mm o plexiglás sp. 5 mm
7 Realizaciones de perímetros modulares a esquina, lineares y cierres peatonales fiojas y correderas.

RUS Запатентованный профиль для перегородок для складов или фабрик, для повышенной безопасности устройств. Легкая установка с нейлоновым квадратом.

1 длина штанги по заказу клиента
2 отсутствие отходов
3 отсутствие спаек
4 минимальное время производства
5 сборка на стройплощадке
6 соединение также со стандартной сеткой с проволокой в 3 мм сцеплением или 5 мм органическим стеклом
7 идеально для модульных периметров, угловых или линейных, фиксированных или скользящих ограждений, пешеходных коридоров

DELTA

I Applicazione struttura profilo rete
UK Application profile
D Grosse Befestigungsplatte
F Plaque fixation grand modèle
E Placa fijación grande con tornillos
RUS Применение профиля сетки

rollingcenter.com

LINEA INOX

Line inox

Linie inox

Ligne inox

Línea Ínox

Линия из нержавеющей стали

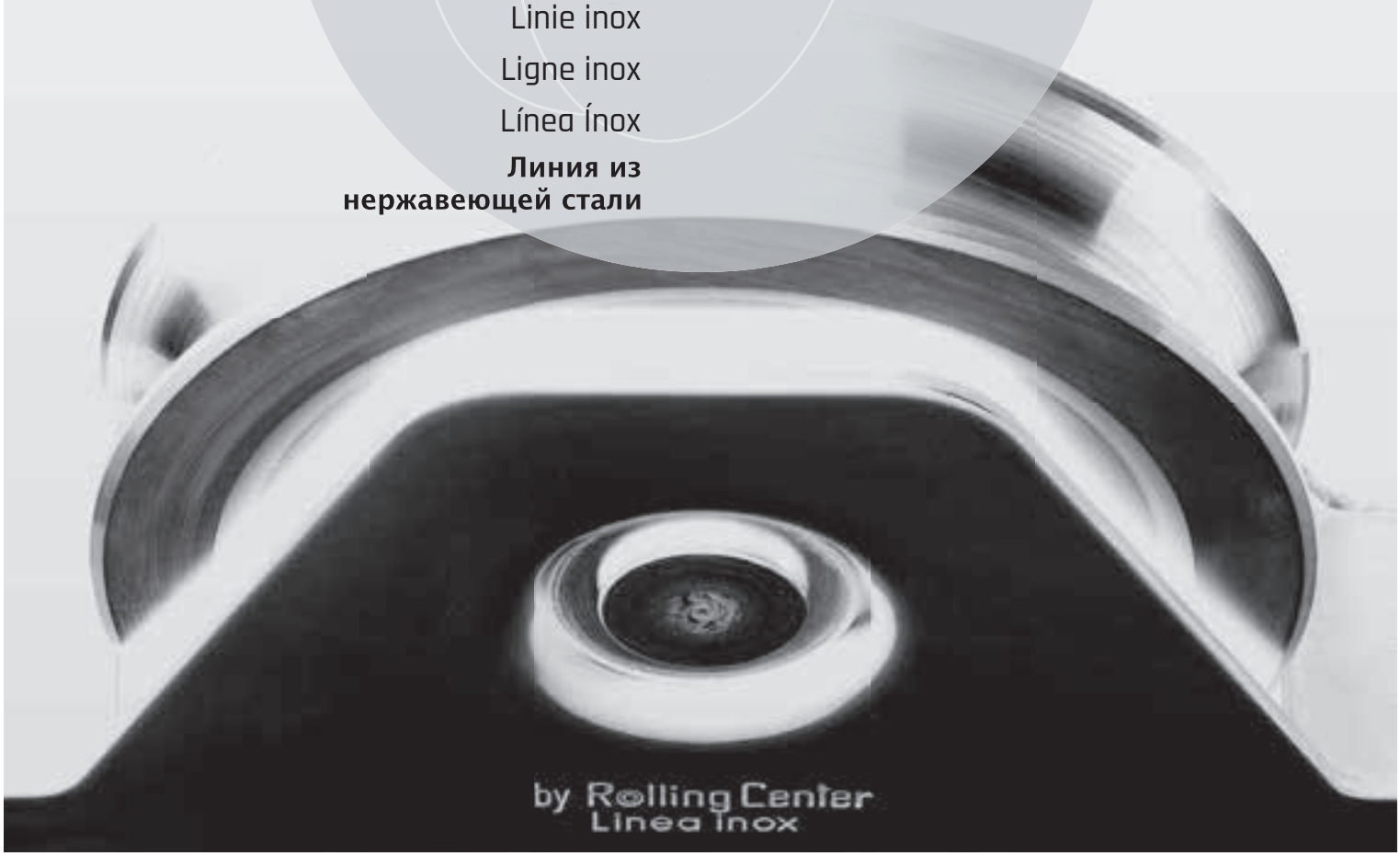

Cardine a saldare

- I Hinge to be welded
- UK Anschweißband
- D Gond à souder
- F Pernio para soldar
- E Petля под сварку
- RUS

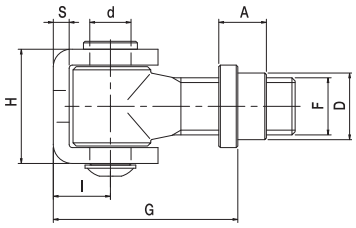

	Articolo - Article		D	d	F	G min/max	I	H	S	A		
	Riferimento - Reference		∅		UNI	mm					N°	Kg
	C 20 I	CI 00 20 SO	25	14	M 20	51 - 70	21	37	5	20,5	20	7,8
NEW	C 24 I	CI 00 24 SO	29	17	M 24	55 ÷ 83	26	42,5	5	21,5	10	6,7

Cardine a saldare registrabile

- I Adjustable weld - on hinge
- UK Einstellbares Anschweißband
- D Gond réglable à souder
- F Pernio para soldar regulable
- E Петля регулируемая под сварку
- RUS

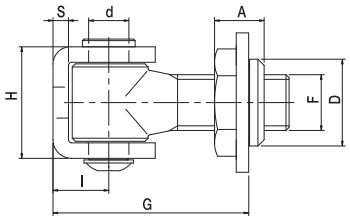

Articolo - Article		D	d	F	G min/max	I	H	S	A		
Riferimento - Reference		∅		UNI	mm					N°	Kg
CR 20 I	CI 00 20 RO	28	14	M 20	57 - 80	21	39	6	15	20	8,5

Cardine con barra lunga

- I Hinge with longer bar
- UK Anschweißband mit Gewinde - Bolzen
- D Gond avec barre plus longue
- F Pernio con barra larga
- E Petля с длинным винтовым креплением
- RUS

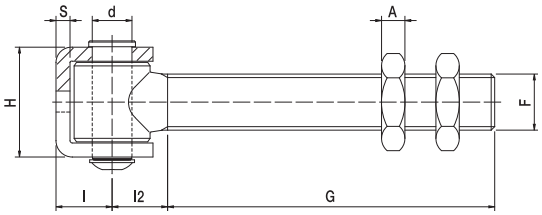

Articolo - Article		d	F	G	I	I2	H	S	A		
Riferimento - Reference		∅	UNI	mm						N°	Kg
CL 20 I	CI 00 20 LO	14	M 20	145	21	21	37	5	9	10	6,2
CL 24 I	CI 00 24 LO	17	M 24	145	26	21	42,5	5	10	10	10,5

Piastra e perno per cancelli ad ante

I Gate plate and pin
UK Bodenplatte mit Zapfen
D Plaque et pivot pour portail à battants
F Placa y gazne para cancelas
E Ось поворотная под сварку для петель
RUS

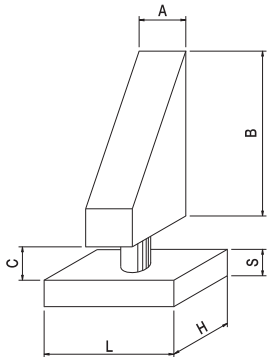

	Articolo - Article		L x H x S	A	B	C	I	Abbinabile Combinable		
	Riferimento - Reference		mm						N°	Kg
NEW	P 20 I	CI 00 20 P1	60 x 50 x 12	30	64	13	21	Cardini / Hinges M 20	20	12,28
CODE CHANGE	P 24 I	CI 00 20 P0	70 x 60 x 15	30	80	12	26	Cardini / Hinges M 24	20	19,8

Piastre girevoli a pavimento inferiore per cancelli leggeri e pesanti

I Rotating plate for light and heavy gates
UK Oberes Drehlager unteres Drucklager
D Plaque tournante pour portail léger et lourd
F Placa giratoria para cancelas livianas y pesadas
E Петля поворотная с конусным подшипником нижняя для легких и тяжелых ворот
RUS

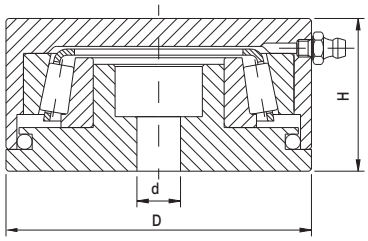

Articolo - Article		D	d	H	Portata Capacity		
Riferimento - Reference		∅		mm	Kg	N°	Kg
PG 50II	CI 00 50 DI	50	8	31	1000	10	4
PG 70II	CI 00 70 DI	70	10	35	2500	10	8,4

Piastre girevoli a saldare superiore per cancelli leggeri e pesanti

I Rotating plate for light and heavy gates
UK Oberes Drehlager unteres Drucklager
D Plaque tournante pour portail léger et lourd
F Placa giratoria para cancelas livianas y pesadas
E Петля поворотная с подшипником верхняя для легких и тяжелых ворот
RUS

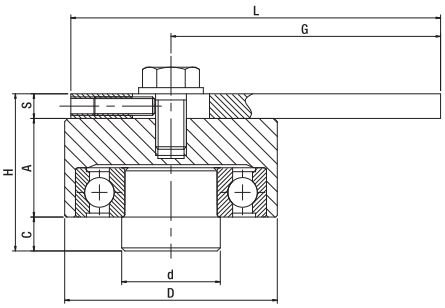

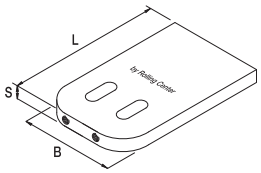

Articolo - Article		D	d	A	C	H	S	B	L	G min/max	Portata Capacity		
Riferimento - Reference		∅		mm							Kg	N°	Kg
PG 51SI	CI 01 50 DS	50	23	25	10	43	8	50	80	48 - 60	450	10	6
PG 71SI	CI 01 70 DS	70	32	32	11	51	8	70	120	80 - 95	1000	10	14,8

Copricolonna quadro inox con bordo

I Welding square cap with flanges - stainless steel
UK Anschweißbare Abdeckkappen, Edelstahl
D Chapeau inox avec bords à souder sur tube carré
F Cubrecolumna cuadrada de acero inoxidable
E Крышка нержавеющая под сварку на квадратную трубу
RUS

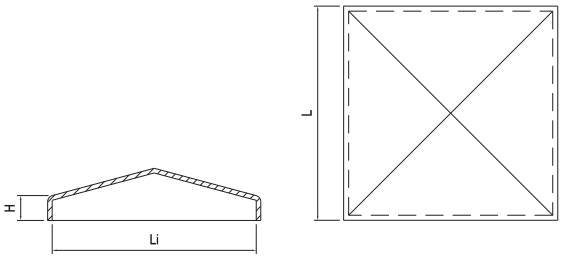

Articolo - Article		L	Li	H		
Riferimento - Reference		⧄		mm	N°	Kg
CAP 3I	PI 30 07 Q0	35	31	7	100	2,7
CAP 4I	PI 40 07 Q0	45	41	7	100	3,9
CAP 5I	PI 50 08 Q0	55	51	7	50	3,6
CAP 6I	PI 60 08 Q0	65	61	7	50	3,7
CAP 8I	PI 80 08 Q0	85	81	7	50	6,1
CAP 10I	PI 10 09 Q0	105	101	7	50	6,5
CAP 12I	PI 12 11 Q0	125	121	8	20	4,9
CAP 15I	PI 15 12 Q0	155	151	9	10	4,3
CAP 20I	PI 20 14 Q0	205	201	10	8	7,6

Catenaccio ad avvitare asta tonda leggero con portalucchetto

I Barrel bolt for padlock light duty to be screwed
UK Riegel zum schrauben fuer Vorhaengeschoss
D Verrou rond à visser avec porte cadenas modèle léger
F Cerrojo a atornillar con barra redonda pesada para candado
E Задвижка круглая под винт и навесной замок усиленная
RUS

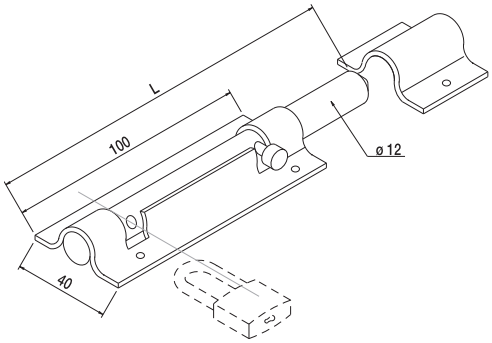

Articolo - Article		L		
Riferimento - Reference		mm	N°	Kg
111/150 I	AI 40 15 12	150	10	2,2

Cerniera inox a saldare a 2 ali chiuse con perno sfilabile

I Inox hingers to be welded to 2 closed wings with removable pin
UK Stählerne Scharniere mit 2 geschlossenen Fluegeln mit ausziehbarem Stift
D Charnière inox à 2 volets fermés avec pivot dégondable à souder
F Bisagra inoxidable por saldar de 2 alas cerradas con pernio extraible
E Петля стальная с 2 закрытыми площадками под сварку с извлекаемым штифтом
RUS

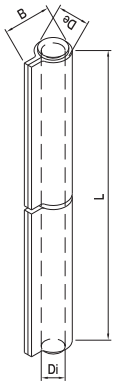

Articolo - Article		L	B	De	Di		
Riferimento - Reference		mm				N°	Kg
133/80 I	EI 00 80 20	80	16,5	12	8	24	1,8
133/100 I	EI 00 10 20	100	18	13,5	8,5	24	2,8
133/120 I	EI 00 12 20	120	19,5	15	10	24	3,8
133/140 I	EI 00 14 20	140	22	16,5	10,5	24	5,8

Cerniera inox a saldare a 2 ali chiuse con perno fisso

I Inox hingers to be welded by fixed pin

UK Stahlscharniere 2-geschloss. Fluegel mit festem Stifte zum schweissen

D Charnière inox à souder à 2 volets fermés avec pivot fixe

F Bisagra inoxidablede saldar por 2 alas cerradas con pernio fijo

E Железный шарнир для сварки с двумя закрытими крылами с фиксированным контактном

RUS

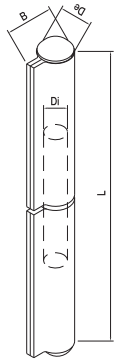

Articolo - Article		L	B	De	Di		
Riferimento - Reference		mm				N°	Kg
134/80 I	EI 00 80 21	80	17	12	8	24	1,5
134/100 I	EI 00 10 21	100	19	13,5	9	24	2,3
134/120 I	EI 00 12 21	120	20	14,5	10	24	3,3
134/140 I	EI 00 14 21	140	21	16	11	24	4,1

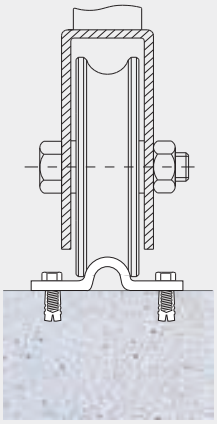

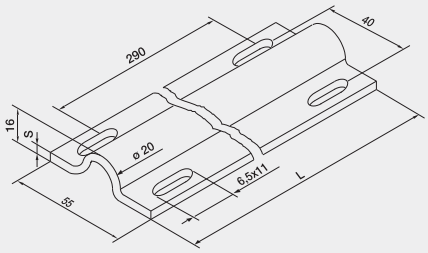

FLOOR

La guida pronta all'uso

Articolo - Article		Descrizione Description	L	S	Fasci Sheafs	Kg
Riferimento - Reference			ML	mm	ML	
FLOOR I 3	BI 55 16 03	Inox	3	3	150	188
FLOOR I 6	BI 55 16 06	Inox	6	3	300	378

I La nuova guida studiata e realizzata per cancelli e portoni scorrevoli pronta all'uso in barre da ml 6, una guida di veloce installazione con dei semplici tasselli.

1 Costi ridotti al minimo
2 Ridotti al minimo i tempi di realizzazione
3 Assemblaggio in cantiere
4 Riduzione di sfridi
5 Elevata robustezza
6 Eliminazione di saldatura

UK The new track has been designed for sliding gates and doors. Ready to use 6ml bars, is very easy to install just with dowels.

1 Very low costs
2 Reduced installation times
3 On site assembly
4 Very strong
5 No losses
6 No welds

D Die neue Schiene entwickelt für Schiebtüre und Tore. Sofort anwendbar in 6m Barren, sie bietet vereinfachte Installierung mit Dübeln.

1 Sehr preiswert
2 Schnellere Installierung
3 Baufertigung
4 Sehr stark
5 Keine Abfälle
6 Keine Schweißfuge

F Le nouveau guide conçu pour grilles et grandes portes coulissantespret à l'usage, et en barres de 6ml; un guide simple à installer.

1 Prix réduit
2 Prêt à l'usage, zingué, en barre de 6ml
3 Assemblage au chantier
4 Réduction des copeaux
5 Grande solidité
6 Elimination des soudures

E La nueva guía estudiada y realizada para cancelas y portones correderos lista para el uso en barras de ml 6, una guía de rápida instalación con unos simples tacos.

1 Costes reducidos al mínimo
2 Reducidos los tiempos de realización
3 Montaje en obra
4 Reducción de las mermas
5 Elevada solidez
6 Eliminación de la soldadura

RUS Новая направляющая была разработана для раздвижных ворот и дверей. Готовая к использованию в виде 6мл штанг легко устанавливается с помощью штифтов.

1 минимальные затраты
2 минимальное время производства
3 сборка на стройплощадке
4 очень прочная
5 отсутствие отходов
6 отсутствие спаек



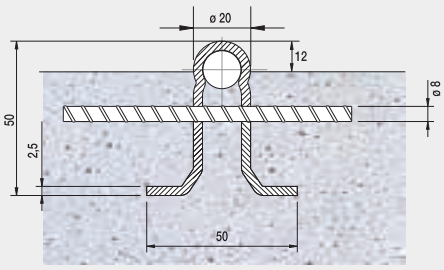

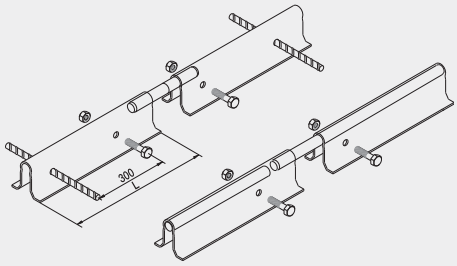

JOLLY

La guida economica e veloce nell'impiego

Articolo - Article		Descrizione Description	L	Fasci Sheafs		
Riferimento - Reference			ML	ML	N°	Kg
JOLLY I 3	BI 50 50 03	Inox	3	150		380
JOLLY I 6	BI 50 50 06	Inox	6	300		760
53 J	IZ 15 10 00	Spina di giunzione zincata			20	20

I La guida Jolly in inox 304 a cementare brevettata per cancelli e portoni scorrevoli di vario peso, economica e veloce nell'impiego.

1 E' eterna contro la corrosione di agenti atmosferici
2 Pronta all'uso in barre da ml 3 o ml 6
3 Assemblaggio direttamente in cantiere
4 Eliminazione totale delle saldature e riduzione degli sfridi
5 Capacità di portata maggiore semplicemente inserendo un tondino trafilato D.15
6 Maggiore rigidità utilizzando viti M8 per il fissaggio

UK Patented concrete-fixing inox 304 track for sliding doors of various weights, value engineered and easy to install.

1 High resistance against environmental etch
2 Ready to use galvanized 6ml bars
3 On site assembly
4 No welds and significant loss reduction
5 Easy increasable load capacity through a drawn rod D.15
6 Higher rigidity with M8 screws for fixing

D Registrierte inox 304 Schiene zum Betonieren, für Schiebtüre und Tore mit unterschiedlichen Gewichten. Sehr preiswert, sehr einfache Installierung.

1 Ewig gegen Umweltaufzehrung
2 Sofort anwendbare verzinkte 6m Barren
3 Baufertigung
4 Keine Schweißfugen und reduzierte Abfälle
5 Erhöhte Tragkraft mit Drahtgezogenem Rundeisen D.15
6 Höhere Steifheit mit M8 Schrauben für die Befestigung

F Le guide Jolly en inox 304 à cimenter, est breveté et parfaite pour grilles et grandes portes coulissantes de poids différent.

1 Durable contre la corrosion et les agents atmosphériques
2 Prêt à l'usage en barres de 3 ou 6 ml
3 Asssemblage directement au chantier
4 Elimination complète des soudures et réduction des copeaux
5 Portée majeure tout en ajoutant un rond tréfilé D.15
6 Résistance majeure grâce à l'emploi de vis M8

E La guía Jolly de acero inoxidable 304 para cementar patentada para cancelas y portones correderos de diferente peso. Es económica y rápida al mismo tiempo.

1 Es eterna contra la corrosión de los agentes atmosféticos.
2 Lista para el uso en barras de ml 3 o ml 6
3 Montaje directamente en obra
4 Eliminación total de las soldaduras y reducción de las mermas
5 Capacidad de alcance mayor simlemente insertando una CABILLA trafilada D. 15
6 Mayor rigidez empleando tornillos M8 para el ajuste

RUS Запатентованная фиксируемая в цементе направляющая из нержавеющей стали 304 для раздвижных ворот разного веса – экономична и проста в установке.

1 высокая сопротивляемость воздействиям окружающей среды
2 готовая к использованию в виде 6мл оцинкованных штанг
3 отсутствие спаек и значительное снижение отходов
4 возможность увеличения нагрузки за счет прицепного вала D.15
5 повышенная стойкость благодаря фиксирующим болтам M8

I Spina di giunzione zincata JOLLY

UK Junction pin for galvanized JOLLY
D Stifte füer verzinkt JOLLY
F Axe pour JOLLY galvanisé
E Perno para JOLLY zincada
RUS Ось соединительная **JOLLY**

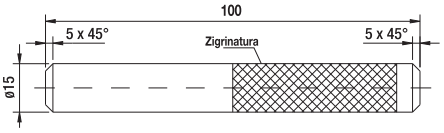



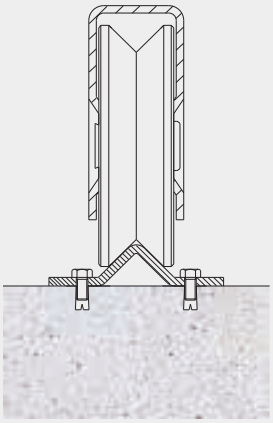

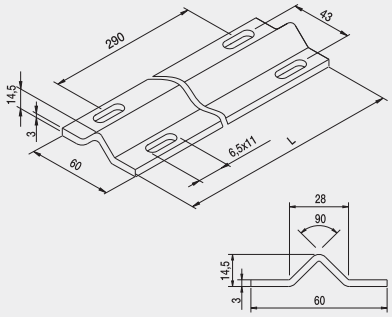

ANGULA

La guida di veloce installazione

Articolo - Article		Descrizione Description	L	S	Fasci Sheafs	Kg
Riferimento - Reference			ML	mm	ML	
ANGULA I 3	BI 60 15 03	Inox	3	3	150	232
ANGULA I 6	BI 60 15 06	Inox	6	3	300	464

I La nuova guida studiata e realizzata per cancelli e portoni scorrevoli pronta all'uso già zincata in barre da ml 6, una guida di veloce installazione con dei semplici tasselli.

1 Costi ridotti al minimo
2 Ridotti al minimo i tempi di realizzazione
3 Assemblaggio in cantiere
4 Riduzione di sfridi
5 Elevata robustezza
6 Eliminazione di saldatura

UK The new track has been designed for sliding gates and doors. Ready to use as galvanized 6ml bars, is very easy to install just with dowels.

1 Very low costs
2 Reduced installation times
3 On site assembly
4 Very strong
5 No losses
6 No welds

D Die neue Schiene entwickelt für Schiebtüre und Tore. Sofort anwendbar in verzinkten 6m Barren, sie bietet vereinfachte Installierung mit Dübeln.

1 Sehr preiswert
2 Schnellere Installierung
3 Baufertigung
4 Sehr stark
5 Keine Abfälle
6 Keine Schweißfuge

F Le nouveau guide conçu pour grilles et grandes portes coulissantes prêt à l'usage, zingué et en barres de 6 ml, est un guide simple à installer.

1 Prix réduit au minimum
2 Réalisation en temps réduit
3 Assemblage au chantier
4 Réduction des copeaux
5 Grande solidité
6 Elimination des soudures

E La nueva guía estudiada y realizada para cancelas y portones correderos lista para el uso ya cincada en barras de ml 6; una guía rápida instalación con unas simples borlas.

1 Costes reducidos al mínimo
2 Reducidos los tiempos de realización
3 Montaje en obra
4 Reducción de las mermas
5 Elevada solidez
6 Eliminación de la soldadura

RUS Новая направляющая была разработана для раздвижных ворот и дверей. Готовая к использованию в виде 6мл оцинкованных штанг легко устанавливается с помощью штифтов.

1 минимальные затраты
2 минимальное время производства
3 сборка на стройплощадке
4 очень прочная
5 отсутствие отходов
6 отсутствие спаек

Ruote normali a 1 cuscinetto - gola V per ANGULA I

I Normal wheel with one bearing - V groove
UK Laufrollen mit einem Lager - V Nut
D Roues normales avec 1 roulement - gorge V
F Ruedas normales con 1 cojinete - guía V
E Ролик нормальный с 1 подшипником паз V
RUS

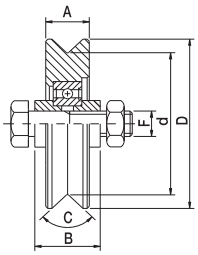

Articolo - Article		D	d	A	B	C	F	Tubolare LxHxS	Portata Capacity		
Riferimento - Reference		∅		mm		V	UNI	mm	kg x1	N°	kg
820 VI	RI 80 20 V1	80	65	20	34	96°	M 14x70	80x40x3	190	20	14,2

Ruote normali a 2 cuscinetti - gola V per ANGULA I

I Normal wheels with two bearings - V groove
UK Laufrollen mit zwei Lagern - V Nut
D Roues normales avec 2 roulements - gorge V
F Ruedas normales con 2 cojinetes - guía V
E Ролик нормальный с 2 подшипниками паз V
RUS

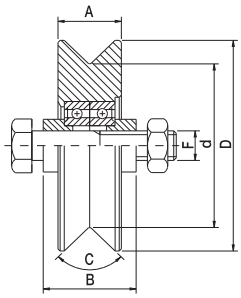

Articolo - Article		D	d	A	B	C	F	Tubolare LxHxS	Portata Capacity		
Riferimento - Reference		∅		mm		V	UNI	mm	kg x1	N°	kg
1230 VI	RI 12 30 V2	120	100	30	44	96°	M 14x70	120x50x3	430	8	17,6
1630 VI	RI 16 30 V2	160	140	30	44	96°	M 14x70	160x50x3	510	4	17,3

Ruote normali a 2 cuscinetti - gola U

I Normal wheels with two bearings - U groove
UK Laufrollen mit zwei Lagern - U Nut
D Roues normales avec 2 roulements - gorge U
F Ruedas normales con 2 cojinetes - guía U
E Ролик нормальный с 2 подшипниками паз ⊔
RUS

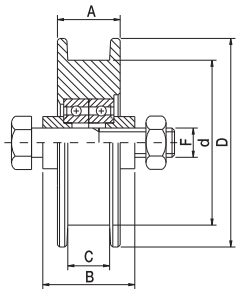

Articolo - Article		D	d	A	B	C	F	Tubolare LxHxS	Portata Capacity		
Riferimento - Reference		∅		mm		U	UNI	mm	kg x1	N°	kg
1230 UI	RI 12 30 U2	120	100	30	44	21	M 14x70	120x50x3	430	8	17,8
1630 UI	RI 16 30 U2	160	140	30	44	21	M 14x70	160x50x3	510	4	15,7

I Ruote normali a 2 cuscinetti - gola O per

NEW**OMEGA** NEW**OMEGA**2 **FLOOR** **HEAVY**

UK Normal wheels with two bearings - O groove
D Laufrollen mit zwei Lagern - O Nut
F Roues normales avec 2 roulements - gorge O
E Ruedas normales con 2 cojinetes - guía O
RUS Ролик нормальный с 2 подшипниками паз O

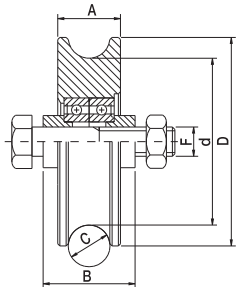

Articolo - Article		D	d	A	B	C	F	Tubolare LxHxS	Portata Capacity		
Riferimento - Reference		∅		mm		O	UNI	mm	Kg x1	N°	Kg
1230 OI	RI 12 30 02	120	100	30	44	21	M 14x70	120x50x3	430	8	17,1
1630 OI	RI 16 30 02	160	140	30	44	21	M 14x70	160x50x3	510	4	16,6

I Ruote a 2 cuscinetti con supporto saldato - gola V per

ANGULA

UK Wheels with welded support and two bearings - V groove
D Laufrollen mit Stützplatten und zwei Lagern - V Nut
F Roues à 2 roulements avec support soudé - gorge V
E Ruedas con soporte soldado con 2 cojinetes - guía V para atornillar
RUS Ролик с кронштейном под сварку с 2 подшипниками паз V

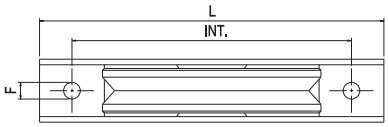

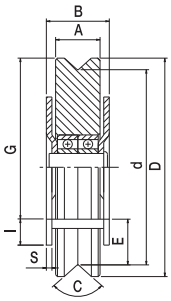

Articolo - Article		D	d	A	B	C	G	I	E	S	L	Int. x F	Portata Capacity		
Riferimento - Reference		∅		mm		V	mm						Kg x1	N°	Kg
1224 PSVI	RI 12 24 VS	120	102	24	38	96°	88	14	22	2,5	185	150 x ø9	400	6	13,6

I Ruote a 2 cuscinetti con supporto saldato - gola U

UK Wheels with welded support and two bearings - U groove
D Laufrollen mit Stützplatten und zwei Lagern - U Nut
F Roues à 2 roulements avec support soudé - gorge U
E Ruedas con soporte soldado con 2 cojinetes - guía U para atornillar
RUS Ролик с кронштейном под сварку с 2 подшипниками паз U

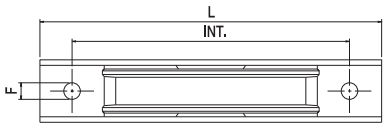

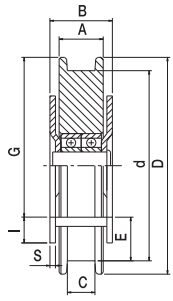

Articolo - Article		D	d	A	B	C	G	I	E	S	L	Int. x F	Portata Capacity		
Riferimento - Reference		∅		mm		U	mm						Kg x1	N°	Kg
1224 PSUI	RI 12 24 US	120	102	26	38	17	88	14	22	2,5	185	150 x ø9	400	6	14

I Ruote a 2 cuscinetti con supporto saldato - gola O per

NEWOMEGA | NEWOMEGA2 | FLOOR | HEAVY

UK Wheels with welded support and two bearings - O groove
D Laufrollen mit Stützplatten und zwei Lagern - O Nut
F Roues à 2 roulements avec support soudé - gorge O
E Ruedas con soporte soldado con 2 cojinetes - guía O para atornillar
RUS Ролик с кронштейном под сварку с 2 подшипниками паз O

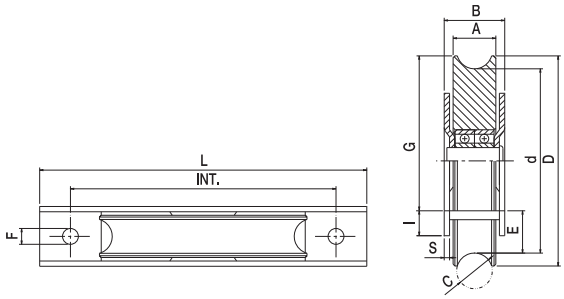

Articolo - Article		D	d	A	B	C	G	I	E	S	L	Int. x F	Portata Capacity		
Riferimento - Reference		∅		mm		O	mm						Kg x1	N°	Kg
1227 PSOI	RI 12 27 OS	120	100	26	38	21	88	14	21	2,5	185	150 x ø9	350	6	13,3

I Ruote a 2 cuscinetti con supporto saldato inox con perno ingrassatore - gola V per

ANGULA

UK Wheels with welded 2 inox bearings support with lubricating pin - V groove
D 2-inox Stahl Drucklager Räder mit Fettpressestift - V Nut
F Roues avec support soudé à deux roulements inox avec pivot graisseur - gorge V
E Ruedas con soporte soldado a 2 cuscinetto con pernio lubricador - guía V para atornillar
RUS Колесо с двумя приваренными опорными подшипниками из нержавеющей стали и смазочным устройством оси паз V

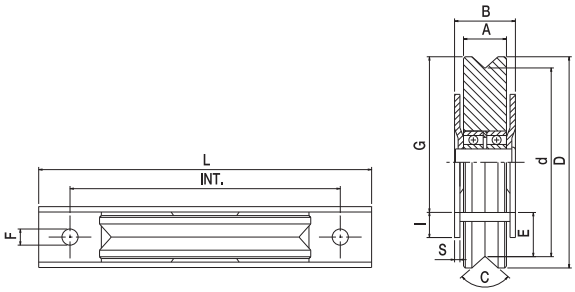

Articolo - Article		D	d	A	B	C	G	I	E	S	L	Int. x F	Portata Capacity		
Riferimento - Reference		∅		mm		V	mm						Kg x1	N°	Kg
1630 PSVI	RI 16 30 VI	160	140	30	44	96°	125	22	24	3	261	226 x ø9	470	2	10,2

I Ruote a 2 cuscinetti con supporto saldato inox con perno ingrassatore - gola U

UK Wheels with welded 2 inox bearings support with lubricating pin - U groove
D 2-inox Stahl Drucklager Räder mit Fettpressestift - U Nut
F Roues avec support soudé à deux roulements inox avec pivot graisseur - gorge U
E Ruedas con soporte soldado a 2 cuscinetto con pernio lubricador - guía U para atornillar
RUS Колесо с двумя приваренными опорными подшипниками из нержавеющей стали и смазочным устройством оси паз U

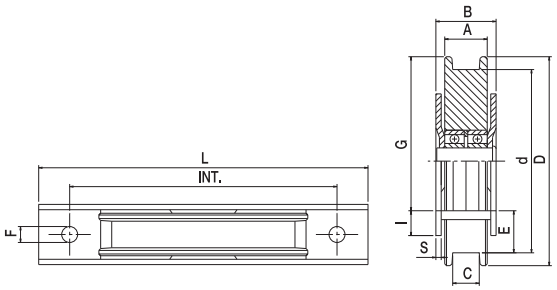

Articolo - Article		D	d	A	B	C	G	I	E	S	L	Int. x F	Portata Capacity		
Riferimento - Reference		∅		mm		U	mm						Kg x1	N°	Kg
1630 PSUI	RI 16 30 UI	160	140	30	44	21	125	22	24	3	261	226 x ø9	470	2	10

I Ruote a 2 cuscinetti con supporto saldato inox con perno ingrassatore - gola O per

NEW**OMEGA** | NEW**OMEGA**2 | **FLOOR** | **HEAVY**

UK Wheels with welded 2 inox bearings support with lubricating pin - O groove
D 2-inox Stahl Drucklager Räder mit Fettpressestift - O Nut
F Roues avec support soudé à deux roulements inox avec pivot graisseur - gorge O
E Ruedas con soporte soldado a 2 cuscinetto con pernio lubricador - guía O para atornillar
RUS Колесо с двумя приваренными опорными подшипниками из нержавеющей стали и смазочным устройством оси паз O

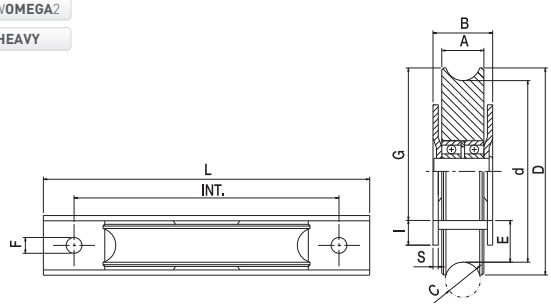

Articolo - Article		D	d	A	B	C	G	I	E	S	L	Int. x F	Portata Capacity		
Riferimento - Reference		∅		mm		O	mm						x1	N°	
1630 PSOI	RI 16 30 OI	160	140	30	44	21	125	22	24	33,5	261	226 x ø9	470	2	10

I Fermo di fine corsa per scorrevoli

UK Travel stop for sliding gates
D Torendanschlag
F Butée de fin de course pour portail coulissant
E Topes de final de carrera para correderas para soldar
RUS Стопор для сдвижных ворот

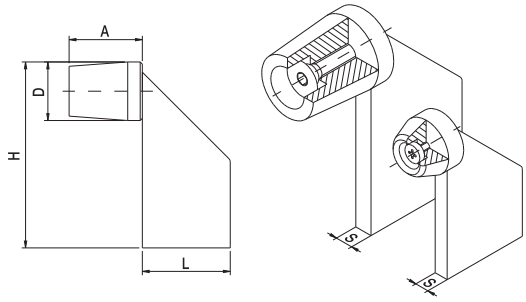

Articolo - Article		D	L	H	A	S		
Riferimento - Reference		∅	mm				N°	
F 40 I	FI 40 13 SO	40	60	130	40	10	10	6,1

I Cremagliere 22x22 - Inox

UK 22x22 racks - Stainless steel
D Zahnstangen 22x22 - Edelstahl lieferbar
F Crémaillère 22x22 - Inox
E Cremalleras 22x22 Acero inoxidable
RUS Зубчатые рейки 22x22 из нержавеющей стали

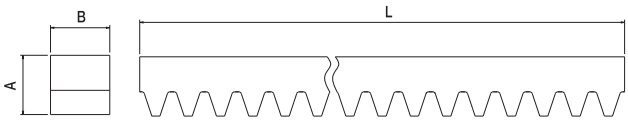

Articolo - Article		Descrizione Description	A	B	L	Modulo	
Riferimento - Reference			mm				x1 PZ.
46	GI 22 22 00	Inox	22	22	ML2	4	6

Piastra con rulli guida media

- I Middle track roll plates
- UK Platte mit mittleren Führungsrollen
- D Plots de guidage moyen
- F Placa mediana con rodillo guía
- E Пластина с роликами средней направляющей
- RUS

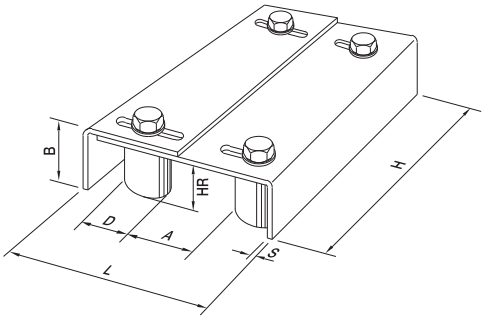

Articolo - Article		L	H	S	A min/max	B	Rulli D	Rulli HR		
Riferimento - Reference		mm					∅	mm	N°	Kg
4 RMI	PI 13 17 04	130x170	220	3	35/53	58	30	40	4	8,7
4 RMP I	PI 13 17 P4	130x170	220	3	35/53	58	30	40	4	8,7

Rullo guida in nylon cilindrico con perno inox

- I Cylindrical nylon roller stainless steel pin
- UK Zylindrische Führungsrollen aus Polyamid, rostfrei
- D Plot de guidage inox en nylon cylindrique
- F Rodillos de nylon cilíndricos
- E Ролик нейлоновый цилиндрический со стержнем из нержавеющей стали
- RUS

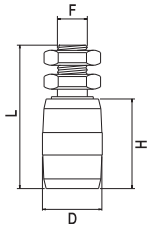

Articolo - Article		D	H	L	F		
Riferimento - Reference		∅	mm		UNI	N°	Kg
CN 25 I	UI 25 40 CO	25	40	71	M 14	50	6,5
CN 28 I	UI 28 40 CO	28	40	71	M 14	50	6,8
CN 30 I	UI 30 40 CO	30	40	71	M 14	50	7
CN 32 I	UI 32 40 CO	32	40	71	M 14	50	7,2
CN 40 I	UI 40 60 CO	40	60	96	M 20	20	8
CN 42 I	UI 42 60 CO	42	60	96	M 20	20	8,2
CN 25 P I	UI 25 40 CP	25	40	71	M 14	50	6,5
CN 28 P I	UI 28 40 CP	28	40	71	M 14	50	6,8
CN 30 P I	UI 30 40 CP	30	40	71	M 14	50	7
CN 32 P I	UI 32 40 CP	32	40	71	M 14	50	7,2
CN 40 P I	UI 40 60 CP	40	60	96	M 20	20	8
CN 42 P I	UI 42 60 CP	42	60	96	M 20	20	8,2

Incontro superiore regolabile con rulli nylon

- I Top adjustable meeting point with nylon rollers
- UK Oberes verstellbares Torfangstück mit Nylon Rollen
- D Butée supérieure réglable avec rouleaux nylon
- F Soporte de encuentro alto ajustable con rodillos nylon
- E Регулируемый верхний профиль с нейлоновими роликами
- RUS

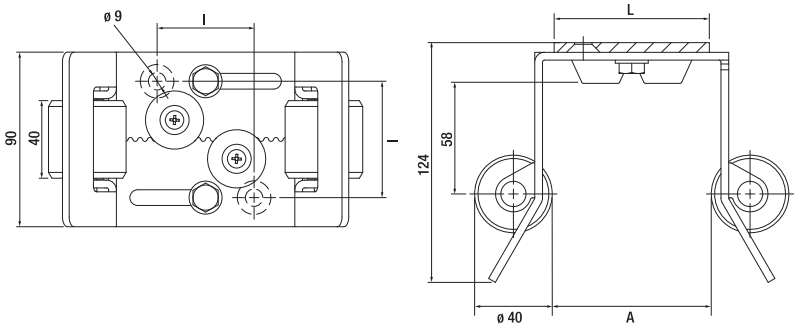



Articolo - Article		A	IxI	L		
Riferimento - Reference		mm			N°	Kg
50RSI	FI9080RS	80÷150	50x60	80	5	6,6

I Carrello medio per monorotaia a 2 ruote con perno

UK "Medium" carriage for single 2 wheels guide with pin
D Mittlere Wagen für 2-Räder Einzelschein mit Stift
F Chariot moyen pour monorail à 2 roues avec pivot
E Carretilla mediana para monoraíl a 2 ruedas con pernio
RUS Средняя тележка для монорельса с двумя колесами на оси

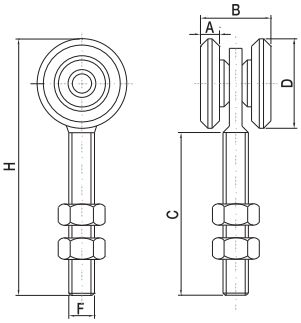

	Articolo - Article		D	A	B	H	FxC	Mat. Mat.	Portata Capacity		
	Riferimento - Reference		∅	mm					x1	N°	
NEW	2 RCFI	LI 00 24 2F	24	6	25	70	M 8x35	Inox	40	50	3,5
	2 RBI	LI 00 45 2F	42	9	33	115	M 12x60	Inox	150	40	13,4
	2 RBIN	LI P0 45 2F	42	9	33	115	M 12x60	Plastica	150	40	13,4

I Carrello medio per monorotaia a 4 ruote con perno

UK "Medium" carriage for single 4 wheels guide with pin
D Mittlere Wagen für 4-Räder Einzelschein mit Stift
F Chariot moyen pour monorail à 4 roues avec pivot
E Carretilla mediana para monoraíl a 4 ruedas con pernio
RUS Средняя тележка для монорельса с четырьмя колесами на оси

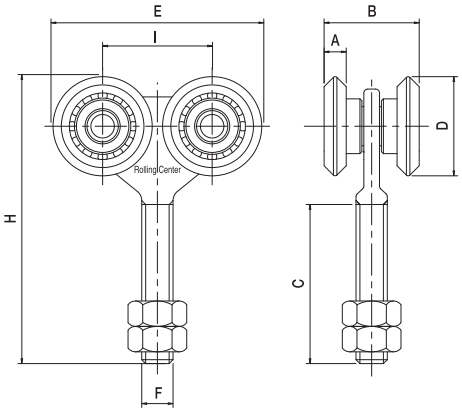

	Articolo - Article		D	A	B	E	H	I	FxC	Mat. Mat.	Portata Capacity		
	Riferimento - Reference		∅	mm							x1	N°	
NEW	4 RCFI	LI 00 24 4F	24	6	25	54	66	30	M 8x32	Inox	110	30	4,2
	4 RBI	LI 00 45 4F	42	9	33	115	115	50	M 12x60	Inox	180	20	9,8
	4 RBIN	LI P0 45 4F	42	9	33	115	115	50	M 12x60	Plastica	180	20	9,8

I Carrello piccolo per monorotaia a 4 ruote con supporto a 1/2 luna inox

UK Small 1/2 moon carriage with 4 wheels and support for monorail
D Laufwagen ausgestanzten Befestigungsblech
F Petit chariot pour monorail à 4 roues avec support demi-lune
E Carro pequeño con 4 ruedas de rodamiento con soporte a medialuna regulable en altura para monorail
RUS Тележка малая 4-х роликовая с полукруглым кронштейном для монорельса

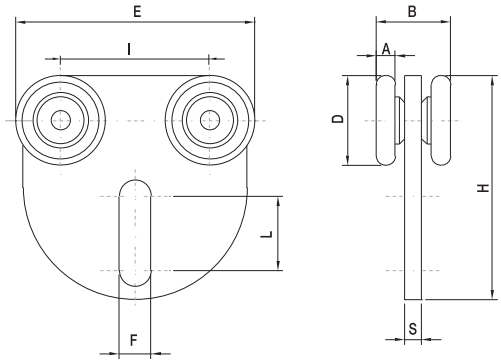

Articolo - Article		D	A	B	H	I	S	E	F	L	Portata Capacity		
Riferimento - Reference		∅	mm								x1	N°	
4 RC/MLI	LI 00 24 4M	24	6	25	62	40	4	62	8,5	28	110	50	8,8

I Carrello 2 ruote con piastra piccola o forata grande inox

UK 2-wheels carriage with small or big perforated plate inox
D 2-Räder Kunstharz Wagen mit kleiner oder ausgebohrte Platte
F Chariot à 2 roues avec petite plaque ou plaque percée grande inox
E Carretilla 2 ruedas con plancha pequeña o agujereada frande inoxidable
RUS Двухколесная направляющая с малной перфорированной пластине

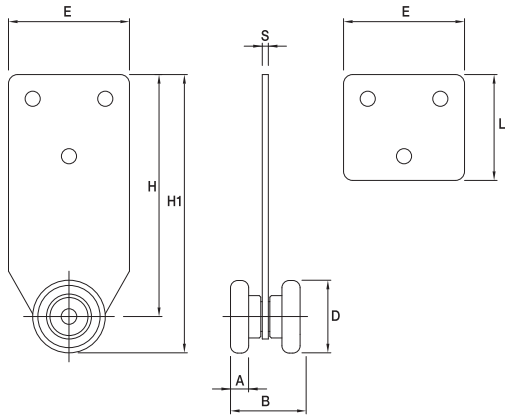

Articolo - Article		D	A	B	H	H1	S	E	L		
Riferimento - Reference		∅	mm							N°	Kg
2RCP I	LI P1 24 2P	24	6	25	82	93	2	40	34	40	7
2RCPG I	LI P2 24 2P	24	6	25	82	93	2	28	45	40	7

I Carrello medio per monorotaia a 4 ruote con piastra

UK Medium carriage with four wheels and plate for monorail
D Laufwagen mit 4 Rollen und Befestigungsblech
F Chariot moyen pour monorail à 4 roues avec plaque
E Carro mediano con placa y rodamiento para monorail (soldar)
RUS Тележка средняя 4-х роликовая с кронштейном для монорельса

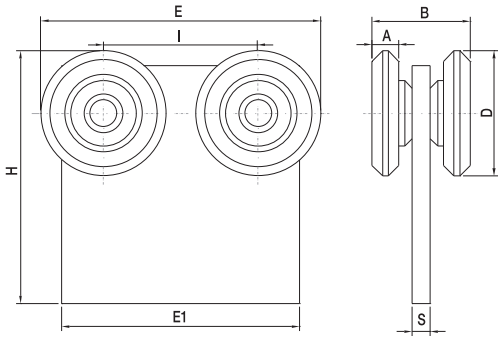

Articolo - Article		D	A	B	H	I	S	E	E1	Portata Capacity		
Riferimento - Reference		∅	mm							Kg x1	N°	Kg
4 RB PI	LI 00 45 4P	42	9	33	85	51	8	93	80	180	20	11,7

I Cerniere in acciaio grandi, perno ø 20, a 2 ali di mezzeria per portoni a libro

UK Large steel hinge, pin ø 20, for folding doors with two centre-line wings
D 2 - Flügel - Scharnier (mitte), ø 20 Stift
F Charnière centrale à 2 côtés, axe ø 20
E Bisagra central grande en acero, pierno ø 20, con 2 alas para puertas plegables con eje
RUS Петля центральная двойная большая

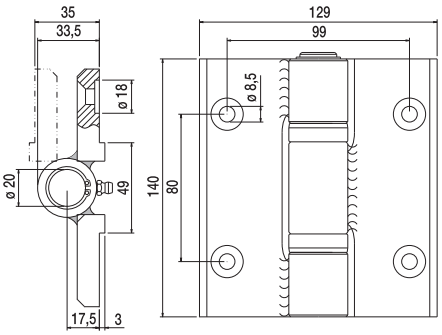

Tipo Type	Articolo - Article		Portata Capacity		
	Riferimento - Reference		Kg x1	N°	Kg
	CRN 1 I	EI 00 14 1M	200	15	32,8

I Cerniere in acciaio grandi, perno ø 20, a 2 ali inferiori c/cusc. ø 40

UK Hinge with two lower wings bearing ø 40, pin ø 20
D 2 - Flügel - Scharnier (unten) mit Lager ø 40, ø 20 Stift
F Charnière inférieure à 2 côtés avec roulement ø 40, axe ø 20
E Bisagra inferior grande en acero con cojinetes ø 40 con eje, pierno ø 20
RUS Петля нижняя двойная с подшипником ⌀ 40 большая

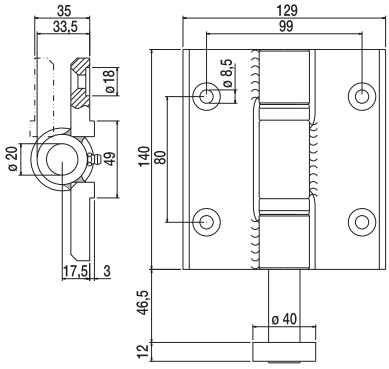

Tipo Type	Articolo - Article		Portata Capacity		
	Riferimento - Reference		Kg x1	N°	Kg
	CRN 2 I	EI 00 14 2I	200	15	36

I Cerniere in acciaio grandi di testa, perno ø 20, a 1 ala inferiore c/cusc. ø 40

UK Hinge head with one lower wing bearing ø 40, pin ø 20
D 2 - Flügel - Scharnier (unten) mit Lager ø 40, ø 20 Stift
F Charnière inférieure à 1 côté avec roulement ø 40, axe ø 20
E Bisagra inferior grande lateral en acero con 1 ala y eje ø 40, pierno ø 20
RUS Петля нижняя одинарная с подшипником ⌀ 40 большая

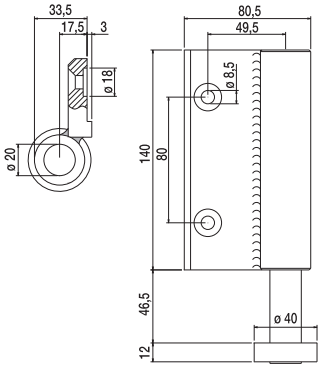

Tipo Type	Articolo - Article		Portata Capacity		
	Riferimento - Reference		Kg x1	N°	Kg
	CRN 3 I	EI 00 14 3I	200	15	26,5

I Cerniere in acciaio grandi di testa a 1 ala superiore

UK Hinge head with one upper wing
D Flügel Kopfscharnier (oben)
F Charnière supérieure à 1 côté
E Bisagra lateral grande en acero con 1 ala
RUS Петля верхняя одинарная для оси тележки большая

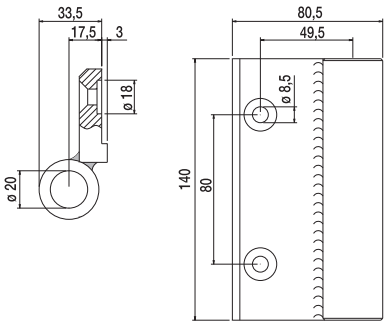

Tipo Type	Articolo - Article		Portata Capacity		
	Riferimento - Reference		Kg x1	N°	Kg
	CRN 4 I	EI 00 14 4S	200	15	18,2

I Cerniere in acciaio grandi a 2 ali superiori, senza perno, per portoni a libro

UK Hinge with two upper wings without pin
D 2 - Flügel Scharnier (oben) ohne Bolzen
F Charnière supérieure à 2 côtés sans axe
E Bisagra superior grande en acero con 2 alas
RUS Петля верхняя двойная без оси большая

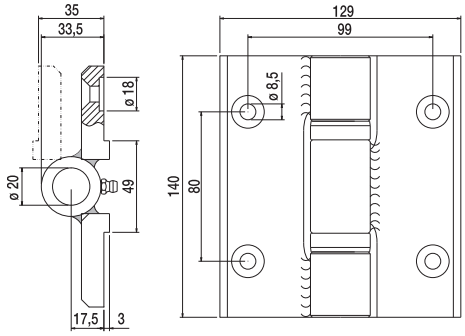

Tipo Type	Articolo - Article		Portata Capacity		
	Riferimento - Reference		Kg x1	N°	Kg
	CRN 5 I	EI 00 14 5S	200	15	27,5

I Cuscinetti reggispinta torniti e cementati

UK Pressed and case - hardened thrust bearings
D Drucklager gestanzt und gepresst
F Roulement de butée
E Cojinetes de empuje torneados y cementados
RUS Подшипники

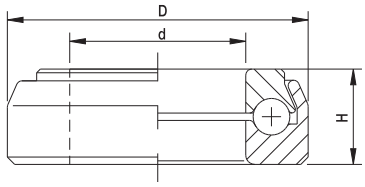

Articolo - Article		d	D	H		
Riferimento - Reference		∅		mm	N°	Kg
20 I	OI 16 24 T7	16	24	7	50	0,51
22 I	OI 20 32 T9	20	32	9	50	1,33

I Cerniere in acciaio piccole, perno ø 16, a 2 ali di mezzeria per portoni a libro

UK Small steel hinge, pin ø 16, for folding doors with two centre-line wings
D 2 - Flügel - Scharnier (mitte), ø 16 Stift
F Charnière centrale à 2 côtés en acier - petit modèle, axe ø 16
E Bisagra central en acero con 2 alas, pierno ø 16
RUS Петля центральная двойная стальная малая

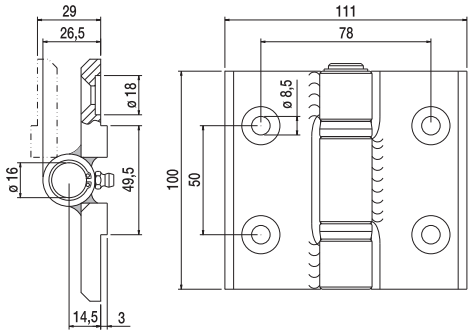

Tipo Type	Articolo - Article		Portata Capacity		
	Riferimento - Reference		Kg x1	N°	Kg
	CRN 1P I	EI 00 10 1M	150	15	15,2

I Cerniere in acciaio piccole, perno ø 16, a 2 ali inferiori c/cusc. ø 40

UK Hinge with two lower wings bearing ø 40, pin ø 16
D 2 - Flügel - Scharnier (unten) mit Lager ø 40, ø 16 Stift
F Charnière inférieure à 2 côtés avec roulement ø 40, axe ø 16
E Bisagra inferior en acero con 2 alas y eje ø 40, pierno ø 16
RUS Петля нижняя двойная с подшипником ⌀ 40 малая

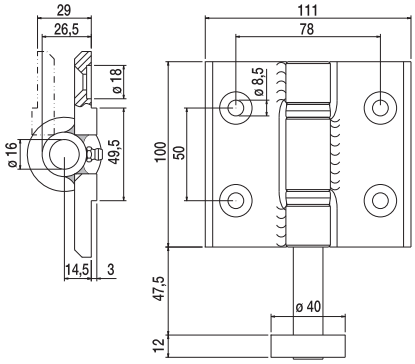

Tipo Type	Articolo - Article		Portata Capacity		
	Riferimento - Reference		Kg x1	N°	Kg
	CRN 2P I	EI 00 10 2I	150	10	11,7

I Cerniere in acciaio piccole di testa, perno ø 16, a 1 ala inferiore c/cusc. ø 40

UK Hinge head with one lower wing bearing ø 40, pin ø 16
D 2 - Flügel - Scharnier (unten) mit Lager ø 40, ø 16 Stift
F Charnière inférieure à 1 côté avec roulement ø 40, axe ø 16
E Bisagra inferior de acero con 1 ala y eje ø 40, pierno ø 16
RUS Петля нижняя одинарная с подшипником ⌀ 40 малая

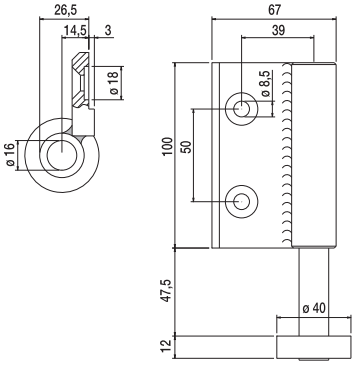

Tipo Type	Articolo - Article		Portata Capacity		
	Riferimento - Reference		Kg x1	N°	Kg
	CRN 3P I	EI 00 10 3I	150	15	12,9

I Cerniere in acciaio piccole di testa a 1 ala superiore

UK Hinge head with one upper wing for carriage pin
D Flügel Kopfscharnier (oben)
F Charnière supérieure à 1 côté
E Bisagra lateral grande en acero con 1 ala
RUS Петля верхняя одинарная для оси тележки малая

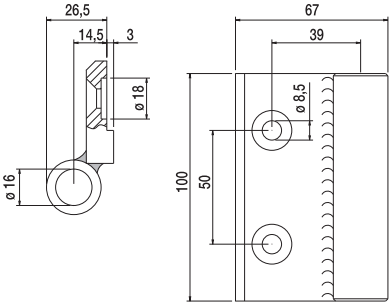

Tipo Type	Articolo - Article		Portata Capacity		
	Riferimento - Reference		Kg x1	N°	Kg
	CRN 4P I	EI 00 10 4S	150	15	8,2

Cerniere in acciaio piccole a 2 ali superiori, senza perno, per portoni a libro

- I Cerniere in acciaio piccole a 2 ali superiori, senza perno, per portoni a libro
- UK Hinge with two upper wings without pin
- D 2 - Flügel Scharnier (oben) ohne Bolzen
- F Charnière à 2 côtés sans axe - petit modèle
- E Bisagra lateral en acero con 2 alas
- RUS Петля верхняя двойная без оси малая

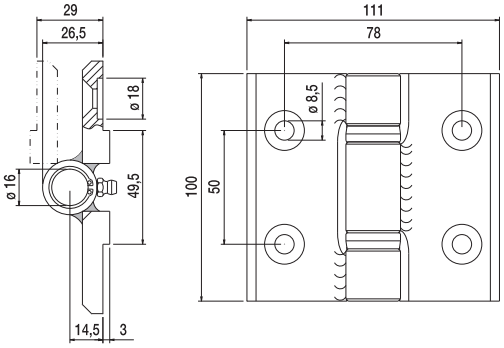

Tipo Type	Articolo - Article		Portata Capacity		
	Riferimento - Reference		kg x1	N°	kg
	CRN 5P I	EI 00 10 5S	150	15	12,8

Maniglie dritte con piastra

- I Maniglie dritte con piastra
- UK Plate straight handles
- D Gerade Griffe mit Platte
- F Poignées droites avec plot
- E Manijas rectas con placa
- RUS Пластина с прямой рукояткой

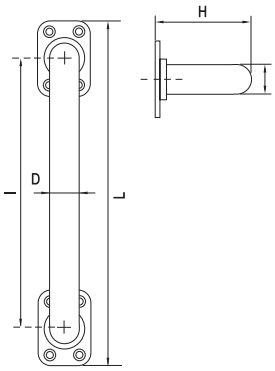

Articolo - Article		D	I	H	L		
Riferimento - Reference		∅	mm			N°	kg
M 20 PI	MI 00 20 0P	20	180	66	230	20	5,2

Maniglia ad incasso per portoni

- I Maniglia ad incasso per portoni
- UK Embedded handle
- D Einlegegriff fuer Falt-Tueren
- F Poignée à encastrer
- E Manilla a empotrar
- RUS Ручка “утопленная” для ворот

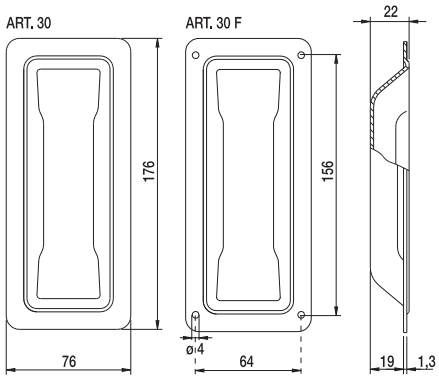

Articolo - Article			
Riferimento - Reference		N°	kg
30 I	MI 17 75 00	40	7,2
30 F I	MI 17 75 F0	40	7,2

Carrello in acciaio centrato/decentrato per portoni a libro

UK Centered/Decentered steel carriage for folding doors
D Zentrale/Dezentrale Stahlrollapparate fuer Schiebe und Falttüeren
F Chariot pour portes pliantes et coulissantes centré/décentré
E Carros de acero para puertas correderas centrado / decentrado
RUS Стальная тележка центрированная/нецентрированная для складывающихся дверей

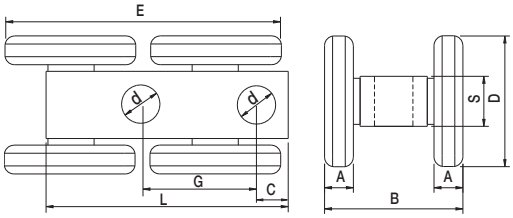

Tipo Type	Articolo - Article		D	d	A	B	E	L	G	C	S	Portata Capacity		
	Riferimento - Reference		∅		mm							x1	N°	
	CA 4RDI	LI 70 20 4D	70	20,5	15	72	143	125	60	15	25	1200	6	13,9

Perni per portoni a libro

UK Pins for folding doors
D Bolzen fuer Falttüeren
F Pivot pour portes pliantes et coulissantes
E Eje grande para puerta plegable
RUS Болт для складных и сдвижных ворот

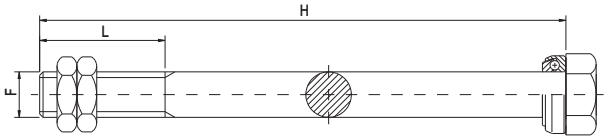

Articolo - Article		FxL	H		
Riferimento - Reference		UNI	mm	N°	
P 20/250 I	II 20 25 LO	M 20 x 60	250	10	7,3

Supporto per fissaggio a parete regolabile in altezza

UK Wall-fixing bracket height adjustable
D Höhenverstellbare Winkelbefestigung
F Support de fixation à réglable en hauteur mur
E Escudras regulables para atornillar a pared con suportes guía GIPI regulable en altura
RUS Кронштейн регулируемый по высоте крепеж в стену

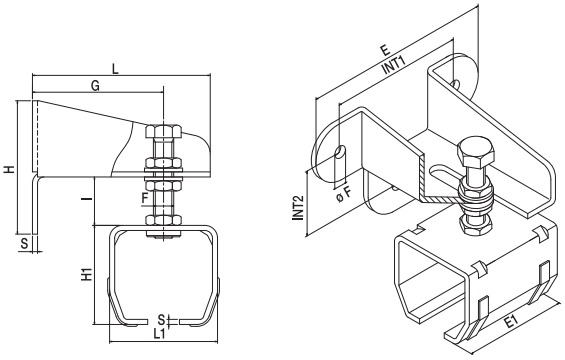

Articolo - Article		L	L1	H	H1	G min/max	I min/max	S	E	E1	F	øF	Int.1	Int.2	Abbinabile Combining		
Riferimento - Reference		mm														N°	
32 G I	SI 10 10 RH	140	108	110	105	58/115	0/35	4	175	100	M 16	12	125	60	GIPI 4 R/RZ	8	25

Supporto guida GIPI regolabile in altezza

I GIPI guide support, adjustable in height
D Höhenverstellbare Schienenbefestigung
F Support de rail GIPI réglable en heuteur
E Suportes guía GIPI reguleble en altura
RUS Кронштейн направляющей, регулируемый по высоте

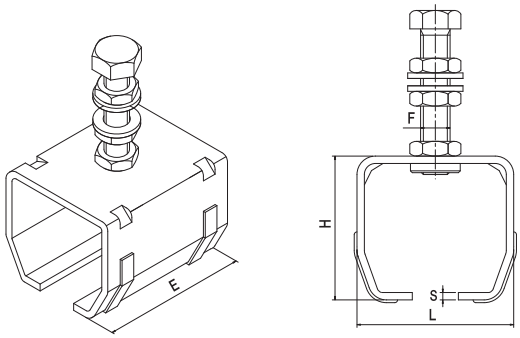

Articolo - Article		L	H	S	E	F	Abbinabile Combining		
Riferimento - Reference		mm						N°	Kg
39 G I	SI 10 10 RG	108	105	4	100	M 16x75	GIPI 4 R/RZ	10	15

Supporto lungo o per doppia guida

I Double guide support bracket
D Doppel Winkelbefestigung
F Support double guide
E Escudra larga para atornillar a pared o para doble guía
RUS Кронштейн длинный для двойной направляющей

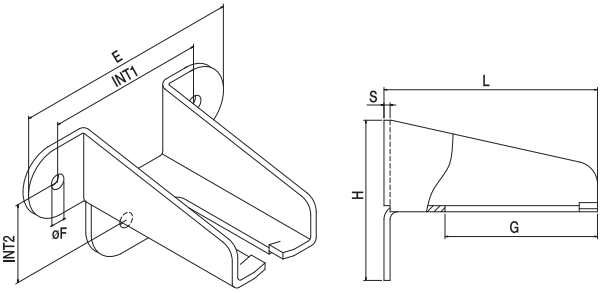

Articolo - Article		L	H	G	S	E	øF	Int.1	Int.2		
Riferimento - Reference		mm								N°	Kg
34/240 I	SI 24 60 00	240	110	195	4	175	12	125	60	6	8,3

Supporto a soffitto per guida grande

I Ceiling bracket for large guide
D Deckenmuffe fuer grosse Schiene
F Support au plafond pour rail grand modèle
E Suporte de techo para atornillar guía GIPI grande
RUS Кронштейн потолочный для большой направляющей

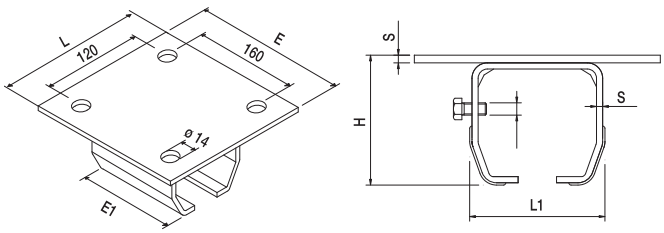

Articolo - Article		L	L1	H	S	E	E1	F	Abbinabile Combining		
Riferimento - Reference		mm						UNI		N°	Kg
33 G I	SI 16 20 00	160	108	110	4	200	100	M 8	GIPI 4 RP/RZ	4	10,6

Supporto di giunzione

I Joint support bracket
UK Verbindungsmuffe
D Support de jonction
F Suporte de union
E Кронштейн соединительный
RUS

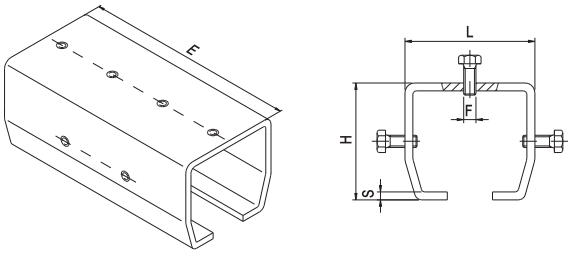

Articolo - Article		L	H	S	E	F	Abbinabile Combining		
Riferimento - Reference		mm						N°	Kg
31 G I	SI 10 10 GO	106	103	4	200	M 8	GIPI 4 R/RZ	6	16,6

Incontro a pavimento per aste

I Floor meeting point for rods
UK Verriegelungsblech
D Butée au sol pour barres
F Topes de acero cincado o inxidable con fijación a suelo para atornillar
E Упор напольный для ригеля
RUS

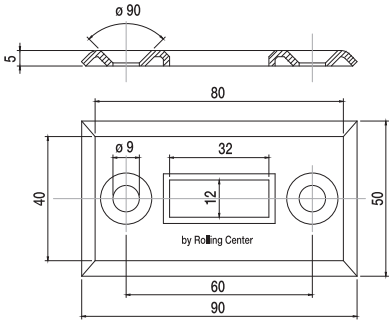

Articolo - Article		Abbinabile Combining		
Riferimento - Reference			N°	Kg
75 I	PI 80 40 00	Art. 79/80	50	3,6

Scorriasta ad innesto automatico per asta 25x10

I 25x10 automatic plugging rod guide
UK Halterung füer Verriegelungsschiene 25x10
D Guide coulissant pour fermeture automatique (pour barre 25x10)
F Corredera para barras de 25x10
E Направляющая для ригеля 25x10
RUS

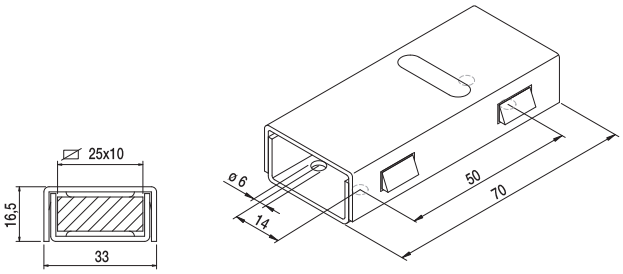

Articolo - Article		Int.		
Riferimento - Reference		mm	N°	Kg
54 I	PI 33 70 00	14x50	50	4,4

Scorriasta per asta 30x10

- I Scorriasta per asta 30x10
- UK 30x10 rod guide
- D Halterung mit Befestigungblech füer 30x10 Verriegelungsschiene
- F Guide coulissant pour barre 30x10
- E Corredera para barras de 30x10 con placa para atornillar
- RUS Направляющая для ригеля 30x10

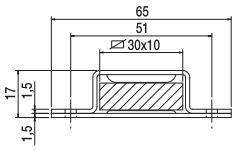

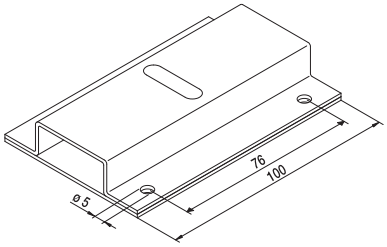

Articolo - Article		Int.		
Riferimento - Reference		mm	N°	kg
37 I	PI 65 10 00	51x76	50	9,1

Cariglione piccolo dx-sx per asta 25x10

- I Cariglione piccolo dx-sx per asta 25x10
- UK Small right/left lock for 25x10 rod
- D Triebriegel Rechts-Links 25x10
- F Poignée de fermeture droite/gauche pour barre 25x10
- E Cremonas de acero bicromatado o inoxidable para barra 25x10
- RUS Ручка поворотная ригелей 25x10 левая/правая

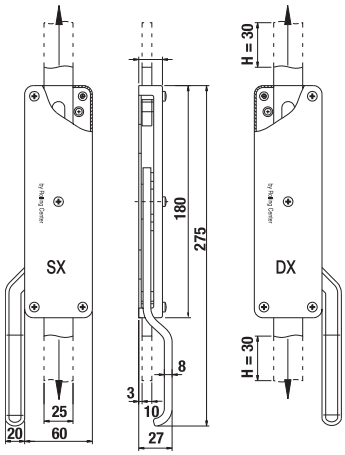

Articolo - Article			
Riferimento - Reference		N°	kg
97 DXI	AI 00 97 0D	5	4,3
97 SXI	AI 00 97 0S	5	4,3

Cariglione dx-sx per asta 30x10

- I Cariglione dx-sx per asta 30x10
- UK Right/left lock for 30x10 rod
- D Triebriegel Rechts-Links 30x10
- F Poignée de fermeture droite/gauche pour barre 30x10
- E Cremonas de acero bicromatado o inoxidable para barra 30x10
- RUS Ручка поворотная ригелей 30x10 левая/правая

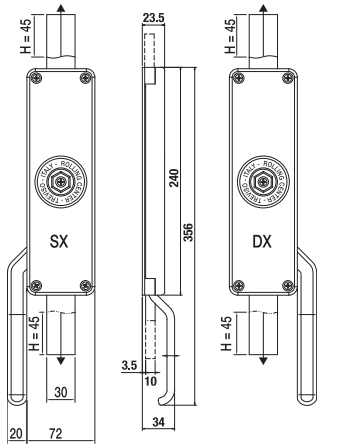

Articolo - Article			
Riferimento - Reference		N°	kg
36 DXI	AI 00 36 0D	2	2,5
36 SXI	AI 00 36 0S	2	2,5

Guida per portoni scorrevoli e a libro

- I Guida per portoni scorrevoli e a libro
- UK Guide for sliding and folding doors
- D Schiene fuer Schiebe-und Falttüeren
- F Guide pour portes pliantes et coulissantes
- E Guía para puerta corredera y plegable
- RUS Направляющая для складных и сдвижных ворот

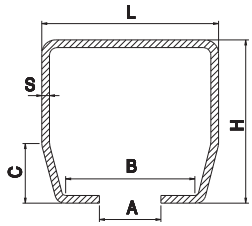

Tipo Type	Articolo - Article		Abbinabile Combining	L	H	A	B	C	S	Portata Capacity	Descrizione Description	Fasci Sheafs	
	Riferimento - Reference			mm						x1		ML	
	GIPI 4 RI 3	BI 92 85 03	CA 4 RDI	92	85	33	73	30	4	1050	Inox da ML 3	54	470
	GIPI 4 RI 6	BI 92 85 06	CA 4 RDI	92	85	33	73	30	4	1050	Inox da ML 6	108	940

Monorotaia per carrelli

- I Monorotaia per carrelli
- UK Single guide for carriages
- D Einzelschein für Wagen
- F Monorail pour chariots
- E Monoraíl para carretillas
- RUS Монорельс для тележки

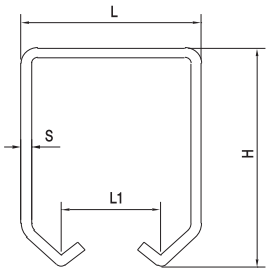

Tipo Type	Articolo - Article		Abbinabile Combining	L	L1	H	S	Descrizione Description	Fasci Sheafs	
	Riferimento - Reference			mm				ML		
	80 I	BI 33 35 00	4 RC/ML I/2 RCP I/2 RCPG I	33	20	34	2	Inox da ML 6	600	1008
	81 I	BI 42 56 00	2 RBI/4 RBI/4 RB PI	42	22	54	2,5	Inox da ML 6	336	1061

Supporto universale a parete per fissaggio e regolazione monorotaia

- I Supporto universale a parete per fissaggio e regolazione monorotaia
- UK Universal wall support for single guide fixing and adjusting
- D Allgemeine Wandunterstüzung für Einzelschein Fixierung und Einstellung
- F Support universel à mur pour la fixation et la régulation du monorail
- E Soporte universal a pared para el ajuste y la regulación monoraíl
- RUS Универсальная опора с перегородкой для фиксации и регулировки монорельса

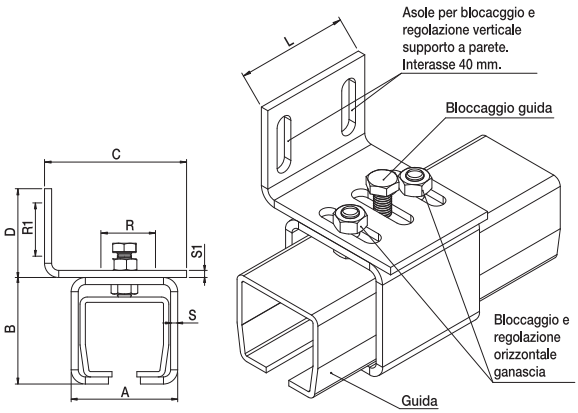

Articolo - Article		A	B	C	D	L	S	S1	R/R1	Asole	Abbinabile Combining		
Riferimento - Reference		mm										N°	
P 80 I	SI 50 60 R0	40,5	48	60	50	60	3	4	55	8,5x30	80 I	10	4
P 81 I	SI 50 70 R0	51,5	71	70	50	60	4	4	22	8,5x30	81 I	10	6

I Supporto universale a soffitto per fissaggio e regolazione monorotaia

UK Standard ceiling support for mono - rail fixing and adjustment
D Standard Deckel-Befestigung fuer Mono-Schienen Einstellung
F Support plafond universel pour fixation et réglage monorail
E Soporte universal para atornillar a techo regulable en anchura para monorail
RUS Кронштейн в потолок универсальный для крепления и регулировки монорельса

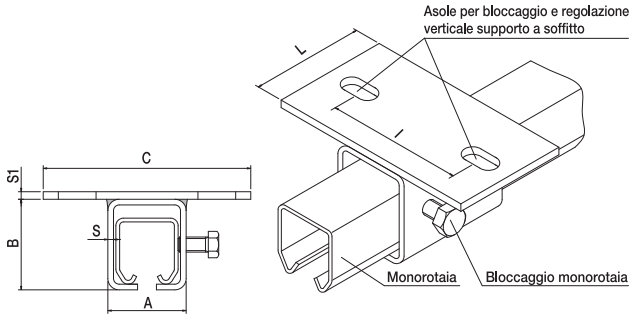

Articolo - Article		A	B	C	L	S	S1	I	Asole	Abbinabile Combining		
Riferimento - Reference		mm									N°	Kg
S 80 I	SI 60 11 S0	40,5	48	110	60	3	4	74	10,5x20	80 I	10	4
S 81 I	SI 60 12 S0	51,5	71	120	60	4	4	84	10,5x20	81 I	10	6,5

I Supporto di giunzione per monorotaia

UK Support bracket for single guide
D Befestigung für Einzelschein
F Support de jonction pour monorail
E Soporte de articulación para monovía
RUS Регулируемая опорная стойка для одной направляющей

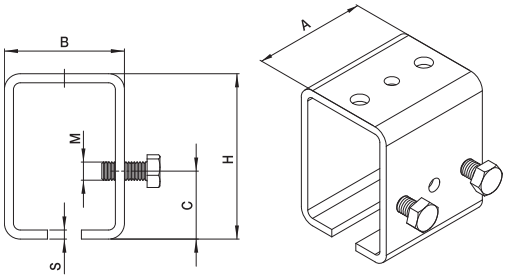

Articolo - Article		A	B	C	H	S	M	Abbinabile Combining		
Riferimento - Reference		mm							N°	Kg
G 80 I	SI 48 20 G0	60	40,5	24	48	3	M8	80 I	10	2,1
G 81 I	SI 70 52 G0	60	51,5	30	71	4	M8	81 I	10	4

I Fermo di fine corsa per monorotaia

UK Travel stop for single guide sliding gates
D Torendanschlag für Einzelschein
F Butée de fin de course pour portail coulissant
E Topes de final de carrera para correderas para soldar
RUS Тормоз для раздвижных ворот с одной направляющей

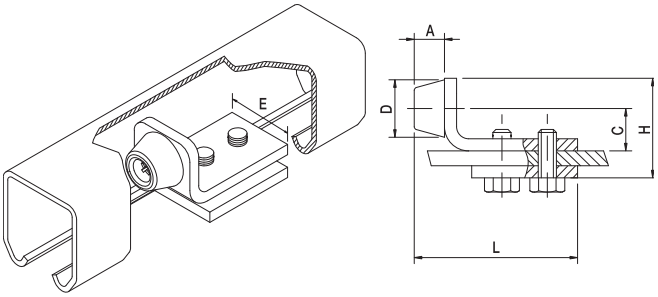

Articolo - Article		D	L	H	A	C	E	Abbinabile Combining		
Riferimento - Reference		∅	mm						N°	Kg
F 80 I	FI 55 25 R0	19	55	35	10	14	25	80 I / 81 I	20	2,5

Rolling Center SPA
INNOVATIVE SOLUTIONS FOR METAL GATES AND DOORS

LINEA INOX
PER CANCELLI AUTOPORTANTI

Carrello "Basic" per cancelli autoportanti

I "Basic" carriage for cantilever gates
UK "Basic" Rollenapparat für freitragende Schiebetore
D Chariot "Basic" pour portails autoportants
F Carro "Basic" para puertas autoportantes
E Тележка для консольных сдвижных ворот базовая
RUS

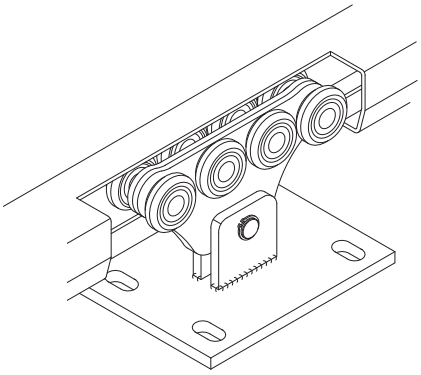

Articolo - Article		L1	Peso max cancello Gate max weight	Abbinabile Combining		
Riferimento - Reference		Max ML			N°	Kg
CA 4 RPSI	LI 00 50 80	3 - 6	450 kg	GIPI 4 RLI	2	9,58

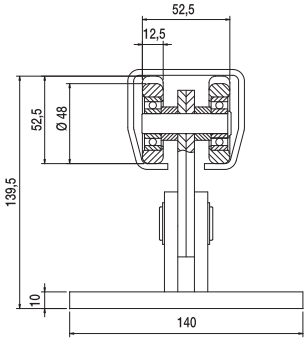

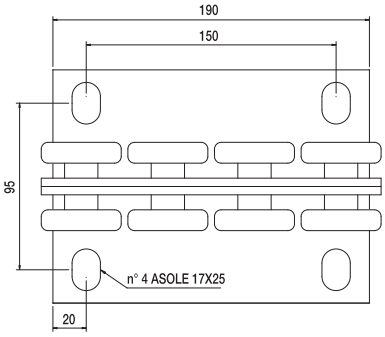

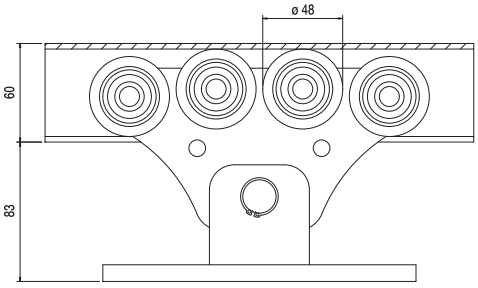

Peso max cancello Gate max weight	L1 (mt)	L2 (mt)	L4 (mt)	L5 (mt)	LT (mt)	H (mt)	E (mt)	A (mt)	B (mt)	C (mt)	Portata max carrello Carriage strength	Fondazione Armatura	
450 kg	3,0	0,9	1,66	0,20	4,7	1,7	0,19	1,8	0,6	0,5	900 kg	4 Ø 12	4 Ø 12
450 kg	4,0	1,2	1,96	0,20	6,0	1,7	0,19	2	0,6	0,5	900 kg	4 Ø 12	4 Ø 12
450 kg	5,0	1,5	2,26	0,20	7,3	1,7	0,19	2,3	0,8	0,5	900 kg	4 Ø 12	4 Ø 12
450 kg	6,0	1,8	2,56	0,20	8,6	1,7	0,19	2,6	0,8	0,5	900 kg	4 Ø 12	4 Ø 12

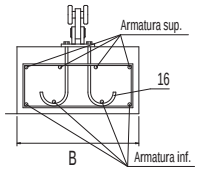

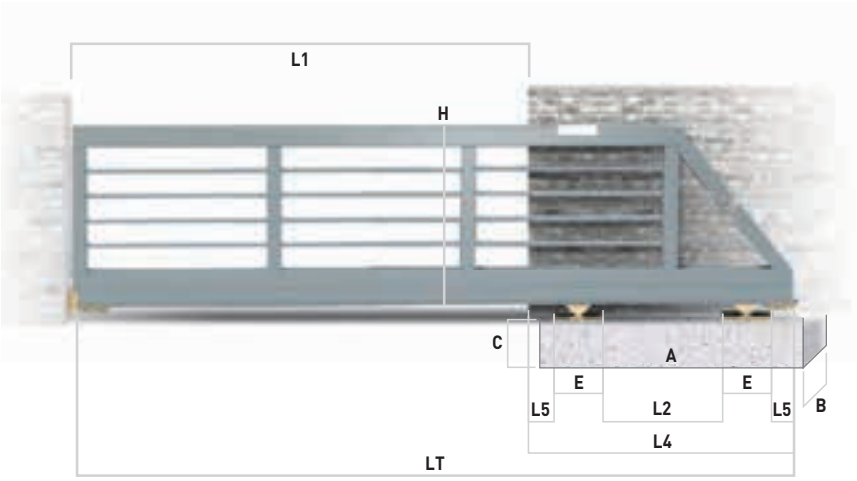

LT = L1+L4 L2 = 30% di L1 L4 = L2+(E+L5) x2

Accessori Abbinabili / Combining accessories

CA 4 RPSI x2

41 BI x2

50 BI x2

GIPI 4 RLI *

sp. 3 mm
тн. 3 mm

* Lunghezza guida variabile
Variable track lenght

4 RM I - 4 RMP I x2

Carrello "Medio" per cancelli autoportanti

I "Medio" carriage for cantilever gates
UK "Medio" Rollenapparat für freitragende Schiebetore
D Chariot "Medio" pour portails autoportants
F Carro "Medio" para puertas autoportantes
E Средняя тележка для раздвижных ворот
RUS

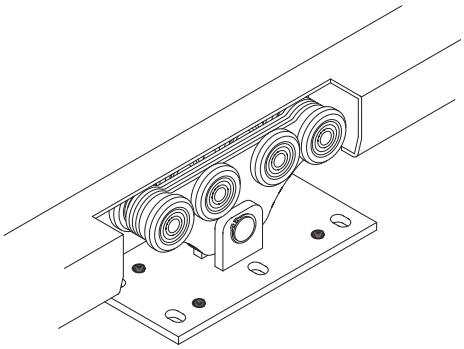

Articolo - Article		L1	Peso max cancello Gate max weight	Abbinabile Combining		
Riferimento - Reference		Max ML			N°	Kg
CA 4 RS I	LI 00 80 80	8	600	GIPI 4 RI	2	21

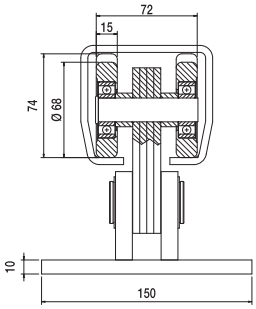

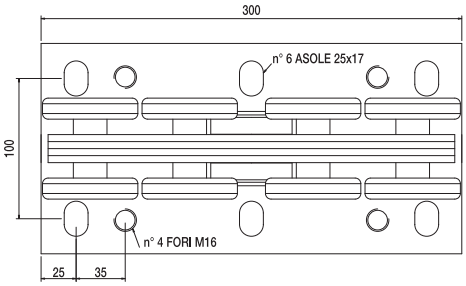

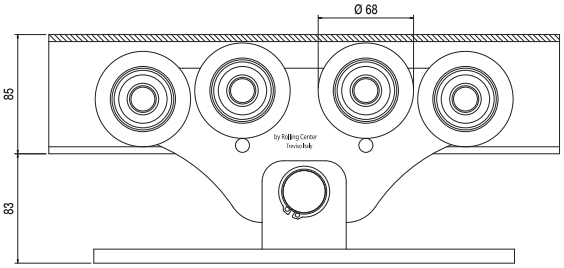

Peso max cancello Gate max weight	L1 (mt)	L2 (mt)	L4 (mt)	L5 (mt)	LT (mt)	H (mt)	E (mt)	A (mt)	B (mt)	C (mt)	Portata max carrello Carriage strength
600	4,0	1,20	2,2	0,2	6,2	1,7	0,3	2,5	0,6	0,5	1200
600	5,0	1,50	2,5	0,2	7,5	1,7	0,3	2,8	0,6	0,5	1200
600	6,0	1,80	2,8	0,2	8,8	1,7	0,3	3,2	0,6	0,5	1200
600	7,0	2,10	3,1	0,2	10,1	1,7	0,3	3,7	0,6	0,5	1200
600	8,0	2,40	3,4	0,2	11,4	1,7	0,3	3,7	0,6	0,5	1200

Fondazione Armatura	
4 Ø 12	4 Ø 12
4 Ø 12	4 Ø 12
4 Ø 12	4 Ø 12
7 Ø 12	4 Ø 12
7 Ø 12	4 Ø 12

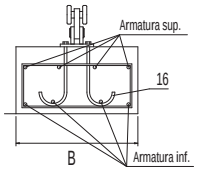

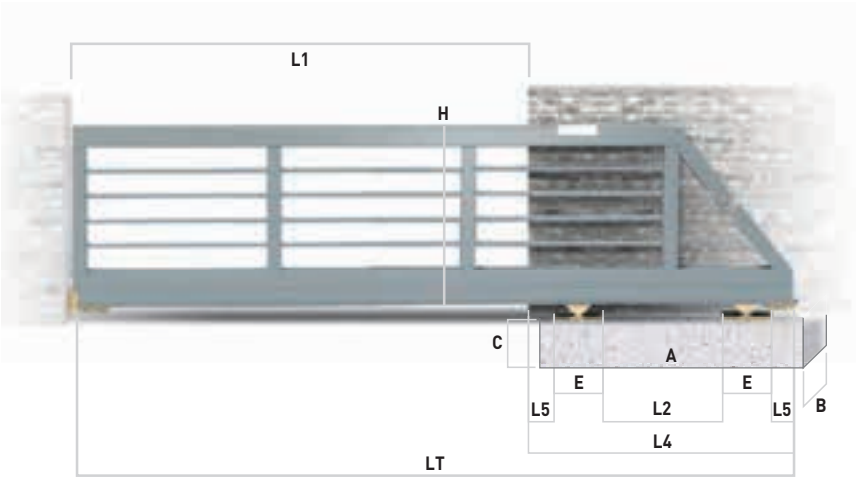

LT = L1+L4 L2 = 30% di L1 L4 = L2+(E+L5) x2

Accessori Abbinabili / Combining accessories

CA4RS I x2

41 P I x2

50 P I x2

GIPI 4 RGI *

* Lunghezza guida variabile
Variable track lenght

4RM I x2

Incontro

- I Incontro
- UK Meeting point
- D Fuehrungsendstück
- F Butée
- E Punto de recepción
- RUS Ловушка

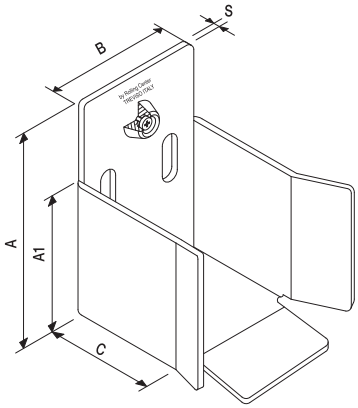

Articolo - Article		A	A1	B	C	S	Abbinabile Combining		
Riferimento - Reference		mm						N°	Kg
50 B I	FI 15 80 00	135	85	87	90	4	GIPI 4 RPI	2	2,4
50 P I	FI 16 10 00	161	96	112	82	4	GIPI 4 RGI	5	8,4

Ruota di sostegno

- I Ruota di sostegno
- UK Support wheel
- D Stützrad
- F Roue de support
- E Rueda de soporte con placa para atornillar
- RUS Ролик концевой

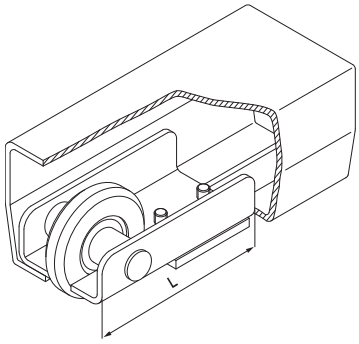

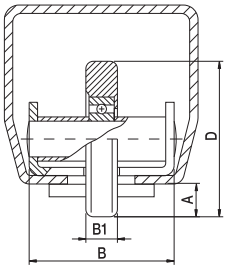

Articolo - Article		B	B1	L	A	D	Abbinabile Combining		
Riferimento - Reference		mm				∅		N°	Kg
41 B I	LI 00 50 10	50	15	132	13	68	GIPI 4 RPI	10	12
41 P I	LI 00 74 10	69	15	132	14,5	74	GIPI 4 RGI	10	12

Guida per cancelli scorrevoli autoportanti

- I Guida per cancelli scorrevoli autoportanti
- UK Guide for sliding cantilever gates
- D Profilschiene füer freitragende Schiebetore
- F Rail pour portail suspendu
- E Correderas autoportantes
- RUS Балка несущая для сдвижных ворот

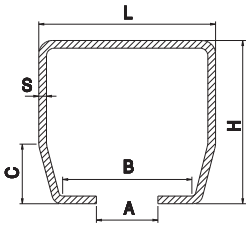

Tipo Type	Articolo - Article		Abbinabile Combining	L	H	A	B	C	S	Descrizione Description	Fasci Sheafs	
	Riferimento - Reference			mm							ML	Kg
	GIPI 4 RLI 3	BI 69 59 03	CA 4 RPSI	69	59	22	52,5	25	3	Inox da ML 3	96	458
	GIPI 4 RLI 6	BI 69 59 00	CA 4 RPSI	69	59	22	52,5	25	3	Inox da ML 6	192	916
	GIPI 4 RGI 3	BI 94 87 03	CA 4 RSI	94	85	33	73	30	5	Inox da ML 3	60	714
	GIPI 4 RGI 6	BI 94 87 06	CA 4 RSI	94	85	33	73	30	5	Inox da ML 6	120	1428

INDICE

COD.	PAG.
1	
10030IO	77
10030IU	77
10030IV	77
1013	88
1013NF12	88
1013NF15	88
101G	138
101L	156
101L/130	156
101P	138
1020PSV	81
1020PO	78
1020PU	78
1020PV	78
1020U	75
1020V	75
1022PSU	82
1022PSV	82
1026PSO	82
1027O	75
1027O16	74
1027PSO	81
1027PSO16	74
1030O	76
1030PCO	81
1030PCV	80
1030PO	79
1030PU	79
1030PV	79
1030U	76
1030V	76
110/150	52
110/200	52
110/250	52
111/150	52
111/150I	204
111/200	52
112/150	52
112/200	52
112/250	52
112/300	52
112/400	52
112/500	52
114/120	53
114/160	53
114/200	53
114/80	53
115/100	53
115/150	53
115/180	53
115/230	53
116/200	53
116/300	53
116/400	53
117/150	54
117/200	54
117/250	54
117/300	54
117/400	54
117/500	54
118/200	54
118/250	54
118/300	54
118/400	54
118/500	54
119/150	54
119/200	54
119/250	54
119/300	54
119/400	54
119/500	54
119/600	54
119/800	54
120/150	55
120/200	55
120/250	55
120/300	55
120/400	55
120/500	55
120/600	55
120/800	55
12030IO	77
12030IU	77
12030IV	77
121/200	55
121/250	55
121/300	55
121/400	55
121/500	55
121/600	55
121/800	55
1213	88
1217NF12	88
1217NF15	88
122/16	55
122/20	55
122/24	55
1220PSV	81
1220PO	78
1220PU	78
1220PV	78
1220U	75
1220V	75
1224PSU	82
1224PSUI	210
1224PSV	82
1224PSVI	210
1226PSO	81
1227O	75
1227O16	74
1227PSO	82
1227PSO16	74
1227PSOI	211
1227PSOR	86
1227PSU	82
1230O	76
1230OI	210
1230ON	85
1230PO	79
1230PU	79
1230PV	79
1230U	76
1230UI	209
1230V	76
1230VI	209
1230VN	85
127	59
127/G	61
127/P	61
127/S	60
127/S1	60
127/T1	61
127F/DX	60
127F/SX	60
128/10	58
128/20	58
129	58
129P	58
131G	33
131P	33
132G	29
132P	29
133/100	46
133/100I	204
133/120	46
133/120I	204
133/140	46
133/140I	204
133/170	46
133/200	46
133/60	46
133/80	46
133/80I	204
134/100	46
134/100I	205
134/120	46
134/120I	205
134/140	46
134/140I	205
134/170	46
134/200	46
134/60	46
134/80	46
134/80I	205
135/100	46
135/120	46
135/140	46
135/170	46
135/200	46
135/80	46
136	47
136/C	47
137	47
138	48
139DX	49
139P	51
139SX	49
140/130	56
140/300	56
140/500	56
14030IO	77
14030IU	77
14030IV	77
141/130	56
141/300	56
141/500	56
142/330	56
142/600	56
1420PU	78
1420PV	78
1420U	75
1420V	75
1427O	75
143/330	57
143/600	57
1430O	76
1430PO	79
1430PSO	83
1430PSV	83
1430PU	79
1430PV	79
1430U	76
1430V	76
144/100D	47
144/100S	47
144/120D	47
144/120S	47
144/140D	47
144/140S	47
144/160D	47
144/160S	47
144/60D	47
144/60S	47
144/80D	47
144/80S	47
146	47
146/C	47
150	147
151	147
152/25	147
152/30	147
153/B	183
153/G	183
153/GA	183
153/H	183
153/P	183
155/100	48
155/100O	49
155/120	48
155/120O	49
155/140	48
155/140O	49
155/40	48
155/40O	49
155/60	48
155/60O	49
155/80	48
155/80O	49
156/A	49
156/O	49
157/100	48
157/64	48
157/75	48
158/100	48
158/64	48
158/75	48
159/A	50
159/O	50
159/R	50
160	59
16038IO	77
16038IU	77
16038IV	77
160G	59
1620U	75
1620V	75
1627O	75
1630O	76
1630OI	210
1630PSO	83
1630PSOI	212
1630PSU	83
1630PSUI	211
1630PSV	83
1630PSVI	211
1630U	76
1630UI	209
1630V	76
1630VI	209
170G	148
170M	148
170P	148
180	196
18038IO	77
18038IU	77
18038IV	77
180Z	196
181	197
182	197
183/1	197
183/2	197
1830O	76
1830PSO	83
1830PSU	83
1830PSV	83
1830U	76
1830V	76
184	198
185	198
185A	159
185AG	159
186	198
187	133
188	135
191	199
192	199
193	150
193DX	150
193SX	150
2	
20038IO	77
20038IU	77
20038IV	77
2030O	76
2030PSO	83
2030PSU	83
2030PSV	83
2030U	76
2030V	76
20I	217
22I	217
25038IO	77
25038IU	77
25038IV	77
2RA	159
2RB	159
2RBI	214
2RBIN	214
2RBP	162
2RBZN	159
2RC	160
2RCF	159
2RCFI	214
2RCF ZN	159
2RCPGI	215
2RCPGZN	161
2RCPI	215
2RCPZN	161
2RCZN	160
2RGGZ	97
2RGZ	97
2RP	96
2RPP	96
3	
30	110
30F	110
30FI	219
30I	219
31G	141
31GI	222
31M	141
31P	141
32G	141
32GI	220
32LZ	155
32M	141
32P	141
32SZ	155
33G	142
33GI	221
33P	141
34/140	142
34/180	142
34/240	142
34/240I	221
34/300	142
34/400	142
34/450	142
35/240	142
35/240M	142
35F25	131
35F30	131
35F32	131
35F41	131
35F41DX	131
35F41SX	131
36DX	149
36DXAIV	150
36DXI	223
36DXV	149
36SX	149
36SXAIV	150
36SXI	223
36SXV	149
37	146
37I	223
38/30	150
38/40	150
39G	143
39GI	221
39M	143
39P	143
4	
40/1	129
40/2	129
41B	181
41BI	230
41B/SPEC	181
41G	181
41GA	181
41G/SPEC	181
41H	181
41H/SPEC	181
41P	181
41PI	230
41P/SPEC	181
41SM	181
42	92
43	92
44	92
45	92
46	212
47	92
47/2	92
48	93
49	93
4RA	160
4RB	160
4RBI	214
4RBIN	214
4RBP	162
4RBPI	215
4RBZN	160
4RC	160
4RC ZN	160
4RC/ML	161
4RC/ML I	214
4RC/ML ZN	161
4RC/MLP	161
4RC/MLPN	161
4RCF	160
4RCFI	214
4RCFN	160
4RG	96
4RGP	96
4RGR	96
4RGR P	96
4RM	96
4RMI	213
4RMP	96
4RMPI	213
4RMR	96
4RMRP	96
4RP	96
4RPP	96
5	
50B	182
50BI	230
50BL	182
50G	182
50GL	182
50H	182
50P	182
50PI	230
50PL	182
50R	182
50RL	182
50RM	182
50RP	98
50RS	98
50RSI	213
50S	98
50SM	182
51	65
515OF10	86
518O	87
518ON	87
518PCV	80
518PSV	81
518V	75
52	65
53	68
53/1	71
53J	207
53NO	64/65/68
54	146
54I	222
55	146
56	57
57	1110
58/40G	100
58/40Z	100
58/48G	100
58/48Z	100
58/60G	100
58/60Z	100
58/65G	100
58/65Z	100
58/70G	100
58/70Z	100
58/80G	100
58/80Z	100
6	
613	88
617VN	87
618O	87
618OF10	86
618OF12	86
618PCV	80
618PSV	81
618U	75
618V	75
63/1	93
63/4	93
63/6	94
64G	132
64L	158
64P	132
65	151
66	135
66DX	135
66SX	135
67	132
67/40	154
68	133
69/1	134
69/2	134
7	
70G	143
70M	143
70P	143
718U	75
718V	75
71Z	143
72	154
73DX	148
73SX	148
74DX	148
74SX	148
75	145
75I	222
78	144
78/S	144
78/SM	144
78M	144
79	144
79/25	145
8	
80	144
80/30	145
80/75	144
80G	162
80I	224
80Z	162
81	145
813	88
813NF12	88
813NF15	88
818O	87
81G	162
81I	224
81Z	162
82	145
82G	162
82/G	145
82/M	145
82/P	145
82Z	162
820PCV	80
820PSV	81
820PO	78
820PU	78
820PV	78
820U	75
820V	75
820VI	209
822PSU	82
822PSV	82
826PSO	82
827O	75
827O16	74
827PCO	80
827PCO16	74
827PSO	81
827PSO16	74
82G	160
82Z	156
83	134
830O	76
830PO	79
830PV	79
830V	76
84	134
85/O	132
85/V	132
85G	184
86/25	133
86/32	133
86/38	133
86/50	133
87	130
88/40	130
88/48	130
88/64	130
88/98	130
89/48F5	130
89/48F6	130
89/65F6	130
89/98F10	130
9	
90/48M5	131
90/65M6	131
90/98M10	131
913	88
913NF12	88
913NF15	88
920PSV	81
920PSVN	85
920PU	78
920PV	78
920U	75
920V	75
922PSU	82
922PSV	82
926PSO	82
926PSON	86
927PSO	81
95DX	149
95DXAIV	150
95DXV	149
95SX	149
95SXAIV	150
95SXV	149
97DX	149
97DXAIV	150
97DXI	223
97DXV	149
97SX	149
97SXAIV	150
97SXI	223
97SXV	149

INDICE

COD.	PAG.
A	
ALPHA	136
ANGULAI3	208
ANGULAI6	208
ANGULAZ3	70
ANGULAZ6	70
B	
B1-100	90
B1-40	90
B1-50	90
B1-60	90
B1-80	90
B2-100	90
B2-50	90
B2-60	90
B2-80	90
BL30	38
BL35	38
BL40	38
BL50	38
BLR	38
BLRP	38
BN36	100
BN36P	100
BT15	88
BT17	88
BT22	88
C	
C18	27
C18A	28
C20	27
C20A	28
C20I	202
C24	27
C24A	28
C24I	202
C30	30
C35	30
C40	30
CA4R	138
CA4RD	139
CA4RDI	220
CA4RL	156
CA4RLD	157
CA4RLN	156
CA4RLND	157
CA4RM	138
CA4RMD	139
CA4RMS	177
CA4RMS2	178
CA4RN	139
CA4RND	139
CA4RNPD	139
CA4RP	138
CA4RPD	139
CA4RPN	139
CA4RPS	171
CA4RPSI	228
CA4RS	172
CA4RSI	229
CA4RSMS2	179
CA4RSN	173
CAP10G	39
CAP10I	204
CAP10RN	41
CAP10TN	42
CAP10Z	39
CAP11TN	42
CAP11TQ	42
CAP12/1TN	42
CAP12G	39
CAP12I	204
CAP12RN	41
CAP12TN	42
CAP12TQ	42
CAP12Z	39
CAP13RN	41
CAP13TN	42
CAP150TQ	42
CAP15G	39
CAP15I	204
CAP15RN	41
CAP15TQ	42
CAP15Z	39
CAP16RN	41
CAP17RN	41
CAP18RN	41
CAP19RN	41
CAP1RG	39
CAP1RN	41
CAP1RZ	39
CAP1TG	40
CAP1TN	42
CAP1TZ	40
CAP20G	39
CAP20I	204
CAP20RN	41
CAP20TQ	42
CAP20Z	39
CAP21RN	41
CAP22RN	41
CAP23RN	41
CAP24RN	41
CAP25RN	41
CAP25TQ	42
CAP26RN	41
CAP27RN	41
CAP28RN	41
CAP29RN	41
CAP2RG	39
CAP2RN	41
CAP2TG	40
CAP2TN	42
CAP2TZ	40
CAP30RN	41
CAP30TQ	42
CAP31RN	41
CAP31TQ	42
CAP32RN	41
CAP33RN	41
CAP34RN	41
CAP35RN	41
CAP35TQ	42
CAP36RN	41
CAP37RN	41
CAP39RN	41
CAP3G	39
CAP3I	204
CAP3RG	39
CAP3RN	41
CAP3RZ	39
CAP3TG	40
CAP3TN	42
CAP3TZ	40
CAP3Z	39
CAP40RN	41
CAP40TQ	42
CAP41RN	41
CAP42RN	41
CAP44RN	41
CAP45RN	41
CAP45/1RN	41
CAP45TQ	42
CAP46RN	41
CAP4G	39
CAP4I	204
CAP4RG	39
CAP4RN	41
CAP4RZ	39
CAP4TG	40
CAP4TN	42
CAP4TZ	40
CAP4Z	39
CAP5/1TN	42
CAP50TQ	42
CAP5G	39
CAP5I	204
CAP5RG	39
CAP5RN	41
CAP5RZ	39
CAP5TG	40
CAP5TN	42
CAP5TZ	40
CAP5Z	39
CAP6/1TN	42
CAP6/2TN	42
CAP60TQ	42
CAP6G	39
CAP6I	204
CAP6RG	39
CAP6RZ	39
CAP6TG	40
CAP6TN	42
CAP6TZ	40
CAP6Z	39
CAP7/1TN	42
CAP70TQ	42
CAP7RG	39
CAP7RN	41
CAP7RZ	39
CAP7TG	40
CAP7TN	42
CAP7TZ	40
CAP80TQ	42
CAP8G	39
CAP8I	204
CAP8RN	41
CAP8TG	40
CAP8TN	42
CAP8TZ	40
CAP8Z	39
CAP90TQ	42
CAP9RN	41
CAP9TG	40
CAP9TN	42
CAP9TZ	40
CAVO1	43
CAVO2	43
CAVO3	43
CL16	33
CL16R	32
CL16RA	32
CL20	33
CL20I	202
CL20R	32
CL20RA	32
CL24	33
CL24I	202
CL24R	32
CL24RA	32
CM18	33
CM20	33
CM24	33
CN25	100
CN25I	213
CN25P	100
CN25PI	213
CN28	100
CN28I	213
CN28P	100
CN28PI	213
CN30	100
CN30I	213
CN30P	100
CN30PI	213
CN32	100
CN32I	213
CN32P	100
CN32PI	213
CN40	100
CN40/M14	100
CN40I60/M14	100
CN40I	213
CN40P	100
CN40P/M14	100
CN40PI	213
CN42	100
CN42I	213
CN42P	100
CN42PI	213
CR18	27
CR18A	28
CR18P	27
CR18PA	28
CR20	27
CR20A	28
CR20I	202
CR20P	27
CR20PA	28
CR24	27
CR24A	28
CR24P	27
CR24PA	28
CR30	30
CR30P	30
CR30Q	26
CR30QP	26
CR35	30
CR35P	30
CR35Q	26
CR35QP	26
CR40	30
CR40P	30
CR40Q	26
CR40QP	26
CR 50	36
CR50Q	26
CR50QP	26
CR 60	36
CRN1	112
CRN1A	121
CRN1AC	123
CRN1ACPIANA	123
CRN1AP	125
CRN1AP PIANA	125
CRN1APIANA	121
CRN1F	127
CRN1I	215
CRN1LPIANA	158
CRN1LLPIANA	158
CRN1P	117
CRN1PI	217
CRN1PIANA	112
CRN1P PIANA	117
CRN1S	114
CRN2	112/114
CRN2A	121
CRN2AC	123
CRN2ACPIANA	123
CRN2AP	125
CRN2AP PIANA	125
CRN2APIANA	121
CRN2F	127
CRN2I	216
CRN2P	117
CRN2PI	218
CRN2PIANA	112
CRN2P PIANA	117
CRN3	112
CRN3A	121
CRN3AC	123
CRN3ACPIANA	123
CRN3AP	125
CRN3AP PIANA	125
CRN3APIANA	121
CRN3ARRL	157
CRN3ARRP	119
CRN3CF	129
CRN3F	127
CRN3GA	119
CRN3GAV	119
CRN3I	216
CRN3P	117
CRN3PI	218
CRN3PIANA	112
CRN3P PIANA	117
CRN3S	114
CRN3SV	114
CRN4	113
CRN4A	122
CRN4AC	124
CRN4ACPIANA	124
CRN4AP	126
CRN4AP PIANA	126
CRN4APIANA	122
CRN4ARRL	157
CRN4ARRP	119
CRN4CF	129
CRN4F	128
CRN4GA	120
CRN4GAV	120
CRN4I	216
CRN4P	118
CRN4PI	218
CRN4PIANA	113
CRN4P PIANA	118
CRN4S	115
CRN4SV	115
CRN5	113/115
CRN5A	122
CRN5AC	124
CRN5ACPIANA	124
CRN5AP	126
CRN5AP PIANA	126
CRN5APIANA	122
CRN5F	128
CRN5I	217
CRN5P	118
CRN5PI	219
CRN5PIANA	113
CRN5P PIANA	118
CRN5S	115
D	
DELTA1	196
DELTA2	196
DIMA1	185
DIMA2	175
F	
F105	37
F105BG	37
F105BP	37
F30Z	89
F40I	212
F40SZ	89
F40Z	89
F51G	138
F51M	138
F51P	138
F80I	225
F80Z	163
F82Z	163
FLOORI3	206
FLOORI6	206
FLOORZ3	69
FLOORZ6	69
G	
G80I	225
G80Z	164
G81I	225
G81Z	164
G82Z	164
GA/3	176
GA/6	176
GIPI4RM2 / 3	176
GIPI4RM2 / 6	176
GIPI4RM2 C3	176
GIPI4RM2 C6	176
GIPI4R3	140
GIPI4R6	140
GIPI5RG3	176 / 188
GIPI5RG6	176 / 188
GIPI4RGI3	230
GIPI4RGI6	230
GIPI5RGZ3	176 / 188
GIPI5RGZ6	176 / 188
GIPI4RH3	176 / 188
GIPI4RH6	176 / 188
GIPI4RHZ3	176 / 188
GIPI4RHZ6	176 / 188
GIPI4RI3	224
GIPI4RI6	224
GIPI4RL51	176 / 188
GIPI4RLI3	230
GIPI4RLI6	230
GIPI4RLZ51	176 / 188
GIPI6RM3	140 / 176 / 188
GIPI6RM6	140 / 176 / 188
GIPI6RMZ3	140 / 176 / 188
GIPI6RMZ6	140 / 176 / 188
GIPI4RP3	140 / 176 / 188
GIPI4RP6	140 / 176 / 188
GIPI4RPZ3	140 / 176 / 188
GIPI4RPZ6	140 / 176 / 188
GIPI4RSM	176
GIPI4RZ3	140
GIPI4RZ6	140
GLOECK	184
H	
H900	176
H900S	191
HEAVYZ3	71
HEAVYZ6	71
I	
IBBIZ3/3	67
IBBIZ3/4	66
IBBIZ6/3	67
IBBIZ6/4	66
J	
JOLLYI3	207
JOLLYI6	207
K	
KITCA4RLS	170
KITMOTOG	175
M	
M20B	109
M20B45	109
M20B90	109
M20C	111
M20P	108
M20P45	108
M20P90	108
M20PI	219
M20PR	108
M25C	110
M25L	110
M28B	109
M28B45	109
M28B90	109
M28P	108
M28P45	108
M28P90	108
M28PR	108
M30C	111
M30L	110
MA	192
N	
NEWOMEGAZ3	64
NEWOMEGAZ6	64
P	
P18	29
P110	140
P120	140
P16/210	140
P16/260	140
P16M20/290	140
P20	29
P20/250	140
P20/250I	220
P20/280	140
P20/300	140
P20/320	140
P20I	203
P24	29
P24I	203
P28	29
P35	29
P40	29
P40Q	26
P50Q	26
P80I	224
P80Z	163
P81I	224
P81Z	163
P82Z	163
P83	142
PASCAL1	34
PASCAL1N	34
PASCAL2	35
PASCAL2N	35
PF/B	185
PF/G	185
PF/P	185
PG120I	35
PG121S	35
PG50I	35
PG50I2	36
PG50II	203
PG51S	35
PG51S2	36
PG51SI	203
PG70I	35
PG70I2	36
PG70II	203
PG71S	35
PG71S2	36
PG71SI	203
PR18	31
PR20	31
PR20F	32
PR24	31
PR24F	32
PR30	31
R	
RAPIDA	66/67
RBI160O	84
RBI160U	84
RBI160V	84
RBI200O	84
RBI200U	84
RBI200V	84
RBI250O	84
RBI250U	84
RBI250V	84
REFLEX	137
RETE30/50	199
RN33	99
RN40	99
RN48	99
RN60	99
RN65	99
RN65F20	99
RN70	99
RN80	99
RN80F25	99
RNF40	99
RNF48	99
RNF60	99
RNF65	99
RNF70	99
RNF80	99
RNP40	99
RNP48	99
RNP60	99
RNP65	99
RNP70	99
RNP80	99
S	
S80I	225
S80Z	163
S81I	225
S81Z	163
S82Z	163
SF102	40
SF60	40
SF76	40
SILENT G	190
SILENT L	190
SILENT M	191
SILENT P	190
SILVESTRO	151
SISTEMA	68
SISTEMA Z3	68
SMALLG6	155
T	
SMALLZ6	155
T30	31
T30F	31
T35	31
T35F	31
T40	31
TP30	89
TP40	89
TP50	89
W	
WALLZ6	151
Z	
Z15	175
Z17	175
Z18	175

I Condizioni generali di vendita

1. **Consegna:** i termini di consegna da noi scritti nelle conferme d'ordine sono puramente indicativi e non impegnativi, il non rispetto, non comporterà addebiti di alcuna penale; eventuali ritardi non potranno giustificare l'annullamento dell'ordine ne il vantare richieste di risarcimento danni diretti o indiretti.

2. **Trasporto e imballo:** quando il trasporto non è a cura del Venditore la merce viaggia sempre a rischio e pericolo del Committente. Nel caso in cui all'arrivo della merce, accuratamente spedita in singole confezioni robuste, messe all'interno di un ulteriore contenitore di cartone, fossero riscontati danneggiamenti all'imballo causando danni alla merce stessa, il Cliente dovrà scriverlo nel DDT ed inoltrare contestazione scritta all'ufficio commerciale entro e non oltre 8 giorni dalla consegna della merce.

3. **Prezzi:** i prezzi del presente catalogo, salvo diversa indicazione di valuta richiesta dal cliente, sono espressi in Euro (€), per singolo pezzo o metro lineare. Eventuali errori di stampa ed altro non compromettono il reale valore ufficiale di listino del prodotto.

4. **Ordini:** tutti gli ordini dovranno pervenire tramite fax o posta elettronica (e-mail). Gli articoli saranno venduti in confezioni intere o a multipli. Qualora fossero riscontrate incongruenze tra ordine e materiale ricevuto, sarà nostra cura rispedire i documenti corretti redatti su ns. carta intestata. Essi dovranno essere tempestivamente ritornati in azienda controfirmati, al fine di evitare slittamenti nei tempi di consegna.

5. **Minimo d'ordine:** il minimo d'ordine d'acquisto è di Euro 500,00 netti.

6. **Pagamento:** il non rispetto delle condizioni di pagamento concordate, autorizza il Venditore a sospendere in qualsiasi momento le forniture senza alcun preavviso; in caso di insolvenze o esposizioni troppo elevate, il Committente non potrà vantare nessuna rivalsa per la mancata consegna della merce. Saranno inoltre applicati gli interessi, pari al tasso di sconto ufficiale per il periodo dell'insolvenza.

7. **Reclami:** difettosità sono accettate solo scritte, spedendo il tagliando di controllo che si trova all'interno della confezione entro e non oltre 8 giorni dalla consegna della merce, o dalla data evidente di messa in funzione del prodotto.

8. **Resi:** non si accettano resi se non preventivamente autorizzati dalla ns. società. Al ricevimento del reso, previo controllo della merce, sarà emessa regolare nota d'accredito applicando una svalutazione, sul prezzo di listino, a partire da un minimo del 10%. Non saranno accettate merci se manomesse o rovinate; nel caso non sussistano queste condizioni la merce sarà successivamente riimballata e ri-immagazzinata.

9. **Caratteristiche tecniche:** tutte le caratteristiche tecniche e dimensionali descritte nel catalogo sono puramente commerciali ed indicative; l'azienda si riserva di apportare in qualsiasi momento modifiche tecniche ed estetiche senza nessun preavviso. Nel caso specifico di esigenze tecniche e relativi disegni, è consigliabile rivolgersi all'ufficio tecnico della Rolling Center spa.

10. **Disegni e foto:** tutti i disegni, foto, marchi, logotipi o quant'altro possa essere riconducibile al catalogo ed ai prodotti Rolling Center spa, non possono essere riprodotti, se non preventivamente autorizzazione della stessa. I trasgressori saranno perseguibili penalmente.

11. **Controversie:** per qualsiasi controversia il foro competente è quello di Treviso.

UK General conditions of sales

1. **Delivery:** delivery times indicated in the order confirmation are not mandatory but purely indicative; if not respected, the company is exempted by any form of penalty. In case of delay, the order cancellation or claim for compensation for direct or indirect damages would not be admitted.

2. **Transport and packaging:** when transport is not in charge of the seller, it is at the expense and total risk of the client. The Client should send a claim (by DDT) to the commercial office within 8 days from the reception in case the product or packaging is damaged, although the product is sent in single boxes, and protected carton box.

3. **Prices:** prices in this catalogue are expressed in Euro (€), or in other currency if demanded by client. They are expressed for each standard boxes or linear meter. Faults or other kind of printing mistakes do not compromise the real price of products.

4. **Orders:** all orders should be made by fax or e-mail. Products are sold as single or multiple full packages. In case of proven inconsistencies between orders and delivered materials, correct documents on headed paper will be sent by us. Signed copies should be sent back to Rolling Center at earliest convenience, in order to avoid delays in delivery.

5. **Minimum order amount:** 500,00 Euro

6. **Payment:** Sales conditions default, entitle The Seller to interrupt at any moment the delivery of goods without any previous notification; in case of insolvency and too high exposition, the Seller reserves the right to terminate the sales contract without any penalty to be demanded by the client. Interests will be calculated on the official rate for the duration of the suspension time.

7. **Claims:** written claims for damaged products are accepted if the label of control is sent within 8 days from the delivery time, or from the start-up of the product.

8. **Returned product:** returned product is not accepted, if not authorised by the Company. At the arrival and control of the returned product, a credit note will be produced applying on the price-list a 10% depreciation (minimum). Damaged or ruined returned products will not be accepted; otherwise the standard products will be re-packaged and re-stored.

9. **Technical features:** all technical features and dimensions in the catalogue are purely commercial and approximate. The company maintains the right to modify at any time technical data and aesthetic features. In the specific case of drawings modification or technical needs, the Client should address the Rolling Center technical office.

10. **Drawings and photos:** reproduction of all drawings, brands, logos, that can be identified as belonging to the Rolling Center catalogue and products is forbidden. Reproductions have to be expressively allowed by the Company. Legal proceeding is brought against transgressors.

11. **Dispute/controversy:** for any controversy Treviso is the place of jurisdiction.

D Verkaufs- und lieferbedingungen

1. **Lieferung:** Die in der Bestellung enthaltenen Angaben über die Lieferzeit sind geschätzt und unverbindlich. Im Falle des Lieferverzuges bleiben Konventionalstrafe, Annullierung des Auftrages und Schadenersatz ausgeschlossen.

2. **Versand und Verpackung:** Soweit nichts anderes ausdrücklich bestimmt ist, erfolgt der Versand der Waren auf Kosten und Risiko des Kunden. Die Auswahl der Verpackung untersteht dem pflichtgemäßen Ermessen der Gesellschaft. Der Kunde ist verpflichtet im Falle beschädigter Verpackung und/oder Produkte, diese zum Zeitpunkt der Anlieferung in den Frachtpapieren vermerken und schriftlich dem Vertriebsbüro der Gesellschaft innerhalb 8 Tagen nach der Lieferung mitzuteilen.

3. **Preise:** Soweit nichts anderes ausdrücklich bestimmt ist, sind Preise in diesem Katalog in Euro (€) ausgewiesen. Preise sind pro Einzelstück oder pro Meter. Eventuelle Fehler haben keine Auswirkungen auf den tatsächlichen Preis des Produktes.

4. **Bestellungen:** Alle Bestellungen müssen per fax oder e-mail geschickt werden. Produkte werden als einzelne oder mehrere Vollpackungen verkauft. Im Falle von bewiesenen Abweichungen zwischen bestellten und gelieferten Produkten, verpflichtet sich die Gesellschaft neue berichtigte Unterlagen auf Briefpapier mit Briefkopf zu schicken. Die neuen Unterlagen sollten unterzeichnet und so bald wie möglich zurück an die Gesellschaft geschickt werden, um Lieferverzug zu vermeiden.

5. **Das Mindestauftragsvolumen** beträgt 500,00 netto.

6. **Bezahlung:** Die Verletzung der Zahlungsbedingungen berechtigt den Verkäufer ohne Vorwarnung die Lieferungen einzustellen. Im Falle von Zahlungsverzug oder zu große Exposition, hat der Kunde keinen Anspruch auf Schadensersatz wegen der Einstellung der Lieferungen der Waren. Der Kunde ist verpflichtet eventuelle Verzugszinsen zu zahlen.

7. **Beschwerden:** Nur schriftliche Beschwerden für mangelhafte Produkte werden anerkannt. Die Frist für die Sendung des in der Verpackung zur Verfügung stehenden Kontrollabschnittes beträgt 8 Tage ab dem Eintreffen der Ware oder ab der Inbetriebnahme des Produktes.

8. **Rücksendungen von Waren:** Rücksendungen werden nur angenommen, wenn die Gesellschaft sie vorab genehmigt hat. Nach Überprüfung der Rücksendung, wird eine Gutschrift ausgestellt, mit einem Abzug von mindestens 10%, bezogen auf die Preisliste. Beschädigte Waren werden nicht angenommen. Im Falle das diese Voraussetzungen nicht erfüllt sind, werden die Waren wieder verpackt und gelagert.

9. **Technische Daten:** Alle technische Merkmale und Angaben im Katalog sind rein illustrativ und erklärend. Die Gesellschaft kann jederzeit technische Daten und ästhetische Merkmale ändern. Für technische Fragen und Änderungen der technischen Zeichnungen, muß der Kunde sich an die Rolling Center Technische Abteilung wenden.

10. **Zeichnungen und Bilder:** Alle Zeichnungen, Bilder, Symbole, Marken und Graphiken die sich auf Rolling Center Spa Katalog oder Produkte beziehen sind urheberrechtlich geschützt. Vervielfältigung ohne Genehmigung ist verboten. Jede Urheberrechtsverletzung wird verfolgt.

11. **Streitigkeiten:** Für alle Streitigkeiten ist das Gerichtsstand Treviso (Italien) zuständig.

F Conditions générales de vente

1. **Livraison:** les termes de livraison indiqués dans les confirmaisons d'ordre sont à titre indicatif et n'engagent pas. Tout rétard éventuel ne pourra en aucun cas donner lieu au paiement d'aucune penale, ni à l'annulation de l'ordre, ni à la demande de dédommagement direct ou indirect.

2. **Transport et emballage:** le transport est à lacharge du Client, à son risque et peril, sauf différemment indiqué. Si à la livraison l'emballage ou les produits sont endommagés, malgré l'emballage individuel et le double emballage de protection, le Client doit le communiquer en DDT et élever une contestation écrite au bureau commercial dans un délai de 8 jours à compter de la réception de la marchandise.

3. **Tarifs:** les prix de cette brochure sont en euro (E), prix à l'unité ou au mètre linéaire. A la demande du client des devises différentes peuvent être utilisées. D'eventuelles fautes d'imprimerie ne compromettent pas la valeur réelle et officielle des prix de catalogue.

4. **Commandes:** toute commande doit arriver par fax ou e-mail. Les produits seront vendus en emballages contenants plusieurs pièces ou multiples de ceux-ci. En cas de non correspondance entre bon de commande et produits réçus, Rolling Center enverra les documents corrects en papier à en-tête. Ils devront être signés et envoyés à notre entreprise dans un bref délai, afin d'éviter des retards dans la livraison.

5. **Minimum de commande:** la commande minimum est de 500,00 Euro net.

6. **Paiement:** en cas de non respect des conditions de paiement, le Vendeur se réserve le droit de suspendre les livraisons à tout moment, sans préavis. En cas d'insolvabilité ou d'expositions financières trop élevées, aucune contestation de la part du Client ne sera acceptée pour les remises annulées. Un taux d'intérêts égal au taux d'escompte officiel sera calculé en proportion de la période d'insolvabilité.

7. **Réclamations:** en cas de dégâts matériels, le client doit porter reclamation en forme écrite sur le récépissé du livreur et l'envoyer dans un délai de 8 jours à compter de la date de livraison ou de la date (démonstrable) de la mise en fonction du produit.

8. **Retours:** les retours ne sont acceptés que si préalablement autorisés par notre Societé. A la réception du produit retourné, après un contrôle, une note de crédit sera émise avec une dépréciation de 10% (minimum) du prix de catalogue. Les produits endommagés ou abîmés ne seront pas acceptés. Les produits en bon état seront emballés et emmagasinés à nouveau.

9. **Détails techniques:** tout détail technique et dimensionnel décrit dans la brochure n'est qu'à titre indicatif et commercial. Le vendeur peut apporter toute modification esthétique ou technique sans aucun préavis. Pour les adaptations des projets en raison de bésoins techniques spécifiques, il faut s'addresser au bureau tecnique de Rolling Center.

10. **Dessins et photos:** tout dessin, photo, logo, etc qui puisse être reconduit au catalogue de produits Rolling Center spa, ne peut être réproduit que par l'autorisation préventive de la Societé.
Les transgresseurs seront susceptibles de poursuite légale.

11. **Litiges:** tout litige est soumis à la seule compétence du Tribunal de Treviso.

E Condiciones generales de venta

1. **Entrega:** los plazos de entrega escritos en las confirmaciones de las órdenes son puramente indicativos y no contractuales: su falta de respeto no conllevará cargos de alguna penal, posibles retrasos no podrán justificar la anulación de la orden ni de reclamar peticiones de indemnización por daños y perjuicios.

2. **Transporte e imbalaje:** cuando el transporte no es a cargo del Vendedor la mercancía viaja siempre bajo la responsabilidad del Comprador. Si al llegar la mercadería, cuidadosamente envíada en síngulas y robustas confecciones, puestas en un ulterior contenidor de papel, fueron descubiertos daños al embalaje y, por consiguiente, incluso a la mercadería, el Cliente deberá escribirlo en el DDT y enviar reclamo escrito a la oficina de ventas dentro de 8 días desde la entrega de la mercancía.

3. **Precios:** los precios del propuesto catálogo, excepto diferente indicación del comprador, están expresados en Euros (E), por síngula pieza o metro linear. Eventuales errores de imprenta y otros no comprometen el real valor uficial de la lista del producto.

4. **Órdenes:** todas las órdenes deberán llegar mediante fax o correo; las órdenes serán vendidas en confecciones enteras o a múltiplos. Si fueran encontradas incongruencias entre orden y material recibido, será nuestro cargo reenviar los documentos corregidos redactados en nuestra hoja con membrete. Éstos deberán volver a la empresa oportunamente refrendados, para evitar aplazamientos en los tiempos de entrega.

5. **Mínimo de órden:** el mínimo de órden de compra es de Euro 500,00 netos.

6. **Pago:** la falta de respeto de las condiciones de pago convenidas autoriza al Vendedor a suspender en cualquier momento el abastecimiento sin previo aviso; en caso de insolvencias o cantidades demasiado elevadas, el Comprador no podrá reclamar ninguna revancha por la entrega fallida de la mercancía. Además serán aplicados los intereses pares al taso de descuento uficial para el periodo de la insolvencia.

7. **Quejas:** defectuosidades solo aceptadas si escritas, enviando el cupón de contról que se encuentra en el interior de la confección dentro de 8 días de la entrega de la mercadería o de la fecha evidente puesta en función del producto.

8. **Devoluciones:** no se aceptan devoluciones si no preventivamente autorizadas por nuestra empresa. Al recibir la devolución, previo contról de la mercancía, será emetida regular nota de abono aplicando una deprepiación, en el precio de listín, desde un mínimo del 10%. No serán aceptadas mercancías manoseadas o arruinadas; en el caso de que no susbistan estas condiciones la mercancía será sucesivamente embalada y almacenada de nuevo.

9. **Rasgos técnicos:** todas la características técnicas y dimensionales descritas en el catálogo son solo comerciales e indicativas; la empresa se reserva de aportar en cualquier momento cambios técnicos y estéticos sin previo aviso. En el caso específico de exigencias técnicas y relativos diseños, se recomienda dirigirse a la oficina técnica de la Rolling Center spa.

10. **Diseños y fotos:** todos los diseños, fotos, marcas, logotipos y todo lo que pueda ser reconducible al catálogo y a los productos Rolling Center spa, no pueden ser reproducidos, si no previa autorización de la misma. Los transgresores serán perseguidos penalmente.

11. **Controversias:** para cualquier controversia el foro competente es el de Treviso.

RUS Общие условия продаж:

1. Поставка: сроки поставки, обозначенные в подтверждении заказа, не являются обязательными, они являются исключительно ориентировочными; в случае несоблюдения срока поставки, компания освобождается от какой – либо формы штрафа. В случае задержки, не допускаются отмена заказа или требование компенсации прямых или косвенных убытков.

2. Транспорт и упаковка: в случае, если транспорт не предоставляется Продавцом, то все риски и расходы берет на себя Клиент. В случае, если продукт или упаковка повреждены, Клиент должен прислать претензию (международным уведомлением) в Офис продаж в течение 8 дней с момента приема товара. Товары пересылается в отдельных коробках и общей защитной картонной коробке.

3. Цены: цены в этом каталоге указаны в Евро, либо в любой другой валюте, если того требует Клиент. Цены указаны за единицу товара или погонный метр. Опечатки или другие ошибки печати не влияют на реальную цену продукта.

4. Заказы: все заказы должны быть сделаны по факсу или по электронной почте. Товары продаются как в индивидуальной, так и в многоразовой упаковке. В случае возникновения доказанного несоответствия между заказом и полученными материалами, правильные документы на бланке будут высланы Продавцом.
Подписанные копии документов необходимо отправить обратно в кратчайшие сроки, чтобы избежать задержек в поставке.

5. Сумма минимального заказа: 500,00 Евро

6. Оплата: Несоблюдение условий оплаты, дает право Продавцу прервать поставку товара в любой момент без уведомления. В случае неплатежеспособности или важной выставки, Продавец оставляет за собой право расторгнуть договор купле-продажи без уплаты штрафных санкций Клиенту. Проценты будут рассчитаны по официальному курсу на весь период приостановки сделки.

7. Требования: письменные претензии к поврежденныv продуктам принимаются, если отметка контроля направляется в течение 8 дней со срока поставки, или с момента запуска продукта.

8. Возврат продукта: Товар не подлежит возврату, если это не подтверждено Компанией. После возврата товара и его контроля выпускается кредит-нота на основании прайс-листа и 10%-ой потери стоимости товара. Не подлежат возврату сломанные и поврежденные товары, иначе стандартные продукты будут повторно упакованы и восстановлены.

9. Технические особенности: все технические характеристики и размеры в каталоге являются пояснительными и носят иллюстративный характер.Компания имеет право на изменение технических данных и эстетических особенностей товара. В случае необходимости специальных модификаций и технических требований, Клиент может обратиться в Технический офис.

10. Чертежи и фотографии: копирование и воспроизводство чертежей, брендов, фотографий из данного каталога без согласия Компании запрещено. Репродукции долдны быть утверждены компанией.

11. Спор/противоречия: в случае возникновения споров и противоречий место юрисдикции – Тревизо.

© Copyright Rolling Center SPA

Tutte le immagini, illustrazioni, disegni e dati tecnici all'interno di questo catalogo, sono di proprietà di Rolling Center S.p.A. e pertanto difesi dalle norme, interne ed internazionali, sui diritti d'autore. L'utilizzo, anche parziale, privo di autorizzazione, verrà perseguito a termini di legge. Rolling Center S.p.A. si riserva inoltre di apportare, senza nessun preavviso, qualsiasi modifica atta al miglioramento dei propri prodotti.

All pictures, images, drawings and technical data in this catalogue are Rolling Center S.p.A. property and are protected by national and international copyright law.
Their unauthorized use, even partial, will be prosecuted.
Rolling Center S.p.A. reserves the right to take any change aimed to improve its products without notice.

Rolling Center S.p.A.
Via Monte Bianco, 12 - 31040 Falzè di Trevignano (TV)
Tel. +39 0423 670365 r.a. - Fax +39 0423 819253
info@rollingcenter.com
www.rollingcenter.com

CERTIFICAZIONE DI SISTEMA QUALITÀ
DNV·GL
ISO 9001

Graphic design
marigraf.it

Print
Faenza Industrie Grafiche

www.rollingcenter.com

Via Monte Bianco, 12
31040 Falzè di Trevignano (TV) Italy

Tel. +39 0423 670365 r.a.
Fax +39 0423 819253

info@rollingcenter.com

CERTIFICAZIONE DI SISTEMA QUALITÀ
DNV·GL
ISO 9001